

HIGHLIGHTS

Polio End-Game Strategy

Important meetings related to polio end-game strategy were held recently:

1. The **Independent Monitoring Board (IMB)** met on 1–2 October 2013 in London, United Kingdom. The IMB reviewed the latest epidemiology and programme developments. The next IMB report is expected to be issued within two weeks of the meeting.
2. The **Strategic Advisory Group of Experts on Immunization (SAGE) Working Group on Polio** met on 7–8 October in Geneva, Switzerland. The SAGE Polio Working Group assessed the progress made for planning global IPV introduction. The conclusions and recommendations from the meeting will be presented at the SAGE meeting on 5–7 November 2013.
3. On 10 October 2013, the **Twelfth Annual Consultation with National Regulatory Authorities (NRAs) and Polio Vaccine Manufacturers** was convened in Geneva, Switzerland. The objective of the meeting was to sensitize NRAs and manufacturers to the new polio end-game strategic plan and the implications for polio vaccine supply and demand.

CONTACT US

Expanded Programme on Immunization
Regional Office for the Western Pacific
World Health Organization
P.O. Box 2932, 1000 Manila, Philippines
Phone: +63 2 5288001
Fax: +63 2 5211036, 5260279
Email: WPR_EPIdata@wpro.who.int
Web: www.wpro.who.int/immunization

Chart 1. Non-polio AFP rate and adequate specimen collection rate, 2011–2013

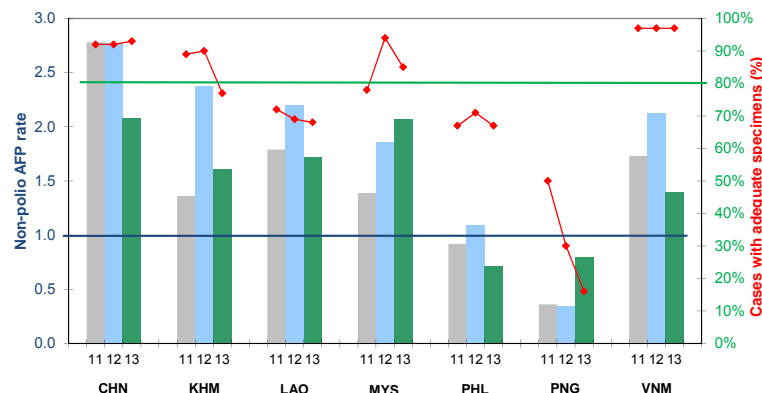


Chart 2. Percent cases with pending classification > 90 days after onset, 2013

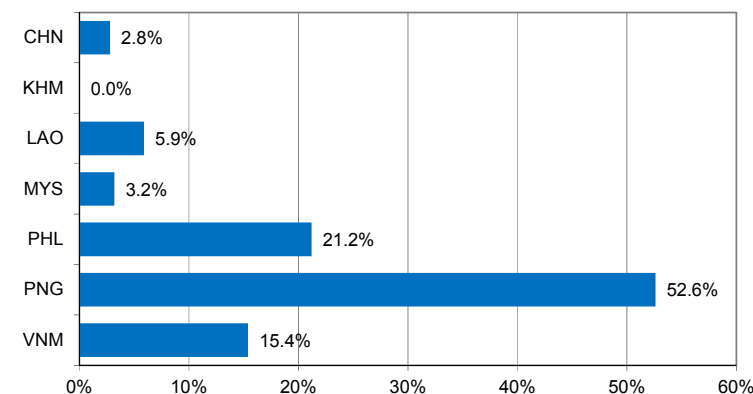


Chart 3. Polio immunization status of reported AFP cases, 2013

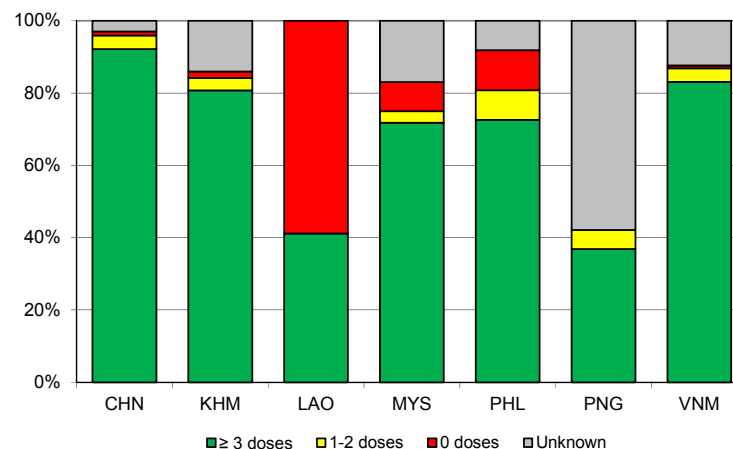
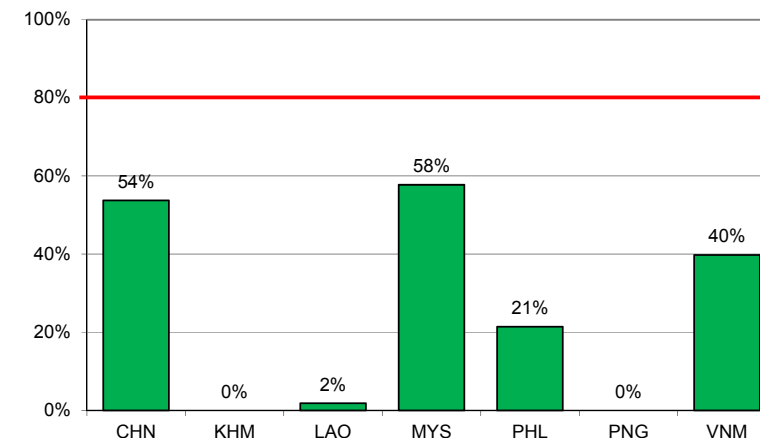


Chart 4. Percentage of samples received at the lab ≤ 3 days of collection, 2013



NOTES:

1. Priority countries were selected for the charts. Official WHO acronyms have been used for abbreviation: CHN (China), KHM (Cambodia), LAO (Lao People's Democratic Republic), MYS (Malaysia), PHL (Philippines), PNG (Papua New Guinea), and VNM (Viet Nam).
2. Non-polio AFP rate for 2013 is annualized as of polio week 41.

Table 1. Classification of AFP cases with onset in 2013 and key surveillance indicators

	2012		2013													
	Total reported cases	Annual expected cases <15 years of age	Total reported cases	Classification						Indicators					Latest report date	Days since last report ⁷
				Confirmed wild poliovirus	Vaccine-derived poliovirus (VDPV)	Polio-compatible	Discarded (Non-polio)	Pending		Non-polio AFP rate ²	% with adequate specimens ³	% with any specimen ⁴	% investigated ≤ 2 days of notification ⁵	% with 60-day follow-up ⁶		
								Total	> 90 days ¹ # (%)							
≥ 1	≥ 80%		≥ 80%	≥ 80%												
Australia	56	43	30	0	0	0	30	0	0 (0.0%)	0.88	40%	70%	100%	0%	27-Aug-13	48
Brunei Darussalam	1	1	1	0	0	0	1	0	0 (0.0%)	1.27	100%	100%	100%	-	17-Aug-13	58
Cambodia	107	45	57	0	0	0	51	6	0 (0.0%)	1.61	77%	95%	84%	77%	14-Oct-13	0
China	6173	2225	3657	0	0	0	2819	838	102 (2.8%)	2.08	93%	99%	100%	75%	10-Oct-13	4
Hong Kong (China)	14	8	9	0	0	0	6	3	0 (0.0%)	1.43	78%	89%	100%	0%	07-Oct-13	7
Japan	0	167	0	-	-	-	-	-	-	-	-	-	-	-	-	-
Lao People's Democratic Republic	55	25	34	0	0	0	24	10	2 (5.9%)	1.72	68%	85%	100%	27%	30-Sep-13	14
Macao (China)	0	1	1	0	0	0	1	0	0 (0.0%)	1.27	100%	100%	100%	-	11-Sep-13	33
Malaysia	141	76	124	0	0	0	99	25	4 (3.2%)	2.07	85%	100%	79%	53%	14-Oct-13	0
Mongolia	9	7	3	0	0	0	3	0	0 (0.0%)	0.54	67%	100%	100%	100%	09-Oct-13	5
New Zealand	8	9	6	0	0	0	4	2	0 (0.0%)	0.85	33%	50%	100%	50%	18-Sep-13	26
Papua New Guinea	10	30	19	0	0	0	8	11	10 (52.6%)	0.80	16%	63%	74%	25%	09-Oct-13	5
Philippines	403	371	208	0	0	1	135	72	44 (21.2%)	0.71	67%	93%	98%	59%	13-Sep-13	31
Republic of Korea	95	76	54	0	0	0	23	31	19 (35.2%)	0.90	94%	100%	98%	67%	17-Sep-13	27
Singapore	10	6	7	0	0	0	7	0	0 (0.0%)	1.48	71%	100%	86%	100%	03-Oct-13	11
Viet Nam	514	241	266	0	0	0	165	101	41 (15.4%)	1.40	97%	99%	89%	67%	26-Sep-13	18
Pacific island countries	4	10	5	0	0	0	4	1	1 (20.0%)	0.63	80%	100%	100%	0%	07-Oct-13	7
Total	7600	3341	4481	0	0	1	3380	1100	223 (5.0%)	1.70	90%	98%	98%	65%		

1. Number (%) of reported cases pending classification more than 90 days from date of onset of paralysis to date of last report
2. Annualized non-polio AFP rate per 100 000 population under 15 years of age
3. Percentage of reported cases with two stool specimens collected 24 hours apart and within 14 days of onset of paralysis
4. Percentage of reported cases with at least one specimen
5. Percentage of reported cases investigated within two days of notification
6. Percentage of reported cases with inadequate specimens followed-up within 60 days of onset of paralysis
7. Countries are expected to submit data at least once per month to WPRO

Green	Reached or surpassed target
Yellow	Nearly reached target: 0.5–0.99 for non-polio AFP rate; 60–79% for other indicators
Red	Substantially below target

Table 4. Vaccine-derived poliovirus, 2000–2013

Country	2000	2001	2002	2003	2004	2005	2006	2007	2008	2009	2010	2011	2012	2013
Cambodia						cVDPV3 (1 case)	cVDPV3 (1 case)							
China	aVDPV1 (1 case)	iVDPV1 (1 case) aVDPV3 (1 case)	aVDPV1 (1 case) aVDPV3 (1 case)		cVDPV1 (2 cases) ?VDPV1 (4 cases) ?VDPV2 (1 case)	iVDPV2 (1 case)	aVDPV1 (1 case) ?VDPV1 (7 cases) VDPV3 (1 case)	aVDPV1 (3 cases) ?VDPV1 (1 case)		aVDPV2 (1 case)	aVDPV2 (5 cases) aVDPV3 (2 cases)	aVDPV1 (1 case) aVDPV2 (3 cases) cVDPV2 (2 cases) iVDPV2 (2 cases) iVDPV3 (1 case)	aVDPV1 (1 case) aVDPV2 (2 cases) cVDPV2 (3 cases) iVDPV2 (1 case) iVDPV3 (1 case)	aVDPV2 (1 case) iVDPV2 (1 case) iVDPV3 (1 case)
Hong Kong (China)						?VDPV? (3 cases)								
Japan					?VDPV? (1 case)	?VDPV3 (1 case)								
Lao People's Democratic Republic					aVDPV2 (1 case) ?VDPV? (2 cases)									
Mongolia				?VDPV? (1 case)										
Philippines		cVDPV1 (3 cases)												
Viet Nam													aVDPV2 (2 cases)	