

COOK ISLANDS

Demographics

Total population (2015)	15 052
Births (2015)	234
Surviving infants (2015)	232
Urban population (2015)	56%

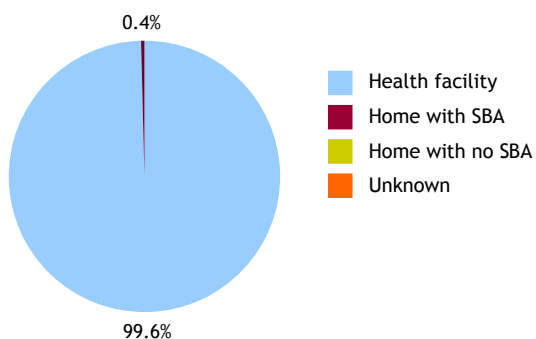
Hepatitis B vaccine

HepB3 introduced nationwide	1989
HepB birth dose introduced	1989
Current schedule	0, 6 weeks, 3 months, 5 months
HepB3 type	DTP-Hib-HepB

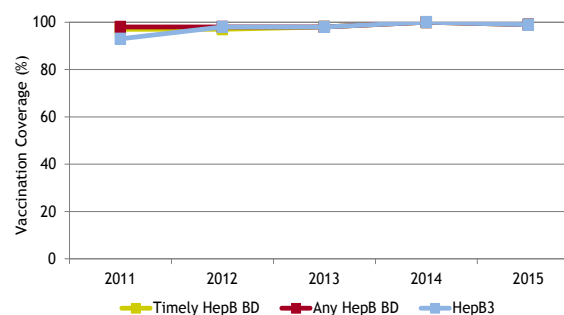
WHO verification

Status of verifying prevalence targets	
Verification started:	January 2013
Decision:	<1% in children
Decision date:	October 2013

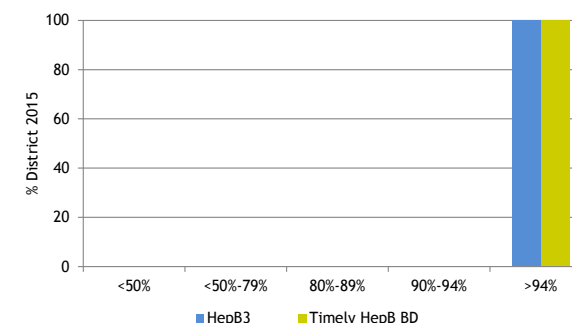
2012 Neonatal deliveries



Hepatitis B vaccination coverage



2015 Districts by coverage categories *



Vaccination coverage surveys

Survey year	Location	Ages enrolled	Sample size	HepB BD %	HepB3 %	DTP3 %	Reference/Notes
-------------	----------	---------------	-------------	-----------	---------	--------	-----------------

Hepatitis B serological surveys

Survey year	Location	Ages enrolled	Sampling base	Sample size	HBsAg prevalence (95%CI)	Reference/Notes
2012	7 of 11 islands	6 years	School based	265	0%	MoH Cook Islands 2013

Abbreviations: DTP3: 3rd dose of Diptheria, Tetanus and Pertusis vaccine; HepB3: at least 3 doses of hepatitis B vaccine; HBsAg: hepatitis B surface antigen; SBA: Skilled Birth Attendant; Timely HepB BD: birth dose within 24 hours
Sources: Urban Population was derived from World Bank; 2012 Neonatal deliveries was derived from the Western Pacific Country Health Information Profiles; Unless otherwise noted in the section marked References/Notes, all remaining data was derived from the WHO and UNICEF Joint Reporting Form on Immunization
 *HepB3 vaccination coverage when available, otherwise graph represents DTP3 coverage.