

LAO PEOPLE'S DEMOCRATIC REPUBLIC

Demographics

Total population (2015)	6 949 000
Births (2015)	194 026
Surviving infants (2015)	183 962
Urban population (2015)	39%

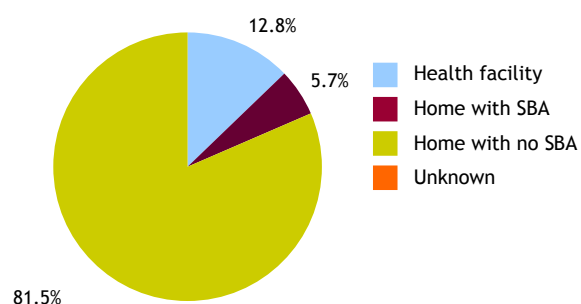
Hepatitis B vaccine

HepB3 introduced nationwide	2001
HepB birth dose introduced	-2004
Current schedule	0, 6 weeks, 10 weeks, 14 weeks
HepB3 type	DTP-Hib-HepB

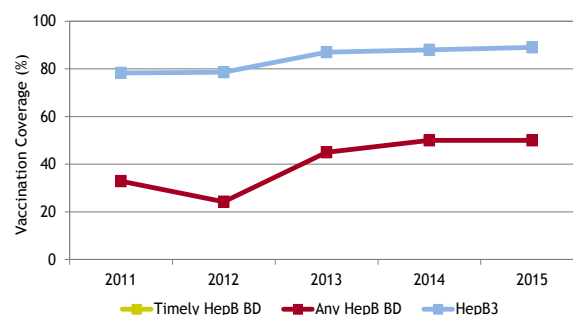
WHO verification

Status of verifying prevalence targets	
Verification started:	pending
Decision:	n.a.
Decision date:	n.a.

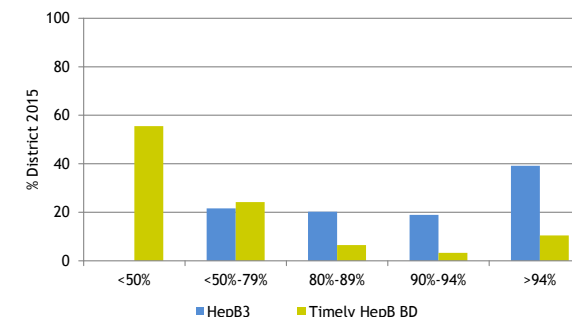
2012 Neonatal deliveries



Hepatitis B vaccination coverage



2015 Districts by coverage categories *



Vaccination coverage surveys

Survey year	Location	Ages enrolled	Sample size	HepB BD %	HepB3 %	DTP3 %	Reference/Notes
2006	National	12-23 months	828	not reported	not reported	41%	Lao PDR Multiple Indicator Cluster Survey 2006 Final Report; DTP3 32% by 12 months
2011-2012	National	12-23 months	2141	37%	56%	56%	Lao Social Indicator Survey (LSIS), (MICS / DHS Survey): HepB BD 37%, HepB3 52%, DTP3 52% by 12 months
2015	National	12-23 months	5981	72%	81%	81%	National Immunization Survey

Hepatitis B serological surveys

Survey year	Location	Ages enrolled	Sampling base	Sample size	HBsAg prevalence (95%CI)	Reference/Notes
2012	National	5-9 years	Community based	965	1.7% (0.8%-2.6%)	Xeuatvongsa PloS ONE 2014

Abbreviations: DTP3: 3rd dose of Diptheria, Tetanus and Pertusis vaccine; HepB3: at least 3 doses of hepatitis B vaccine; HBsAg: hepatitis B surface antigen; SBA: Skilled Birth Attendant; Timely HepB BD: birth dose within 24 hours
Sources: Urban Population was derived from World Bank; 2012 Neonatal deliveries was derived from the Western Pacific Country Health Information Profiles; Unless otherwise noted in the section marked References/Notes, all remaining data was derived from the WHO and UNICEF Joint Reporting Form on Immunization
 *HepB3 vaccination coverage when available, otherwise graph represents DTP3 coverage.