

REPUBLIC OF THE MARSHALL ISLANDS

Demographics

Total population (2015)	54 880
Births (2015)	1 140
Surviving infants (2015)	1 135
Urban population (2015)	73%

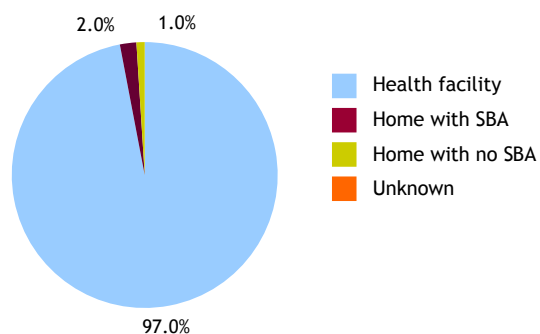
Hepatitis B vaccine

HepB3 introduced nationwide	1990s
HepB birth dose introduced	1998
Current schedule	0, 2 months, 4 months, 6 months
HepB3 type	DTP-HepB-IPV

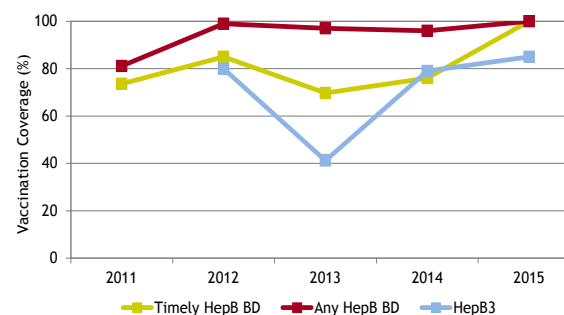
WHO verification

Status of verifying prevalence targets	
Verification started:	pending
Decision:	n.a.
Decision date:	n.a.

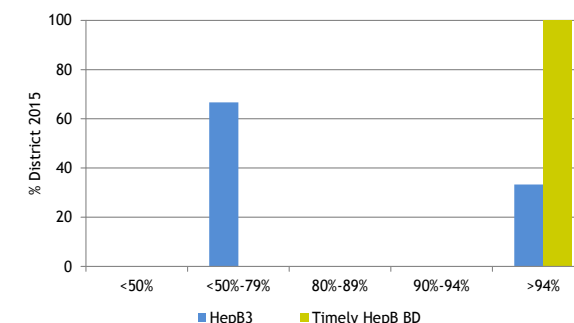
2012 Neonatal deliveries



Hepatitis B vaccination coverage



2015 Districts by coverage categories *



Vaccination coverage surveys

Survey year	Location	Ages enrolled	Sample size	HepB BD %	HepB3 %	DTP3 %	Reference/Notes
2006	National	0-24 months	115	not reported	86%	65%	RMI Community Survey2006: confirmation method by card only
2007	Majuro, Ebeye	5-9 years	331	49%	93%	not reported	Bialek Ped Infect Dis 2010
2007	National	not reported	214	not reported	not reported	17% (for age 48-59M); 32% (for age 36-47M)	DHS Survey 2007: DTP3 by 12 months
2007	National	24-35 months	207	not reported	not reported	32%	DHS Survey 2007: DTP3 by 12 months
2007	National	12-23 months	249	not reported	not reported	48%	DHS Survey; DTP3 38% by 12 months

Hepatitis B serological surveys

Survey year	Location	Ages enrolled	Sampling base	Sample size	HBsAg prevalence (95%CI)	Reference/Notes
2007	Majuro, Ebeye	5-9 years	School based	331	1.8% (0.4% - 3.3%)	Bialek PID 2010

Abbreviations: DTP3: 3rd dose of Diptheria, Tetanus and Pertusis vaccine; HepB3: at least 3 doses of hepatitis B vaccine; HBsAg: hepatitis B surface antigen; SBA: Skilled Birth Attendant; Timely HepB BD: birth dose within 24 hours
Sources: Urban Population was derived from World Bank; 2012 Neonatal deliveries was derived from the Western Pacific Country Health Information Profiles; Unless otherwise noted in the section marked References/Notes, all remaining data was derived from the WHO and UNICEF Joint Reporting Form on Immunization
 *HepB3 vaccination coverage when available, otherwise graph represents DTP3 coverage.