

Demographics

Total population (2015)	3 129 495
Births (2015)	81 715
Surviving infants (2015)	79 647
Urban population (2015)	72%

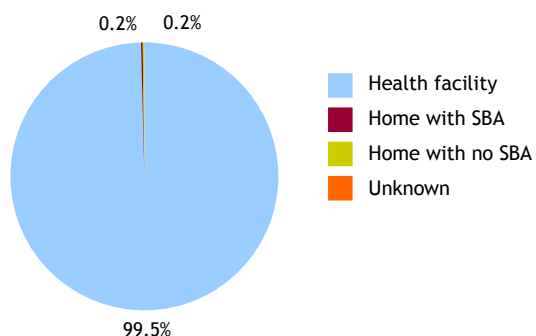
Hepatitis B vaccine

HepB3 introduced nationwide	1991
HepB birth dose introduced	1991
Current schedule	0, 2 months, 3 months, 4 months
HepB3 type	DTP-Hib-HepB

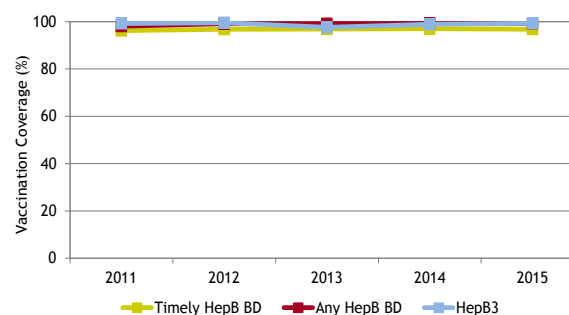
WHO verification

Status of verifying prevalence targets	
Verification started:	April 2012
Decision:	<1% in children
Decision date:	July 2012

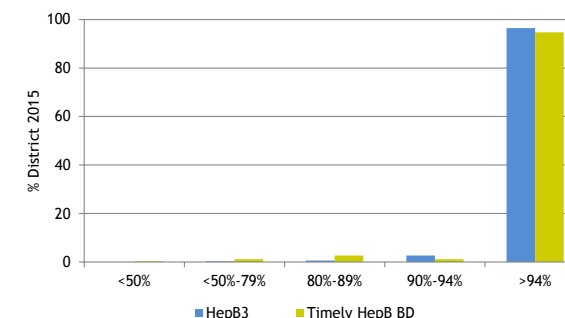
2012 Neonatal deliveries



Hepatitis B vaccination coverage



2015 Districts by coverage categories *



Vaccination coverage surveys

Survey year	Location	Ages enrolled	Sample size	HepB BD %	HepB3 %	DTP3 %	Reference/Notes
2001	National	12-23 months	1255	not reported	not reported	89%	Mongolia, Child and Development survey-2000 (MICS-2), 2001
2004	National	4-6 years	5894	95%	73%	not reported	MoH Mongolia 2011
2004	National	8 years	1145	65%	60%	not reported	Davaalkham J Epid 2007
2005	National	12-23 months	724	not reported	not reported	93%	Mongolia Child and Development 2005 Survey (MICS-3): DTP3-92% by 12M
2010	National	12-23 months	944	97%	not reported	92%	MICS : HepB BD 96.7% by 12M; DTP3 92.1% by 12M
2013	National	12-23 months	1180	99%	98%	98%	Mongolia Social Indicator Sample Survey: HepB BD 93.1%, HepB3 92.5%, DTP3 92.5% by 12M
2013	National	24-35 months	1236	97%	96%	96%	Mongolia Social Indicator Sample Survey :HepB BD 86%, HepB3 84.2%, DTP3 84.2% by 12M

Hepatitis B serological surveys

Survey year	Location	Ages enrolled	Sampling base	Sample size	HBsAg prevalence (95%CI)	Reference/Notes
2004	National	7-12 years	School based	1145	5.2%	Davaalkham PI 2007
2009	National	4 years	Community based	5894	0.34%	MoH Mongolia 2011

Abbreviations: DTP3: 3rd dose of Diptheria, Tetanus and Pertusis vaccine; HepB3: at least 3 doses of hepatitis B vaccine; HBsAg: hepatitis B surface antigen; SBA: Skilled Birth Attendant; Timely HepB BD: birth dose within 24 hours
Sources: Urban Population was derived from World Bank; 2012 Neonatal deliveries was derived from the Western Pacific Country Health Information Profiles; Unless otherwise noted in the section marked References/Notes, all remaining data was derived from the WHO and UNICEF Joint Reporting Form on Immunization
 *HepB3 vaccination coverage when available, otherwise graph represents DTP3 coverage.