

COMMONWEALTH OF THE NORTHERN MARIANA ISLANDS

Demographics

Total population (2015)	55 070
Births (2011)	1 025
Surviving infants (2011)	1 038
Urban population (2015)	89%

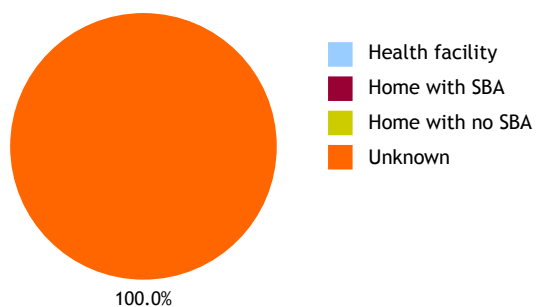
Hepatitis B vaccine

HepB3 introduced nationwide	1988
HepB birth dose introduced	1988
Current schedule	0, 6 weeks, 6 months
HepB3 type	DTP-HepB-IPV

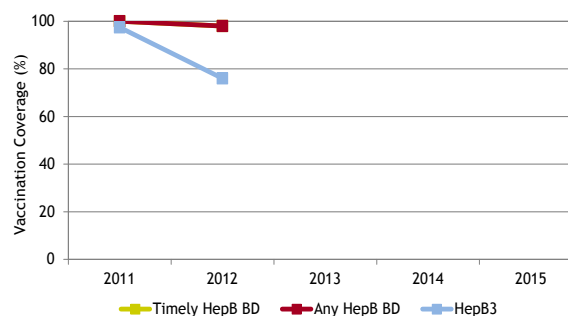
WHO verification

Status of verifying prevalence targets	
Verification started:	pending
Decision:	n.a.
Decision date:	n.a.

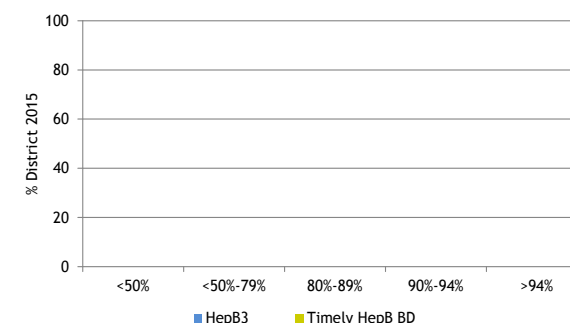
2012 Neonatal deliveries



Hepatitis B vaccination coverage



2015 Districts by coverage categories



Vaccination coverage surveys

Survey year	Location	Ages enrolled	Sample size	HepB BD %	HepB3 %	DTP3 %	Reference/Notes
1995	National	3-4 years	200	not reported	94%	not reported	Mahoney Pac Hth Dialog 1996
2005	National	19-35 months	295	100%	94%	not reported	

Hepatitis B serological surveys

Survey year	Location	Ages enrolled	Sampling base	Sample size	HBsAg prevalence (95%CI)	Reference/Notes
1994	Saipan	3-4 years	Health facility	200	0.5%	Durand Pac Hlth Dial 1996
2014	Nationwide	6 years	School based	804	0.0%	CNMI Healthcare Corp. 2015

Abbreviations: DTP3: 3rd dose of Diptheria, Tetanus and Pertussis vaccine; HepB3: at least 3 doses of hepatitis B vaccine; HBsAg: hepatitis B surface antigen; SBA: Skilled Birth Attendant; Timely HepB BD: birth dose within 24 hours
Sources: Total population was from the United Nations World Population Prospects the 2015 revision; Urban Population was derived from World Bank; 2012 Neonatal deliveries was derived from the Western Pacific Country Health Information Profiles; Unless otherwise noted in the section marked References/Notes, all remaining data was derived from the WHO and UNICEF Joint Reporting Form on Immunization