

# PHILIPPINES

## Demographics

Total population (2015)	101 771 950
Births (2015)	2 747 843
Surviving infants (2015)	2 679 147
Urban population (2015)	44%

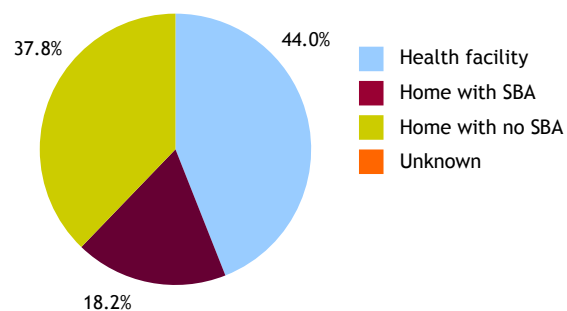
## Hepatitis B vaccine

HepB3 introduced nationwide	1991
HepB birth dose introduced	2007
Current schedule	0, 6 weeks, 10 weeks, 14 weeks
HepB3 type	DTP-Hib-HepB

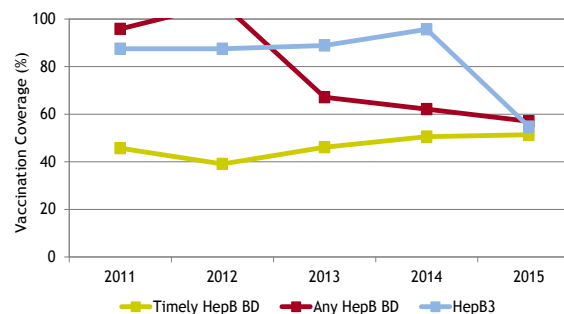
## WHO verification

Status of verifying prevalence targets	
Verification started:	pending
Decision:	n.a.
Decision date:	n.a.

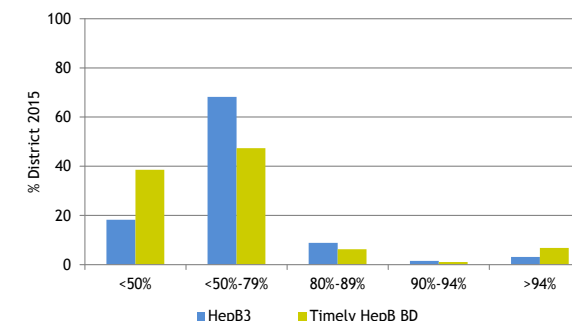
## 2012 Neonatal deliveries



## Hepatitis B vaccination coverage



## 2015 Districts by coverage categories \*



## Vaccination coverage surveys

Survey year	Location	Ages enrolled	Sample size	HepB BD %	HepB3 %	DTP3 %	Reference/Notes
1998-1999	National	12-23 months	1474	not reported	not reported	81%	DHS Survey: DTP3 79% by 12 months
2000	National	12-23 months	2227	not reported	32%	80%	Philippines, Maternal and Child Health Survey 2000
2002	National	12-23 months	1885	not reported	not reported	81%	Philippines, Maternal and Child Health Survey 2002
2003	National	12-23 months	1348	not reported	not reported	79%	DHS Survey: DTP3 75% by 12 months
2008	National	12-23 months	1286	not reported	80%	86%	DHS Survey (NDHS) 2008: by 12 months (HepB3 76%, DTP3 83%)
2013	National	12-23 months	1397	not reported	78%	86%	DHS Survey, 2013: by 12 months (HepB3 74%, DTP3 85%)

## Hepatitis B serological surveys

Survey year	Location	Ages enrolled	Sampling base	Sample size	HBsAg prevalence (95%CI)	Reference/Notes
2013	24 of 81 provinces	5-6 years	Community-based	2704	0.33% (0.15% - 0.73%)	The Philippine Department of Health 2016

**Abbreviations:** DTP3: 3rd dose of Diptheria, Tetanus and Pertusis vaccine; HepB3: at least 3 doses of hepatitis B vaccine; HBsAg: hepatitis B surface antigen; SBA: Skilled Birth Attendant; Timely HepB BD: birth dose within 24 hours  
**Sources:** Urban Population was derived from World Bank; 2012 Neonatal deliveries was derived from the Western Pacific Country Health Information Profiles; Unless otherwise noted in the section marked References/Notes, all remaining data was derived from the WHO and UNICEF Joint Reporting Form on Immunization  
 \*HepB3 vaccination coverage when available, otherwise graph represents DTP3 coverage.