

Demographics

Total population (2015)	8 235 782
Births (2015)	263 545
Surviving infants (2015)	248 576
Urban population (2015)	13%

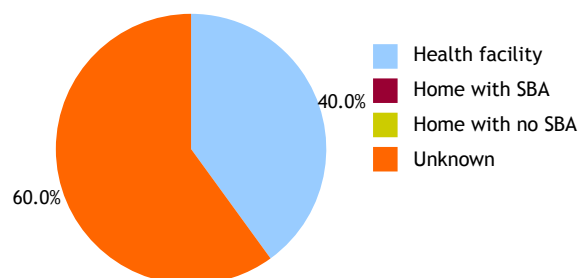
Hepatitis B vaccine

HepB3 introduced nationwide	1989
HepB birth dose introduced	~2003
Current schedule	0, 1 month, 2 months, 3 months
HepB3 type	DTP-Hib-HepB

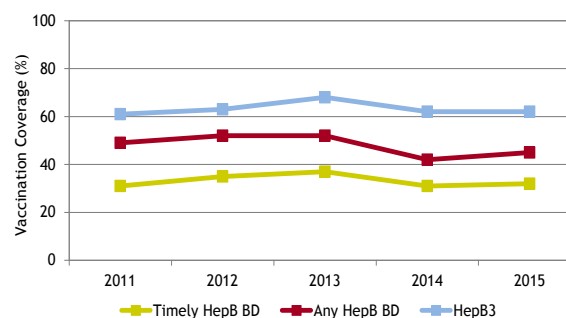
WHO verification

Status of verifying prevalence targets	
Verification started:	pending
Decision:	n.a.
Decision date:	n.a.

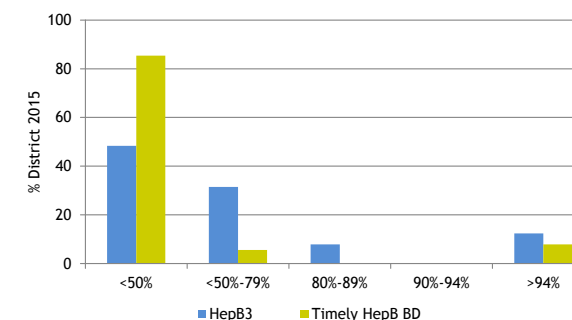
2012 Neonatal deliveries



Hepatitis B vaccination coverage



2015 Districts by coverage categories*



Vaccination coverage surveys

Survey year	Location	Ages enrolled	Sample size	HepB BD %	HepB3 %	DTP3 %	Reference/Notes
2005-2006	National	12-23 months	783	not reported	not reported	71%	National Immunization Coverage Survey
2005-2006	National	12-23 months	774	not reported	73%	not reported	National Immunization Coverage Survey

Hepatitis B serological surveys

Survey year	Location	Ages enrolled	Sampling base	Sample size	HBsAg prevalence (95%CI)	Reference/Notes
1989-1990	Port Moresby	3-5 months	Hospital Based	31	13%	Nemba ATPaed. 1993
2012-2013	National	4-6 years	Community based	2109	2.3%	Kitau ASTMH 2015

Abbreviations: DTP3: 3rd dose of Diphteria, Tetanus and Pertusis vaccine; HepB3: at least 3 doses of hepatitis B vaccine; HBsAg: hepatitis B surface antigen; SBA: Skilled Birth Attendant; Timely HepB BD: birth dose within 24 hours
Sources: Urban Population was derived from World Bank; 2012 Neonatal deliveries was derived from the Western Pacific Country Health Information Profiles; Unless otherwise noted in the section marked References/Notes, all remaining data was derived from the WHO and UNICEF Joint Reporting Form on Immunization
 *HepB3 vaccination coverage when available, otherwise graph represents DTP3 coverage.