

Demographics

Total population (2012)	10 837
Births (2012)	265
Surviving infants (2012)	265
Urban population (2012)	60%

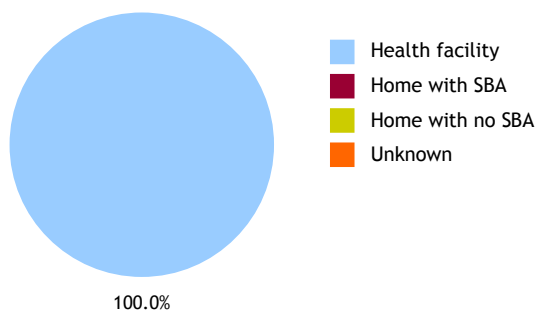
Hepatitis B vaccine

HepB3 introduced nationwide	Yes, introduction year unknown
HepB birth dose introduced	Yes, introduction year unknown
Current schedule	0, 6 weeks, 10 weeks, 14 weeks
HepB3 type	DTP-Hib-HepB

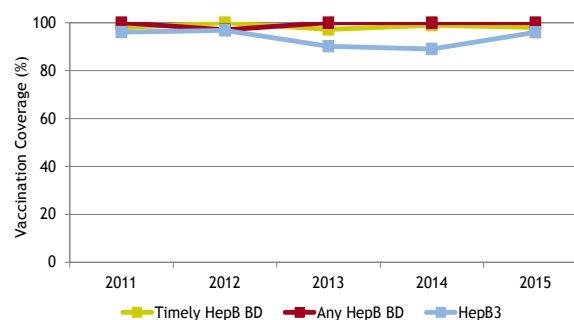
WHO verification

Status of verifying prevalence targets	
Verification started:	pending
Decision:	n.a.
Decision date:	n.a.

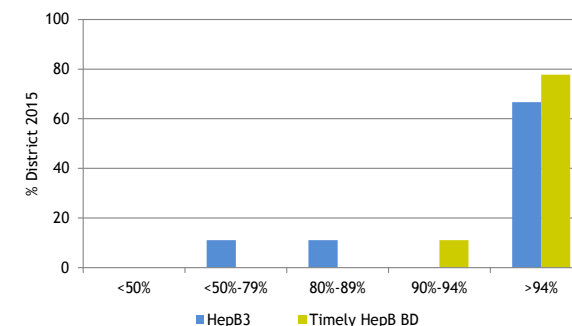
2012 Neonatal deliveries



Hepatitis B vaccination coverage



2015 Districts by coverage categories*



Vaccination coverage surveys

Survey year	Location	Ages enrolled	Sample size	HepB BD %	HepB3 %	DTP3 %	Reference/Notes
2007	National	48-59 months	75	not reported	not reported	59%	DHS Survey (DTP3 by 18 months)
2007	National	36-47 months	84	not reported	not reported	57%	DHS Survey (DTP3 by 18 months)
2007	National	24-35 months	89	not reported	not reported	60%	DHS Survey (DTP3 by 18 months)
2007	National	18-29 months	80	not reported	not reported	62%	DHS Survey (60% DTP3 by 18 months)

Hepatitis B serological surveys

Survey year	Location	Ages enrolled	Sampling base	Sample size	HBsAg prevalence (95%CI)	Reference/Notes
1976	Fanafuti	10-19 years	Community based	181	11%	Gust JID 1979

Abbreviations: DTP3: 3rd dose of Diptheria, Tetanus and Pertussis vaccine; HepB3: at least 3 doses of hepatitis B vaccine; HBsAg: hepatitis B surface antigen; SBA: Skilled Birth Attendant; Timely HepB BD: birth dose within 24 hours
Sources: Urban Population was derived from World Bank; 2012 Neonatal deliveries was derived from the Western Pacific Country Health Information Profiles; Unless otherwise noted in the section marked References/Notes, all remaining data was derived from the WHO and UNICEF Joint Reporting Form on Immunization
 *HepB3 vaccination coverage when available, otherwise graph represents DTP3 coverage.