

VIET NAM

Demographics

Total population (2015)	91 583 000
Births (2015)	1 753 504
Surviving infants (2015)	1 753 504
Urban population (2015)	34%

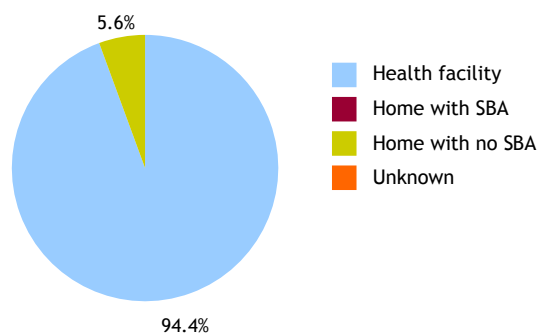
Hepatitis B vaccine

HepB3 introduced nationwide	1997
HepB birth dose introduced	2005
Current schedule	0, 2 months, 3 months, 4 months
HepB3 type	DTP-Hib-HepB

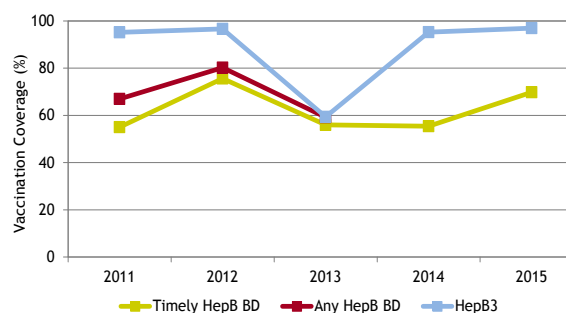
WHO verification

Status of verifying prevalence targets	
Verification started:	pending
Decision:	n.a.
Decision date:	n.a.

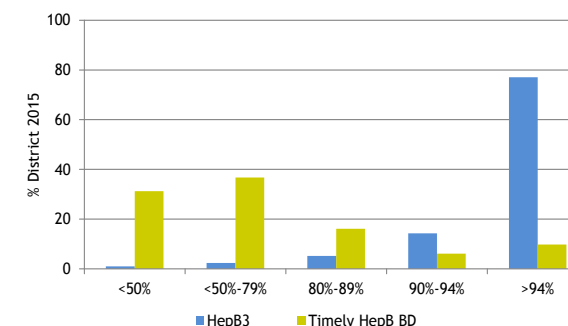
2012 Neonatal deliveries



Hepatitis B vaccination coverage



2015 Districts by coverage categories*



Vaccination coverage surveys

Survey year	Location	Ages enrolled	Sample size	HepB BD %	HepB3 %	DTP3 %	Reference/Notes
2002	National	12-24 months	457	not reported	not reported	72%	DHS Survey
2006	National	12-23 months	555	not reported	34%	79%	MICS; 32% HepB3 and 76% DTP3 by 12 months
2002-2003	National	12-23 months	457	not reported	not reported	72%	DHS Survey
2010-2011	National	12-23 months	759	not reported	56%	74%	MICS; 53% HepB3 and 73% DTP3 by 12 months
2014	National	24-35 months	641	71%	92%	93%	MICS; 71% HepB BD, 92% HepB3 and 93% DTP3 by 12 months
2014	National	12-23 months	790	78%	87%	89%	MICS; 78% HepB BD, 87% HepB3 and 89% DTP3 by 12 months

Hepatitis B serological surveys

Survey year	Location	Ages enrolled	Sampling base	Sample size	HBsAg prevalence (95%CI)	Reference/Notes
1998	Thanh Hoa	9-18 months	Community based	536	12.5%	Hipgrave AJTMH 2003
2011	National	3-4 years	Community based	3426	1.6% (1.25%-2.15%)	Nguyen Vaccine 2014
2011	National	5-7 years	Community based	1738	2.2% (1.47%-3.14%)	Nguyen Vaccine 2014
2011	National	8-11 years	Community based	1740	3.6% (2.80%-4.71%)	Nguyen Vaccine 2014

Abbreviations: DTP3: 3rd dose of Diptheria, Tetanus and Pertusis vaccine; HepB3: at least 3 doses of hepatitis B vaccine; HBsAg: hepatitis B surface antigen; SBA: Skilled Birth Attendant; Timely HepB BD: birth dose within 24 hours
Sources: Urban Population was derived from World Bank; 2012 Neonatal deliveries was derived from the Western Pacific Country Health Information Profiles; Unless otherwise noted in the section marked References/Notes, all remaining data was derived from the WHO and UNICEF Joint Reporting Form on Immunization
 *HepB3 vaccination coverage when available, otherwise graph represents DTP3 coverage.