

WALLIS AND FUTUNA

Demographics

Total population (2015)	12 197
Births (2015)	157
Surviving infants (2015)	156
Urban population (2015)	0%

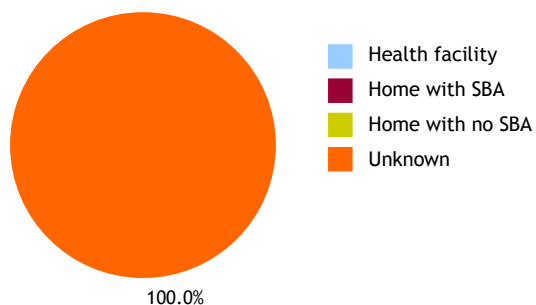
Hepatitis B vaccine

HepB3 introduced nationwide	Yes, introduction year unknown
HepB birth dose introduced	Yes, introduction year unknown
Current schedule	0, 1 month, 6 months
HepB3 type	Monovalent

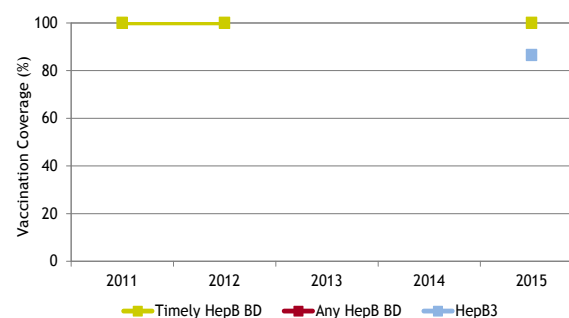
WHO verification

Status of verifying prevalence targets	
Verification started:	pending
Decision:	n.a.
Decision date:	n.a.

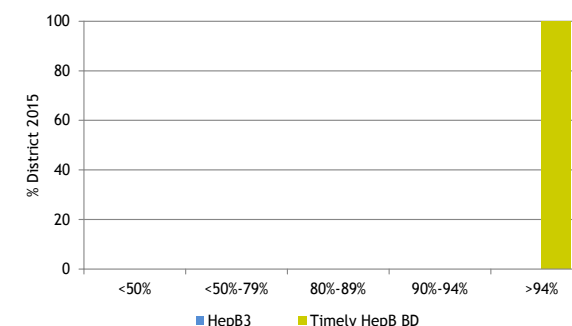
2012 Neonatal deliveries



Hepatitis B vaccination coverage



2015 Districts by coverage categories



Vaccination coverage surveys

Survey year	Location	Ages enrolled	Sample size	HepB BD %	HepB3 %	DTP3 %	Reference/Notes
2011	National	7-12 years	442	not reported	94%	not reported	Data from national serosurvey

Hepatitis B serological surveys

Survey year	Location	Ages enrolled	Sampling base	Sample size	HBsAg prevalence (95%CI)	Reference/Notes
2012	National	9-11 years	School-based	428	0.93%	PRELIMINARY DATA

Abbreviations: DTP3: 3rd dose of Diphteria, Tetanus and Pertusis vaccine; HepB3: at least 3 doses of hepatitis B vaccine; HBsAg: hepatitis B surface antigen; SBA: Skilled Birth Attendant; Timely HepB BD: birth dose within 24 hours
Sources: Urban Population was derived from World Bank; 2012 Neonatal deliveries was derived from the Western Pacific Country Health Information Profiles; Unless otherwise noted in the section marked References/Notes, all remaining data was derived from the WHO and UNICEF Joint Reporting Form on Immunization