

# Pharmaceutical System

# REPUBLIC OF KOREA

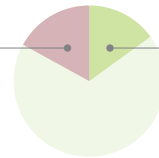
## SOCIOECONOMICS<sup>1</sup>

**49 263 000**  
Population

**82 years**  
Life Expectancy at Birth



**17%**  
Percentage of Adults Aged over 60 Years



**15%**  
Percentage of Children Aged below 15 Years

**US\$ 34 321.6**  
GDP / Capita (PPP)

## HUMAN RESOURCES<sup>2</sup>



**22.4**  
per 10 000 population

No. of Physicians



**1.28**  
per 1000 population

No. of Pharmacists



**10.3**  
per 1000 population

Hospital Beds

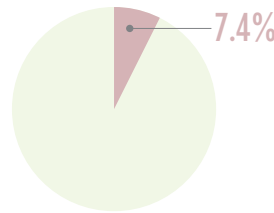


**14.6**  
per capita

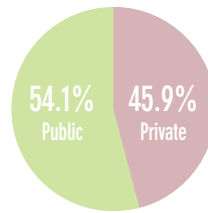
Doctor Consultations

## HEALTH EXPENDITURE<sup>2</sup>

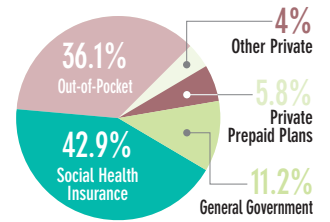
**US\$ 2530.6**  
Total Health Expenditure / Capita (PPP)



Total Health Expenditure as a Share of GDP



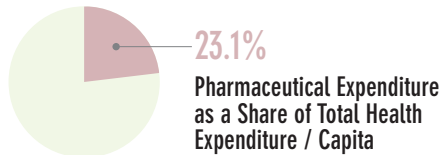
Public vs Private Share of Total Health Expenditure



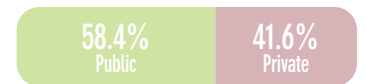
Composition of Total Health Expenditure

## PHARMACEUTICAL EXPENDITURE<sup>2</sup>

**US\$ 583.4**  
Total Pharmaceutical Expenditure / Capita (PPP)



Pharmaceutical Expenditure as a Share of Total Health Expenditure / Capita



Public vs Private Share of Total Pharmaceutical Expenditure

## PHARMACEUTICAL REGULATION

Regulatory Authority for Pharmaceuticals  
Ministry of Food and Drug Safety

Pharmaceutical Legislation  
Pharmaceutical Affairs Act

National Medicines Policy  
National Medicine Policy Plan

## PRICING

Agency that Sets Price  
Ministry of Health and Welfare

Pricing Regulation in the Public Sector **YES**

Pricing Regulation in the Private Sector **NO**

Free Pricing?

**NO**

Price Negotiations?

**YES**

External Price Referencing?

**YES**

Internal Price Referencing?

**NO**

VAT on Medicines

**10%**

## PROCUREMENT / REIMBURSEMENT

Body Responsible for Selection of Products for Public Procurement/Reimbursement  
Health Insurance and Review and Assessment Service

Body Responsible for Health Technology Assessment  
National Evidence-based Healthcare Collaborating Agency

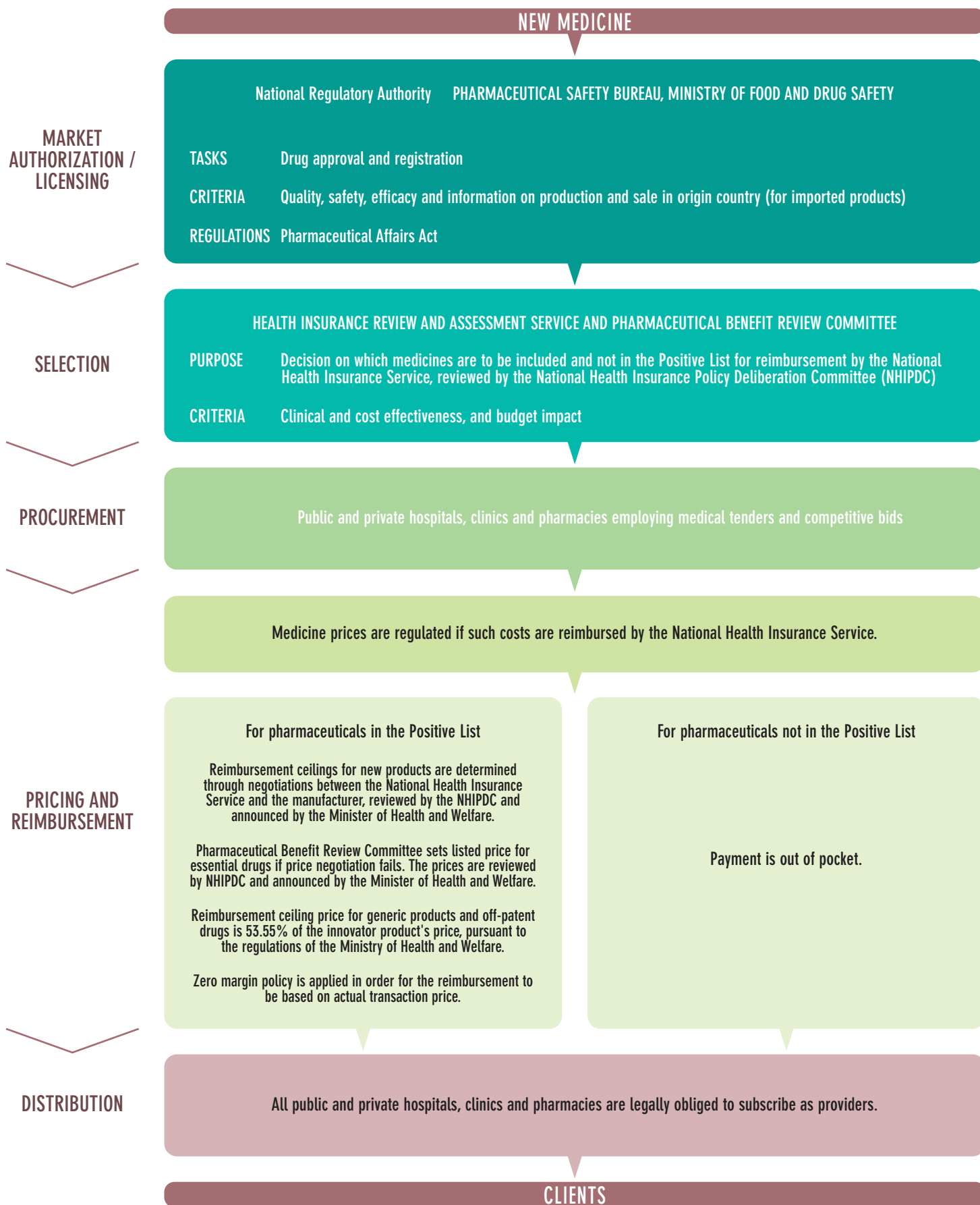
**39 847**  
No. of Registered Medicines

No data available  
No. of Products on Essential Medicines List

No data available  
No. of Products on Procurement List

**17 798**  
No. of Products on Reimbursement List

# Pharmaceutical System Flowchart



## REFERENCES

- World health statistics (2015) [online database]. Geneva: World Health Organization ([http://www.who.int/gho/publications/world\\_health\\_statistics/2015/en/](http://www.who.int/gho/publications/world_health_statistics/2015/en/), accessed 25 November 2016).
- Health at a glance: Asia/ Pacific (2016). Paris: The Organisation for Economic Co-operation and Development and World Health Organization (<http://www.oecd.org/health/health-at-a-glance-asia-pacific-23054964.htm>, accessed 2 December 2016).

WPR/2017/DHS/007

©World Health Organization 2017

Some rights reserved. This work is available under the CC BY-NC-SA 3.0 IGO licence.