

Update on the dengue situation in the Western Pacific Region

Northern Hemisphere

China (No new update)

From 9 December to 15 December 2014, Guangdong Province reported 44 new cases of laboratory-confirmed and clinically diagnosed dengue, 42.1% fewer than the number of cases reported in the previous week (76 cases). As of 15 December, the province reported 45,171 laboratory-confirmed and clinical cases of dengue from 20 cities. Cases were distributed as follows: Guangzhou (37,354 cases), Foshan (3542 cases), Zhongshan (679 cases), Jiangmen (595 cases), Zhuhai (505 cases), Shenzhen (450 cases), Qingyuan (297 cases), Yangjiang (294 cases), Dongguan (287 cases), Zhaoqing (277 cases), Shantou (246 cases), Zhanjiang (230 cases), Chaozhou (135 cases), Maoming (96 cases), Jieyang (85 cases), Huizhou (37 cases), Heyuan (27 cases), Shaoguan (15 cases), Yunfu (12 cases), Shanwei (8 cases). Number of cumulative deaths reported was 6 (including 5 cases in Guangzhou and 1 in Foshan). Currently, 55 cases are still hospitalized and 18,949 cases have recovered and have been discharged. The outbreak was expected to be over by the end of December 2014.

Link: (<http://www.gdwst.gov.cn/a/yiqingxx/2014121512665.html>)

Malaysia

As of 17 January 2015, the number of dengue cases in Malaysia is still higher than for the same period in the previous year. This is 85.8% increase compared to 2014.

Cumulative number of reported cases: 5,546

Cumulative number of deaths reported: 8

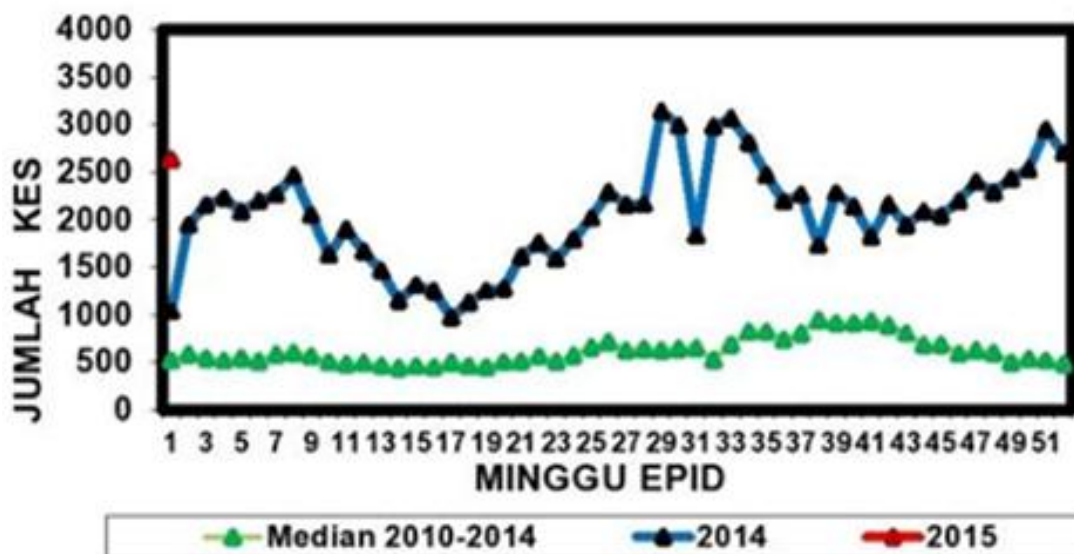


Figure 1: Number of dengue cases by week 2014-2015, Department of Health, Malaysia

Philippines

As of 31 December 2014, the total number of cases reported in the Philippines follows seasonal pattern, showing a decreasing trend since week 33 2014. The number of reported cases is 44.6% lower than for the same period last year. (Figure 2)

Cumulative number of reported cases: 113,485

Cumulative number of deaths reported: 425

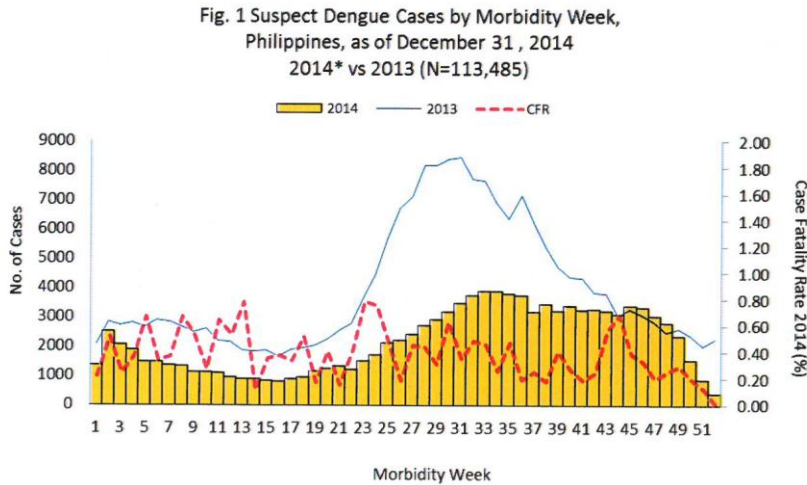


Figure 2: Number of dengue cases by week 2013-2014, Department of Health, National Epidemiology Center, Philippines

Singapore

The total number of reported dengue cases shows a marked seasonal pattern. The number of cases declined gradually from week 38 to week 47 2014, however since week 49, the number of cases have fluctuated. (Figure 3)

Cumulative number of reported cases: 486

Cumulative number of deaths: no update available

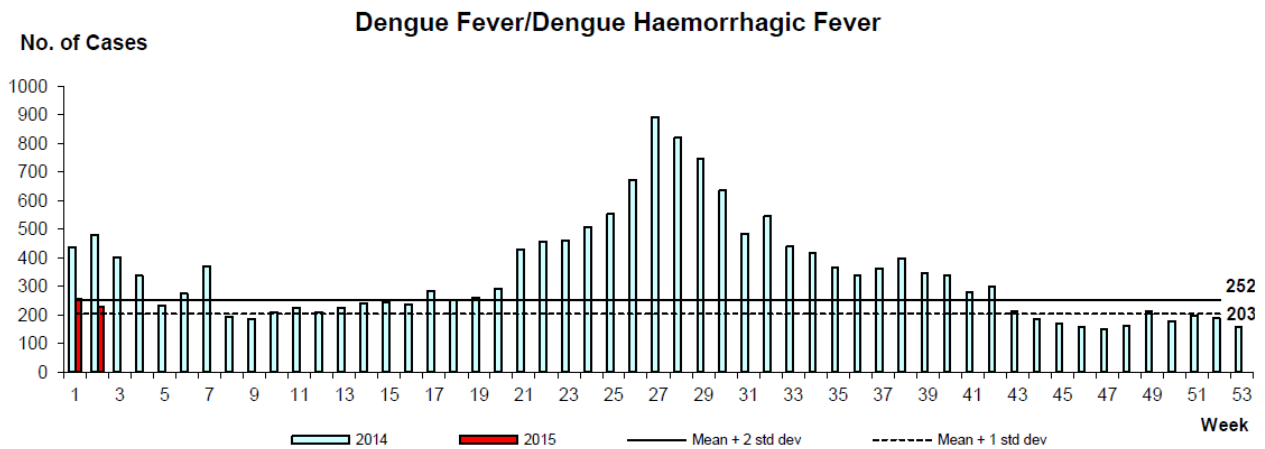


Figure 3 Number of dengue cases per week 2014-2015, Communicable Disease Division, Ministry of Health Singapore

Mekong area

Cambodia

Cambodia has experienced a relatively stable number of new cases reported per week as of the week 3 2015, (Figure 4). Cambodia continues to experience much lower number of cases since 2008 (data for 2012 are excluded). As of the week 3 2015, cumulative case and death is as below.

Cumulative cases reported 2015: 107

Cumulative deaths reported 2015: 1

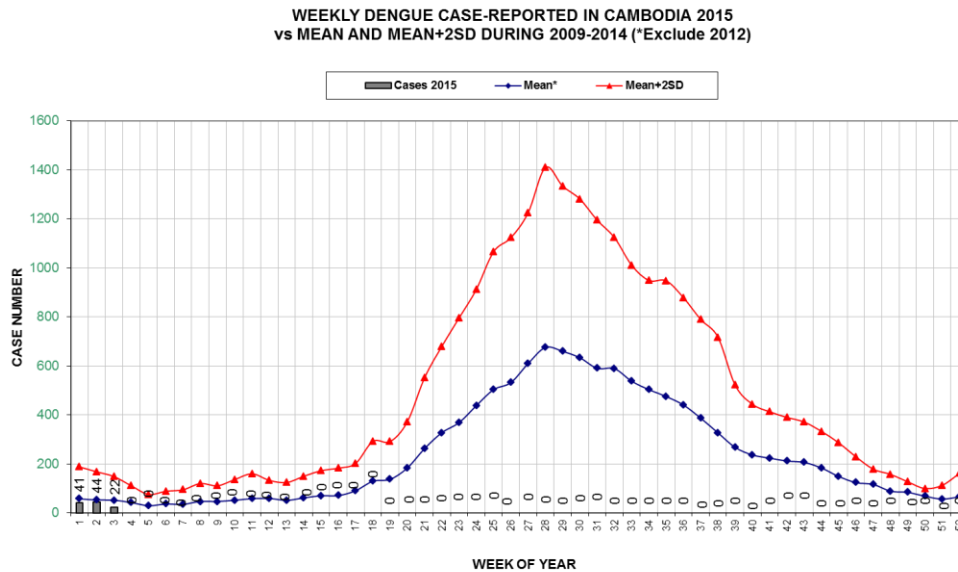


Figure 4: Comparative annual data of dengue cases by month 2015, Ministry of Health Cambodia

Lao PDR

The total number of notifications for week 3 2015 (10 Jan 2015-16 Jan 2015) is 6 cases (Figure 5).

Cumulative cases reported 2015: 11

Cumulative deaths reported 2015: 0

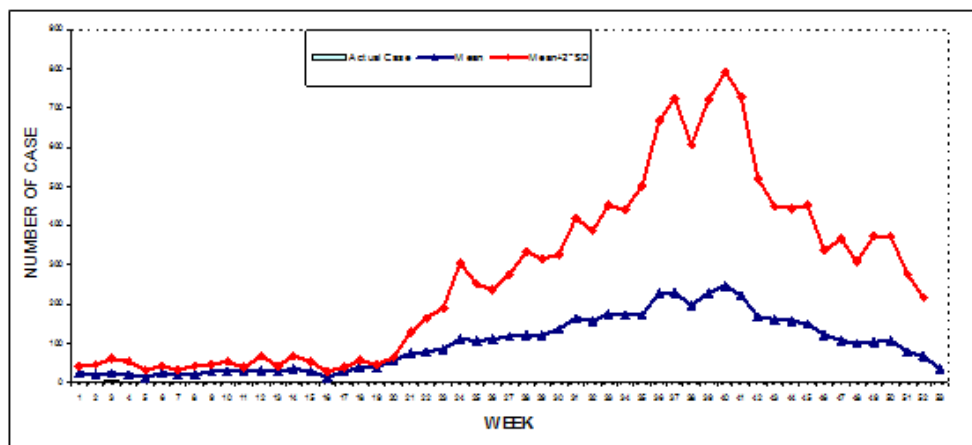


Figure 5: Number of cases per week 2015, National Center for Laboratory and Epidemiology, Lao PDR, MoH

Viet Nam

There were 4,720 dengue cases and 1 death in November 2014. As of 30 November, there have been 27,197 cases and 20 deaths. In comparison with the same period of 2013 (61,062 cases and 40 deaths), the number of cases decreased by 55.5% and deaths decreased by 50%. (Figure 6)

Cumulative cases reported 2014: 27, 197
 Cumulative deaths reported 2014: 20

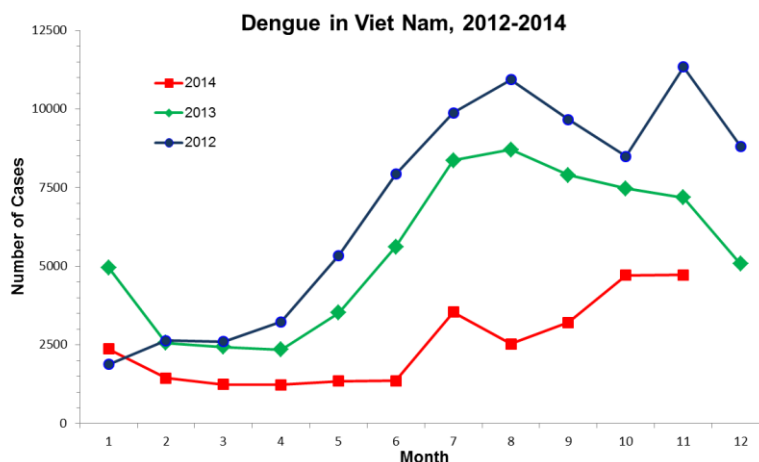


Figure 6 Number of reported dengue cases 2012-2014, Viet Nam

Southern Hemisphere

Australia

As of September 2014, the monthly number of cases reported in Australia has shown a decreasing trend since January. However since October 2014, the number of cases has fluctuated with a slight increase. (Figure 7)

Cumulative of cases reported 2015: 94
 Cumulative of deaths reported 2015: NA

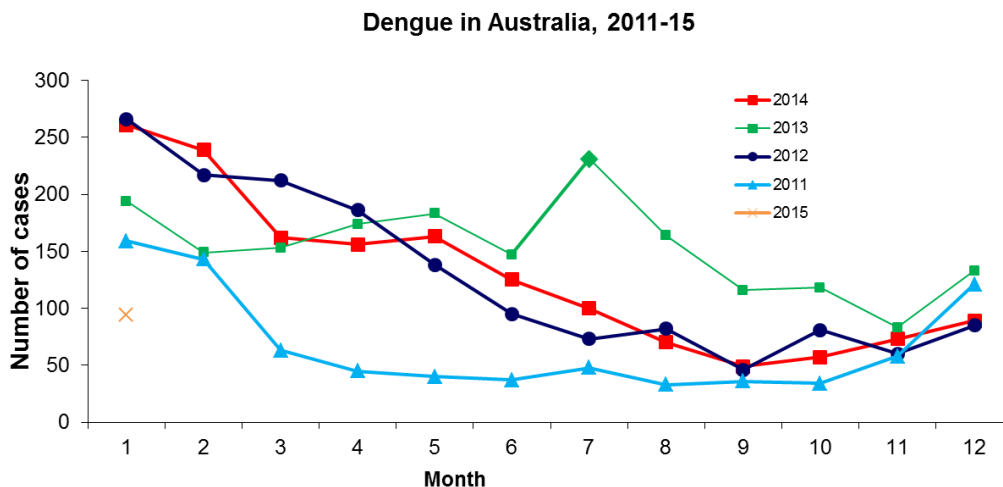


Figure 7: Number of reported dengue cases 2011-2015, Department of Health, Australia

Pacific Islands

French Polynesia(No new update)

The weekly number of reported cases is decreasing, with 14 cases confirmed in week 52 2014 and week 1 2015. Laboratory diagnosis confirmed 3 cases with positive PCR for DENV1 and 1 case with positive PCR for DENV3 in Raivavae (Austral) (Figure 8).

To date, the number of hospitalizations reported in December, 2014 is 10 including 3 severe cases.

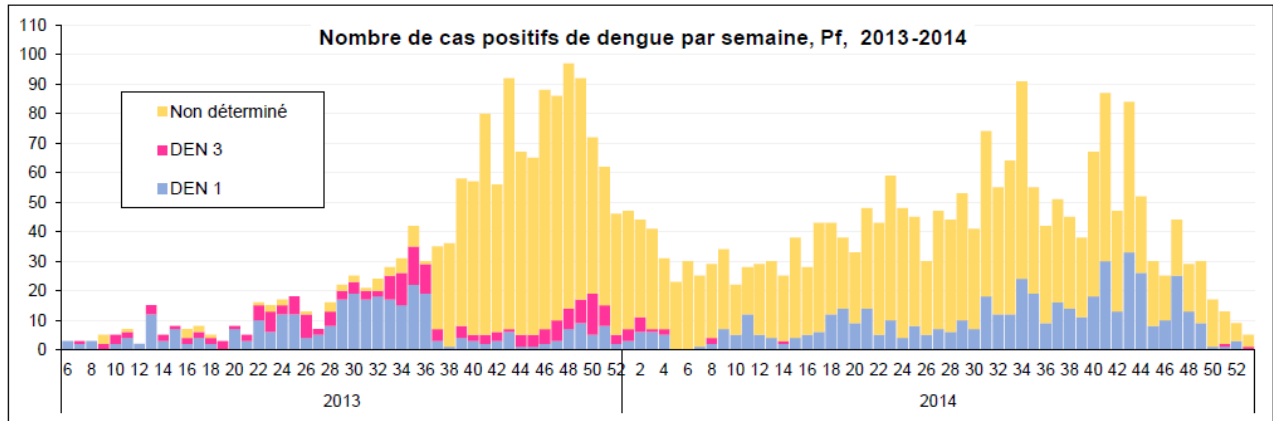


Figure 8: Number of positive cases of dengue per week, 2013-2014, Centre for Occupational Health And Public Safety, French Polynesia