

Update on the dengue situation in the Western Pacific Region

Northern Hemisphere

China

The cumulative number of reported dengue cases in 2014 was 47,331. This is about ten times and eighty times higher compared with the number in 2013 and 2012 respectively due to the dengue outbreak in Guangdong in end of 2014. In January 2015, 19 dengue cases were reported. This number is one-tenth of the previous month (December 2015), and almost the same as the same period in 2013 and 2012 (Figure 1).

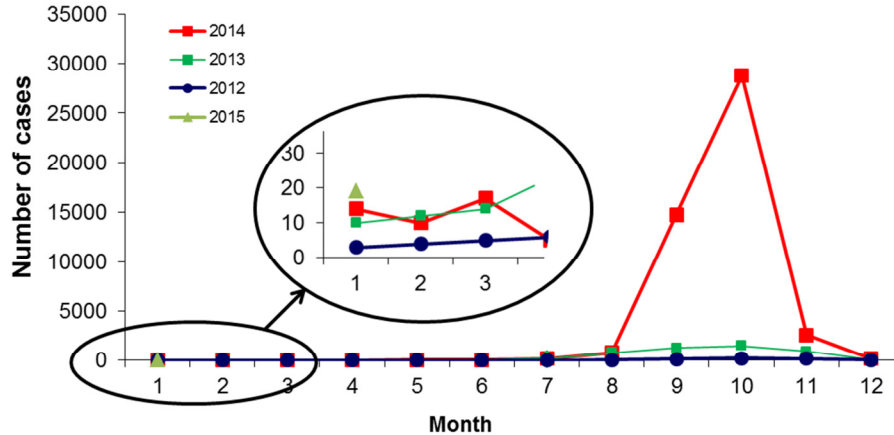


Figure 1: Number of dengue cases per month, China 2012-15 (Source: National Health and Family Planning Commission)

Malaysia

As of 14 February 2015, the total number of dengue cases reported in Malaysia in 2015 is higher than for the same period in the previous year (58% increase compared to 2014) (Figure 2).

Cumulative of cases reported 2015:	18,351
Cumulative deaths reported 2015:	52

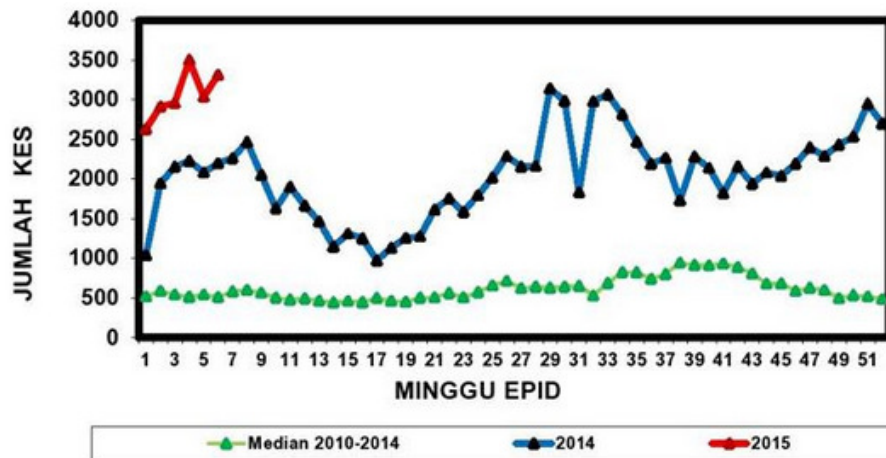


Figure 2: Number of dengue cases per week 2014-2015, Department of Health, Malaysia (as of 14 February 2015)

Philippines

As of 24 January 2015, the total number of cases reported in Philippines is decreasing in this 3 weeks, and the cumulative number of reported cases in 2015 is 40% lower than for the same period in 2014 (Figure 3).

Cumulative of cases reported 2015:	3,575
Cumulative deaths reported 2015:	9

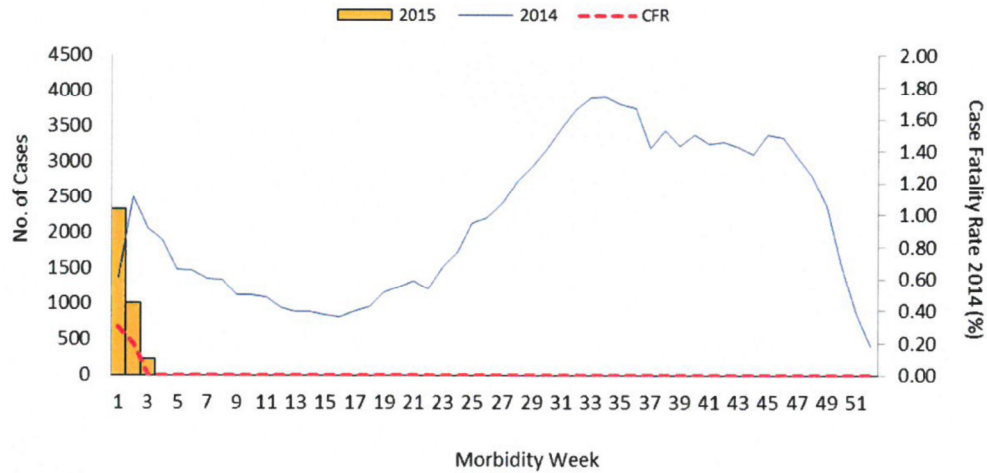


Figure 3: Number of dengue cases per week 2014-2015, Department of Health, National Epidemiology Centre, Philippines

Singapore

The total number of reported dengue cases shows a marked seasonal pattern. The number of cases decreased slightly during the past 3 weeks and was below the same period in 2014 (Figure 4).

Cumulative of cases reported 2015:	1364
Cumulative deaths reported 2015:	no update available

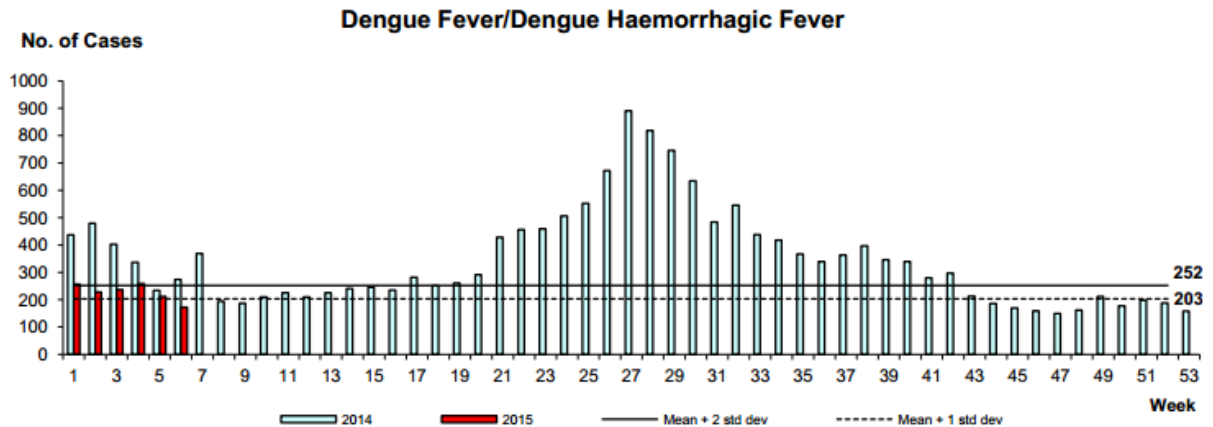


Figure 4 Number of dengue cases per week 2014-2015, Communicable Disease Division, Ministry of Health Singapore

Mekong area Cambodia

As of week 6, Cambodia has experienced a relatively stable number of new cases reported per week following the seasonal patterns (Figure 5).

Cumulative cases reported 2015:	174
Cumulative deaths reported 2015:	1

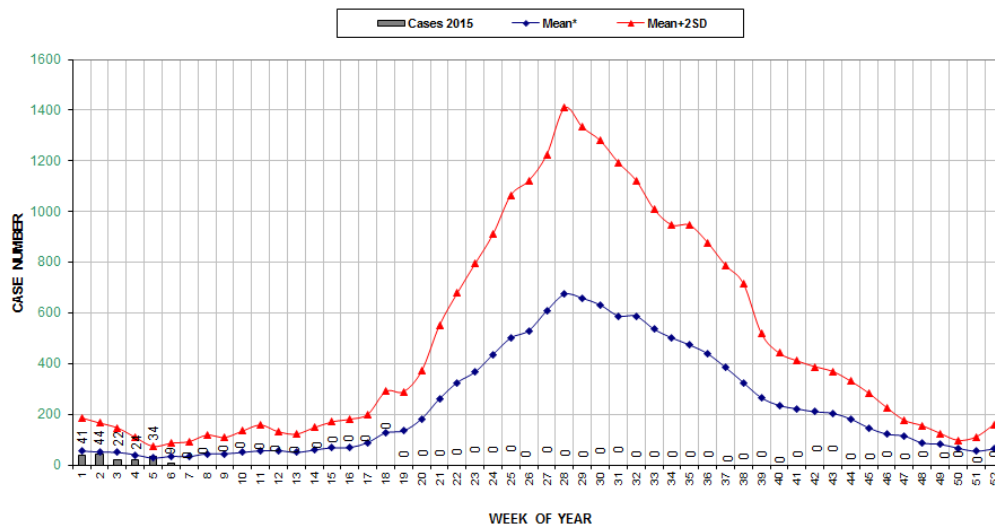


Figure 5: Comparative annual data of dengue cases per month 2015, Ministry of Health Cambodia

Lao PDR

The total number of notifications for week 7 2015 is 17 cases (Figure 6).

Cumulative cases reported 2015:	53
Cumulative deaths reported 2015:	0

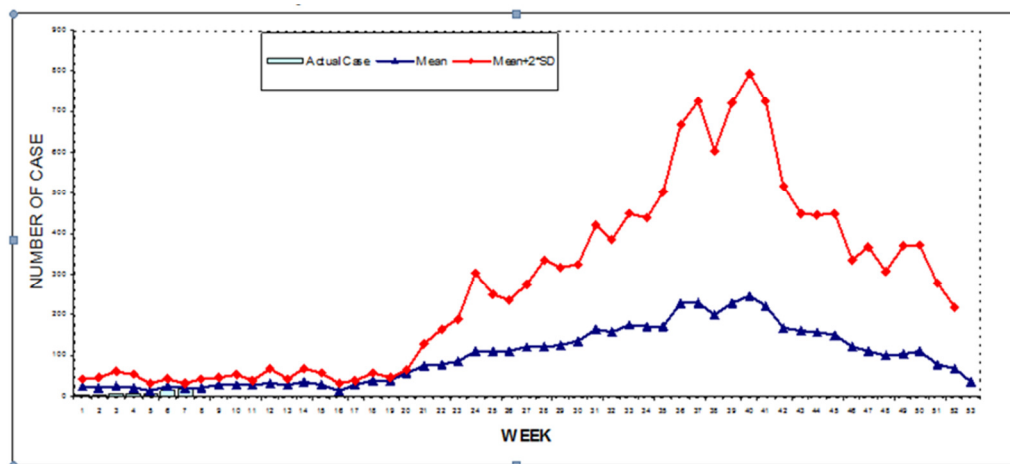


Figure 6: Number of cases per week 2015, National Center for Laboratory and Epidemiology, Lao PDR, MoH

Viet Nam (No updates)

There were 4,420 dengue cases and no death in December 2014. As of 31 December, there have been reported 31,848 cases and 20 deaths. In comparison with 2013, dengue cases decreased by 52% (66,138 cases in 2013), and also deaths decreased by 52% (42 in 2013) (Figure 7).

Cumulative cases reported 2014:	31,848
Cumulative deaths reported 2014:	20

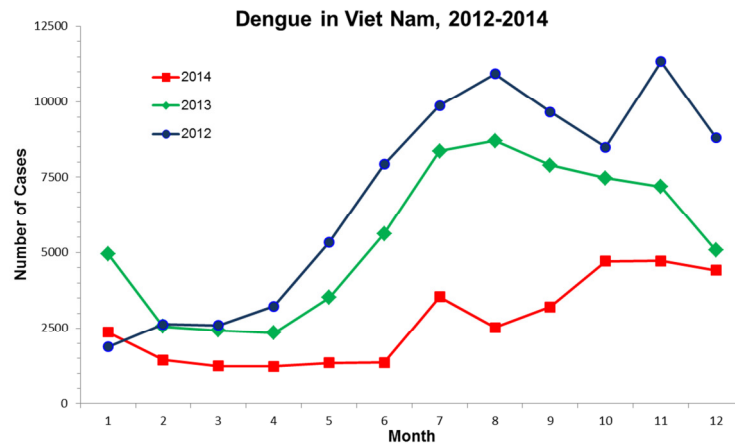


Figure 7 Number of reported dengue cases 2012-2014, Viet Nam

Southern Hemisphere

Australia

As of September 2014, the monthly number of cases reported in Australia has shown a decreasing trend, however since October 2014, the number of cases has fluctuated with a slight increase following the seasonal patterns (Figure 8).

Cumulative of cases reported 2015:	244
Cumulative of deaths reported 2015:	NA

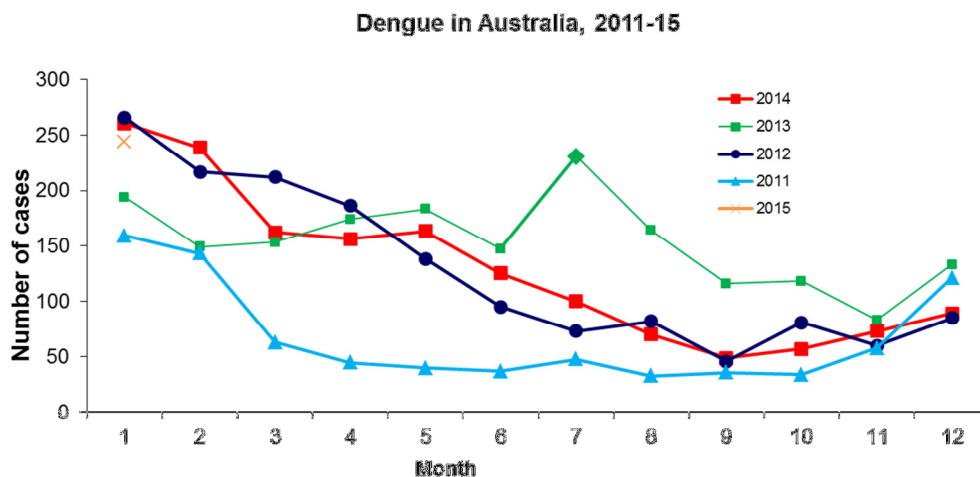


Figure 8: Number of reported dengue cases per month 2011-2015, Department of Health, Australia

Pacific Islands

French Polynesia

The weekly number of reported cases fluctuated during the past 4 weeks, with 12 confirmed cases in week 6 2015, and laboratory confirmed diagnosis in 4 cases with positive PCR for DENV1 (Figure 9). To date, the number of hospitalizations reported in January 2015 is 8, including 1 severe case.

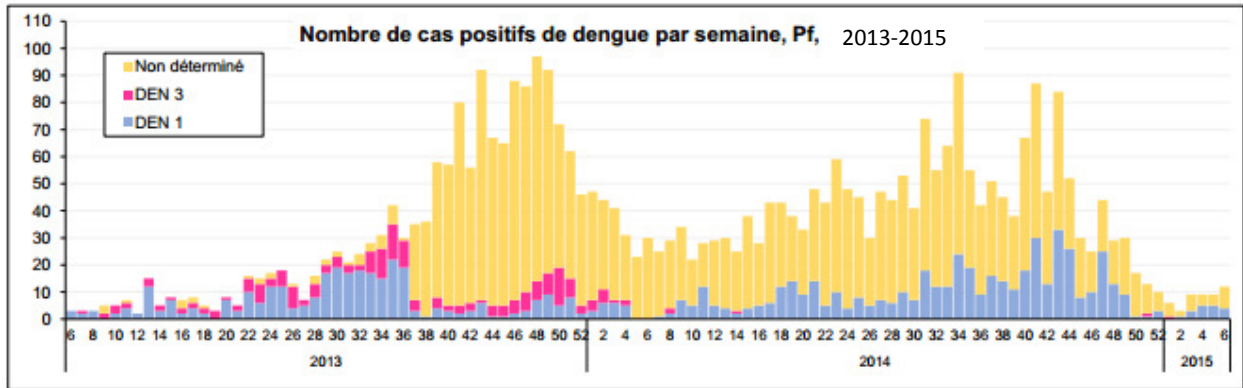


Figure 9: Number of positive cases of dengue per week, 2013-2015, Centre for Occupational Health And Public Safety, French Polynesia