

Update on the dengue situation in the Western Pacific Region

Northern Hemisphere

China (No Update)

The cumulative number of reported dengue cases in 2014 was 47,331. This is about ten times and eighty times higher compared with the number in 2013 and 2012 respectively due to the dengue outbreak in Guangdong in end of 2014. In January 2015, 19 dengue cases were reported. This number is one-tenth of the previous month (December 2015), and almost the same as the same period in 2013 and 2012 (Figure 1).

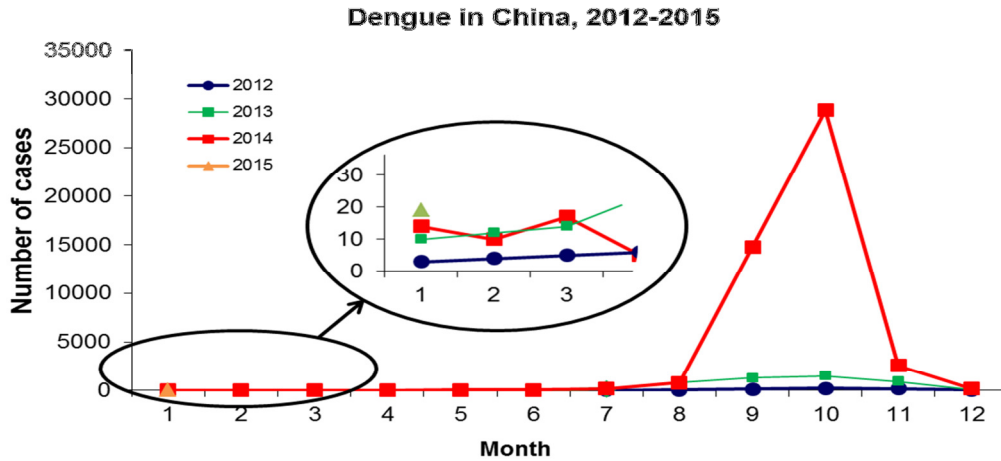


Figure 1: Number of dengue cases per month, China 2012-15, National Health and Family Planning Commission

Malaysia

As of 28 February 2015, the total number of dengue cases reported in 2015 was 23,966. This is 46% higher compared with the same reporting period of 2014 (n=16,383) (Figure 2).

Cumulative cases reported 2015:	23,966
Cumulative deaths reported 2015:	62

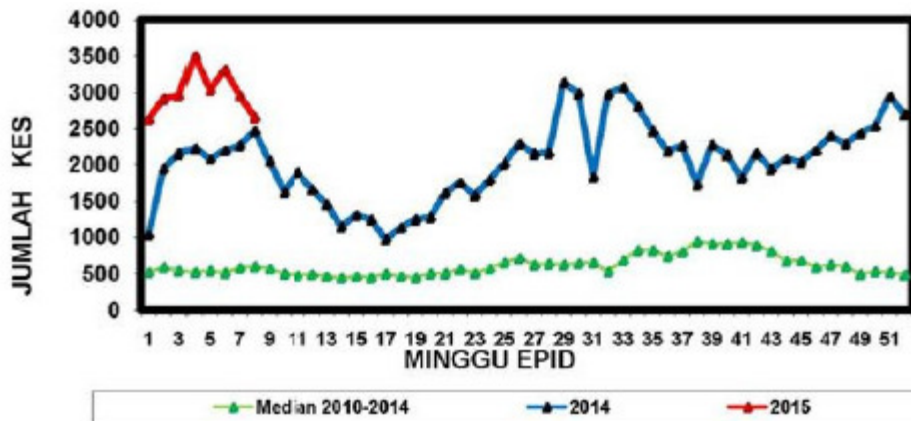


Figure 2: Number of dengue cases per week 2014-2015, Department of Health, Malaysia

Philippines (No Update)

As of 24 January 2015, the total number of cases reported in the Philippines is decreasing in this 3 weeks, and the cumulative number of reported cases in 2015 is 40% lower than for the same period in 2014 (Figure 3).

Cumulative cases reported 2015:	3,575
Cumulative deaths reported 2015:	9

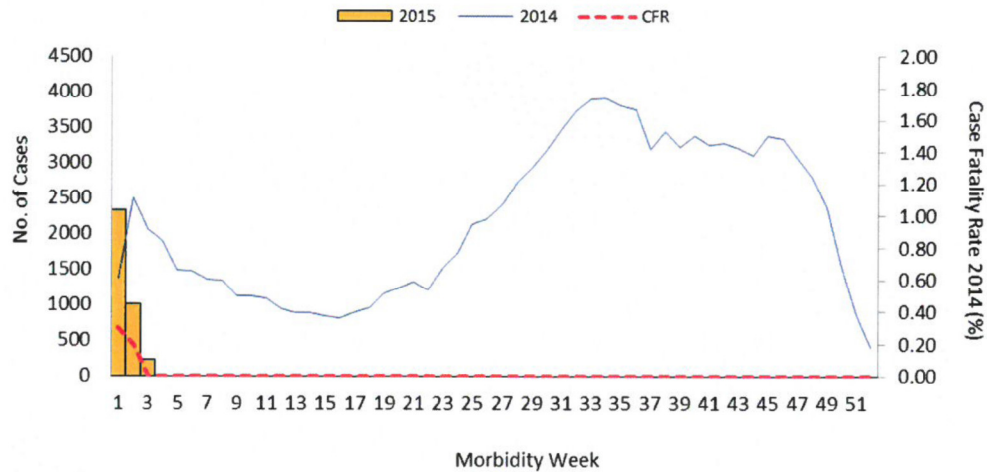


Figure 3: Number of dengue cases per week 2014-2015, Department of Health, National Epidemiology Centre, Philippines

Singapore

There were 172 cases reported for the period 22 to 28 February 2015, 11% less than the same reporting period in 2014. In comparison to the previous week, case numbers have increased (Figure 4).

Cumulative cases reported 2015:	1,635
Cumulative deaths reported 2015:	NA

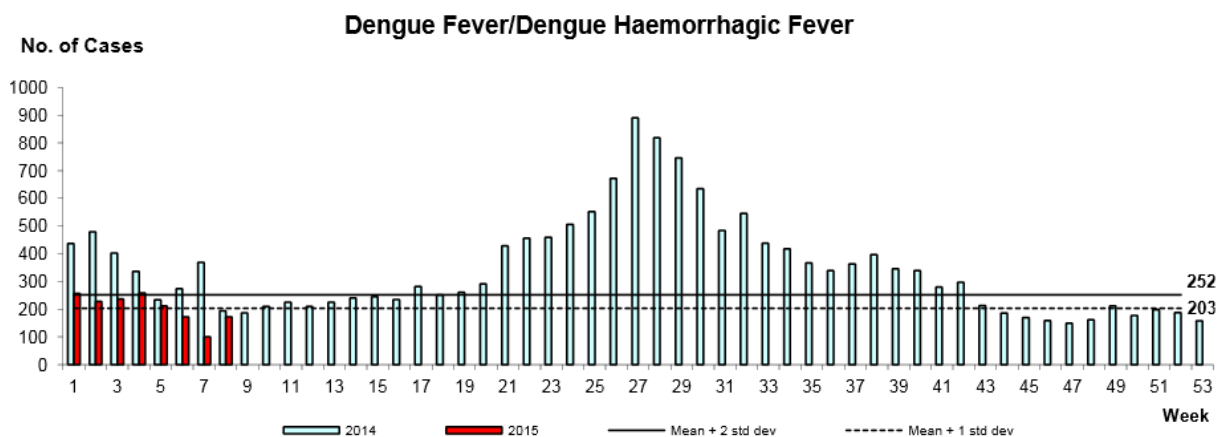


Figure 4 Number of dengue cases per week 2014-2015, Communicable Disease Division, Ministry of Health Singapore

Mekong area Cambodia (No Update)

As of week 6, Cambodia has experienced a relatively stable number of new cases reported per week following the seasonal patterns (Figure 5).

Cumulative cases reported 2015:	174
Cumulative deaths reported 2015:	1

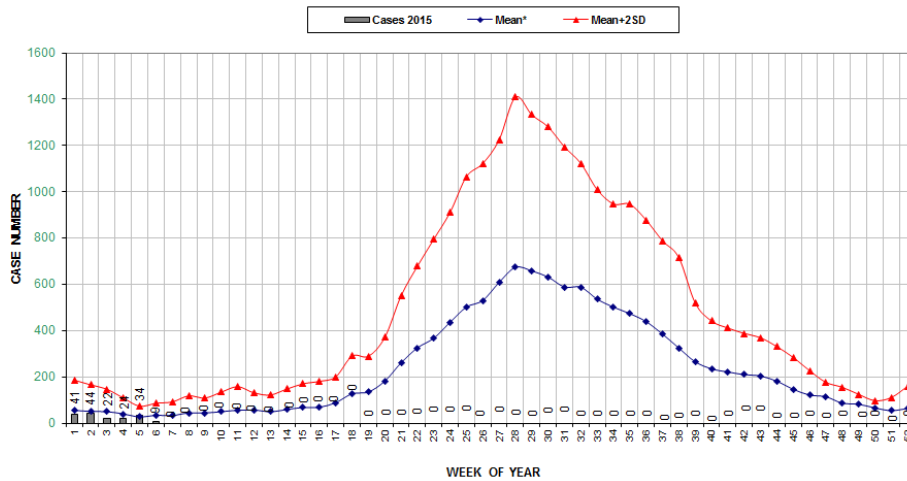


Figure 5: Comparative annual data of dengue cases per month 2015, Ministry of Health Cambodia

Lao PDR

The cumulative number of cases reported in Lao for 2015 is 79. The total number of cases reported in week 9 for 2015 was 10 (Figure 6).

Cumulative cases reported 2015:	79
Cumulative deaths reported 2015:	0

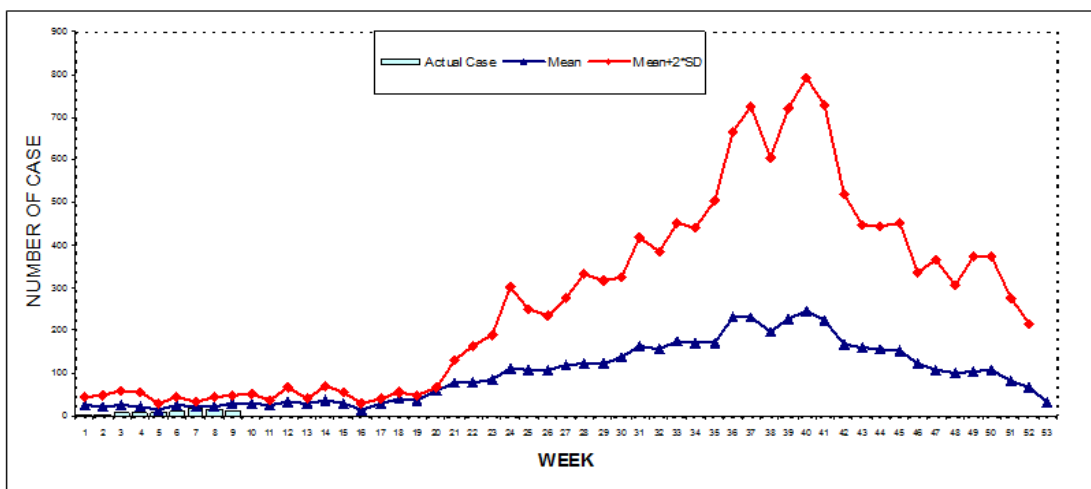


Figure 6: Number of cases per week 2015, National Center for Laboratory and Epidemiology, Lao PDR, Ministry of Health

Viet Nam

As of 3 March 2015, there were 5,263 cases and no deaths reported in 2015 (1,623 cases in January and 3,640 in February). In comparison with 2014 and 2013, the number of dengue cases in Viet Nam increased in February, similar to pattern seen in 2012 (Figure 7).

Cumulative cases reported 2015:	5,263
Cumulative deaths reported 2015:	0

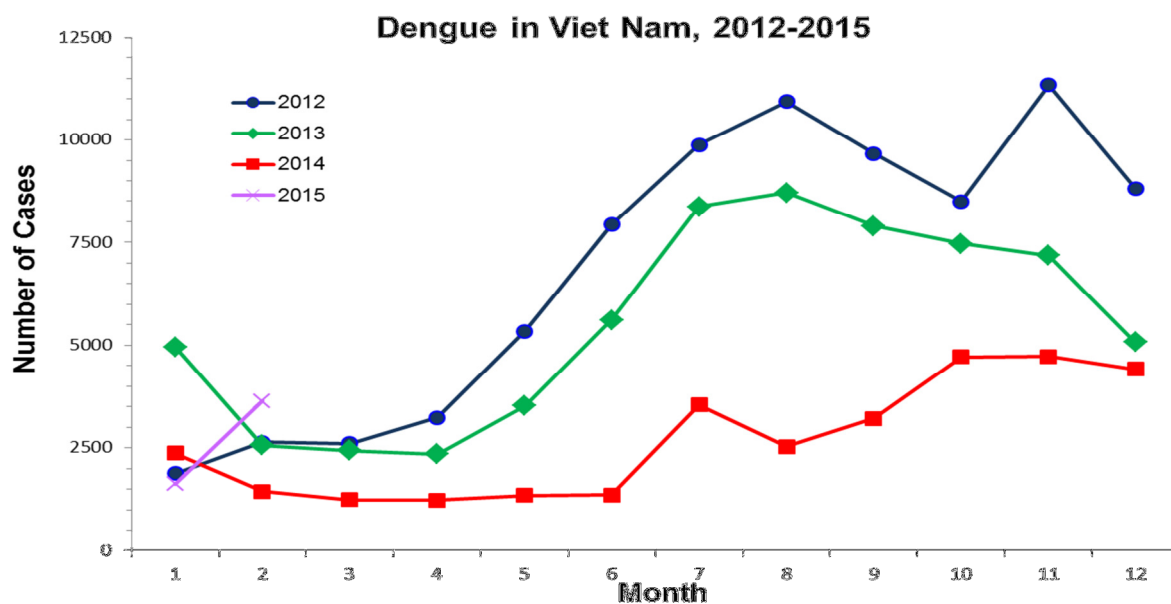


Figure 7 Number of reported dengue cases 2012-2015, Institute for Malaria, Parasitology and Entomology, Ministry of Health, Viet Nam

Southern Hemisphere

Australia

There were 223 cases of dengue reported in Australia in February 2015. Consistent with previous years, the number of dengue cases reported in Australia has declined since January (Figure 8).

Cumulative cases reported 2015:	478
Cumulative of deaths reported 2015:	NA

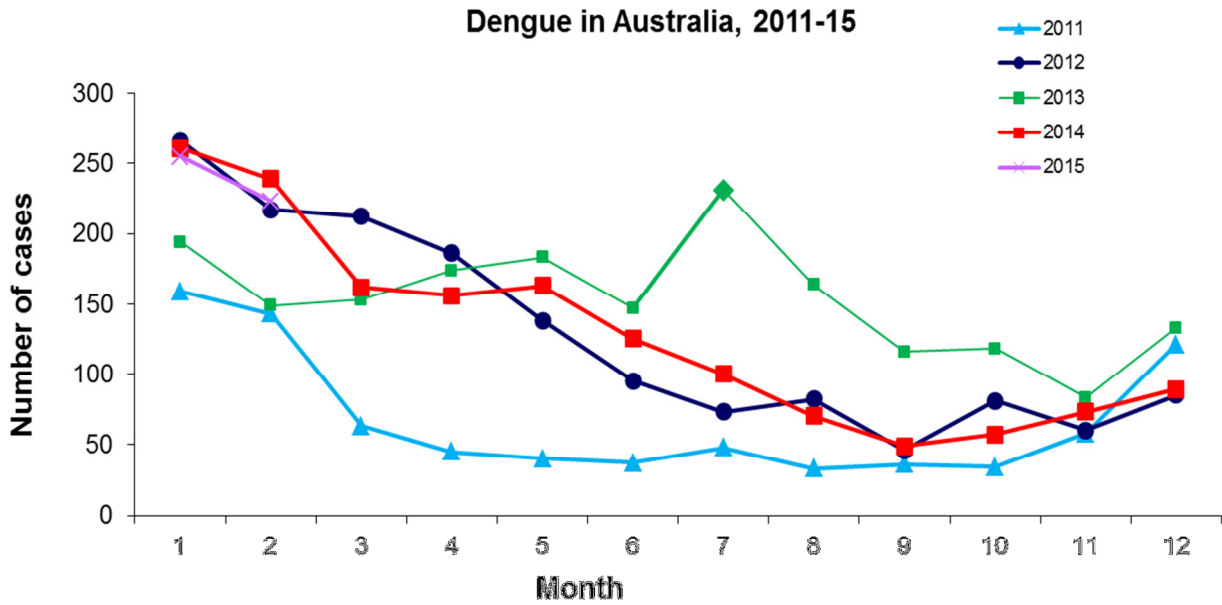


Figure 8: Number of reported dengue cases per month 2011-2015, Department of Health, Australia

Pacific Islands

French Polynesia

There were 10 confirmed cases of dengue reported in week 7 of 2015, of which 1 was PCR positive for DENV1 (Figure 9). To date, 3 hospitalizations, including 1 severe case were reported for February 2015.

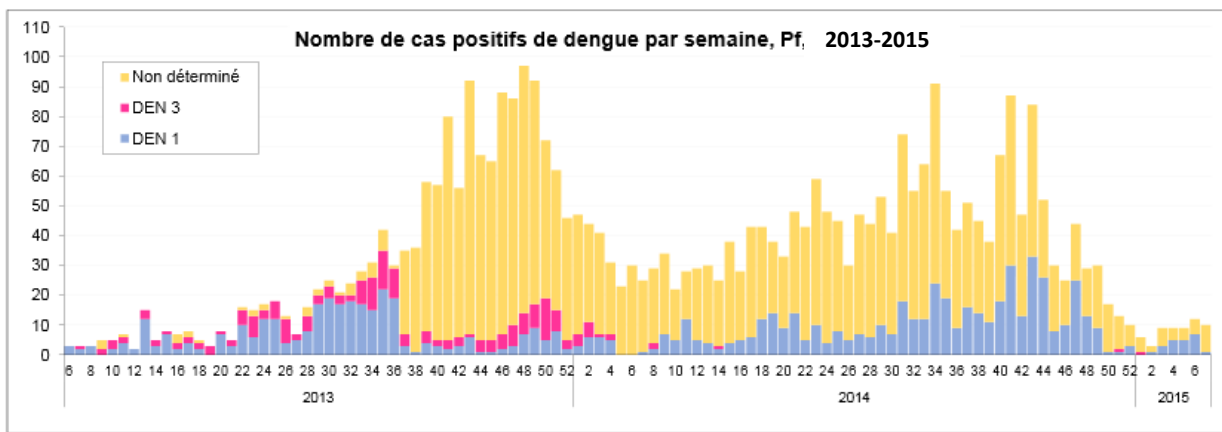


Figure 9: Number of positive cases of dengue per week, 2013-2015, Centre for Occupational Health and Public Safety, French Polynesia