

Update on the dengue situation in the Western Pacific Region

Northern Hemisphere

China (no update)

As of 13 April, there were 66 cases of dengue reported in China for 2015. Compared with the same period of the previous of 2012 to 2014, the number of dengue cases reported in China has increased slightly in 2015 (Figure 1).

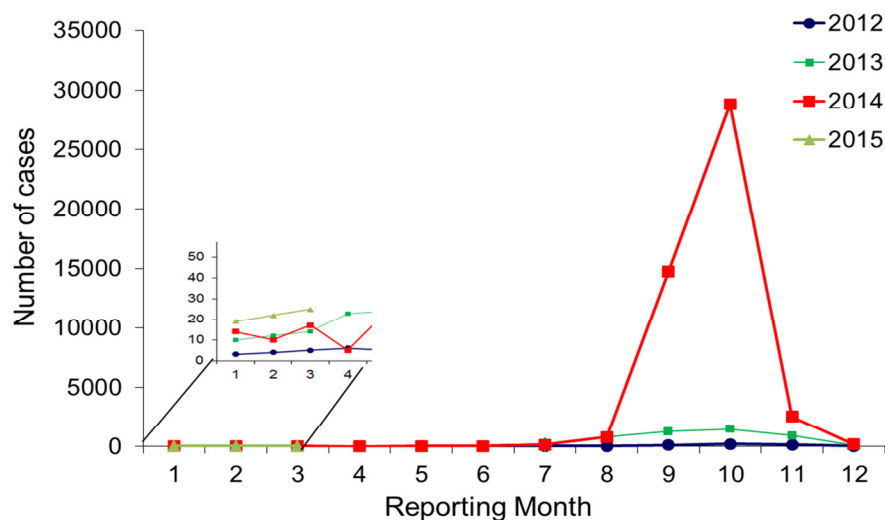


Figure 1: Number of dengue cases per month, China 2012-15 (Source: National Health and Family Planning Commission)

Malaysia

As of 25 April 2015, there were 38,517 cases of dengue reported in Malaysia for 2015. This is 33.7% higher compared with the same reporting period of 2014 (n=28,814) (Figure 2). From 19 to 25 April 2015, there were 1,446 cases of dengue reported, 5.2% higher than the same period of the previous week (n=1,370).

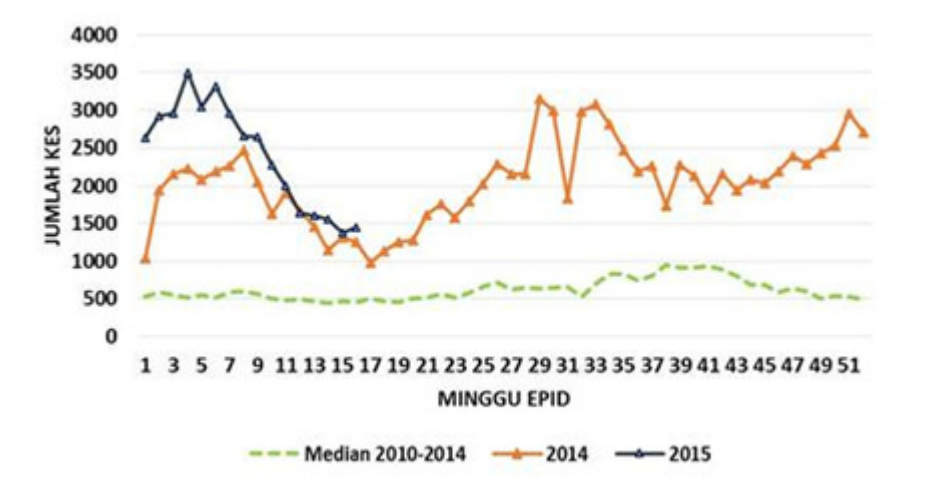


Figure 2: Number of dengue cases per week 2014-2015, Department of Health, Malaysia (up to 25 April 2015)

Philippines (no update)

From 1 January to 4 April 2015, there were 19,946 cases of dengue, including 53 deaths, reported in the Philippines. This is 6.49% higher compared with the same reporting period in 2014 (n=18,730) (Figure 3).

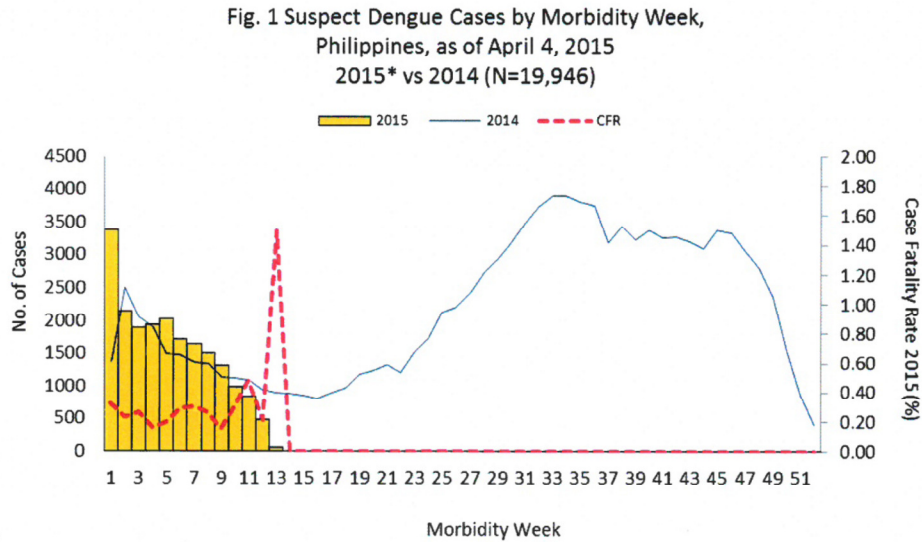


Figure 3: Number of dengue cases per morbidity week 2014-2015, Department of Health, National Epidemiology Centre, Philippines

Singapore

As of 25 April, there were 2,608 cases of dengue reported in Singapore for 2015. From 19 to 25 4 April 2015, 113 dengue cases reported, 26 cases less than the previous week (Figure 4).

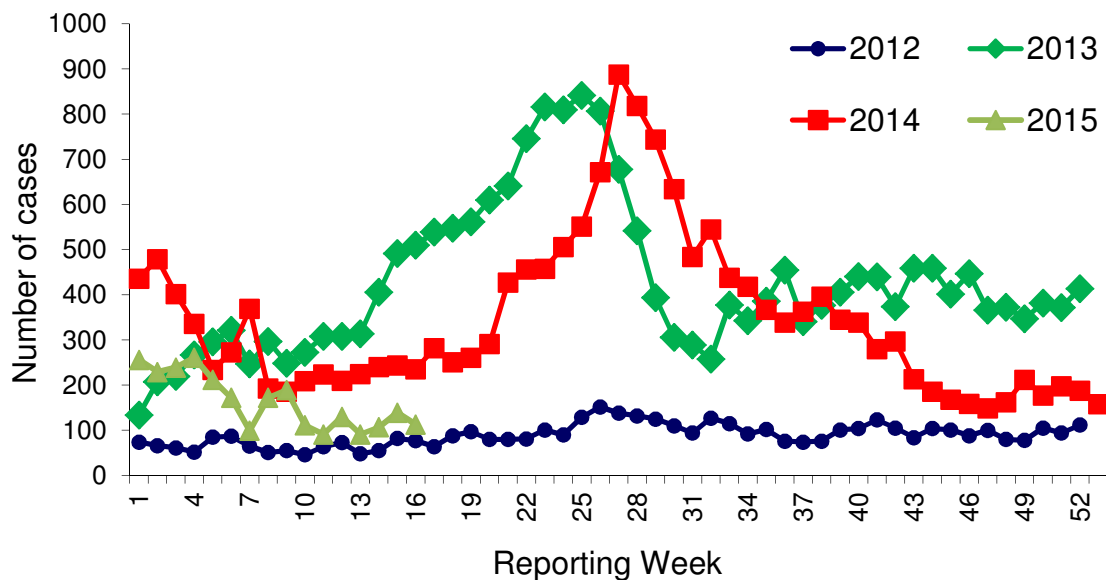


Figure 4: Number of dengue cases per week 2012-2015, Communicable Disease Division, Ministry of Health Singapore

Cambodia (no update)

As of 24 March, there were 342 cases of dengue, including one death, reported in Cambodia for 2015. To date for 2015, Cambodia has experienced a relatively stable number of new cases reported each week, following the seasonal pattern seen in 2014 (Figure 5).

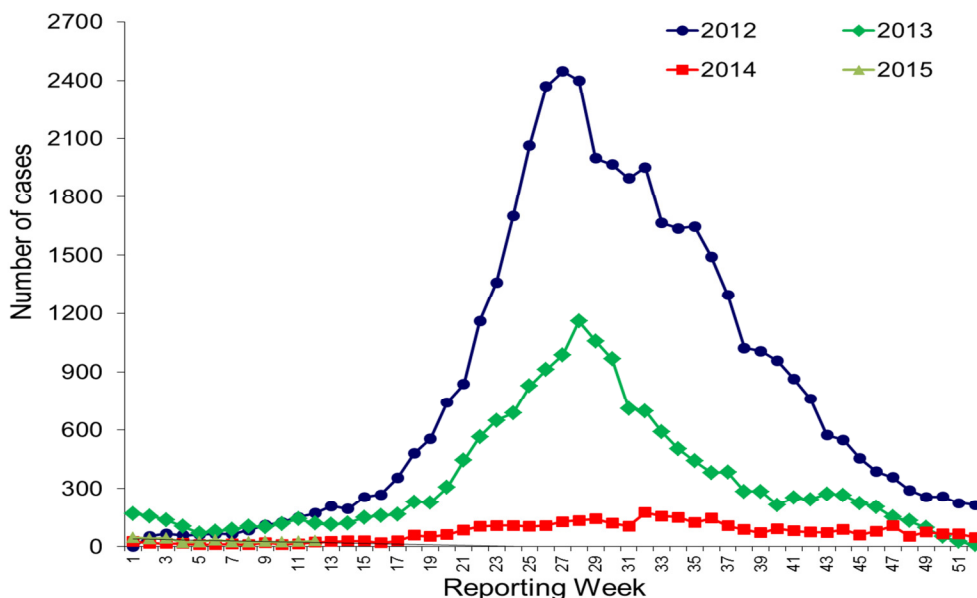


Figure 5: Number of dengue cases per reporting week from sentinel hospital sites, 2012-2015, Ministry of Health Cambodia

Lao PDR

As of 24 April, there were 202 dengue cases and no deaths reported in Lao PDR for 2015. From 18 to 24 April 2015 (week 17), the number of dengue cases reported in Lao was 12. This is higher compared with the number cases reported in the week 16 (n=8) of 2015 (Figure 6).

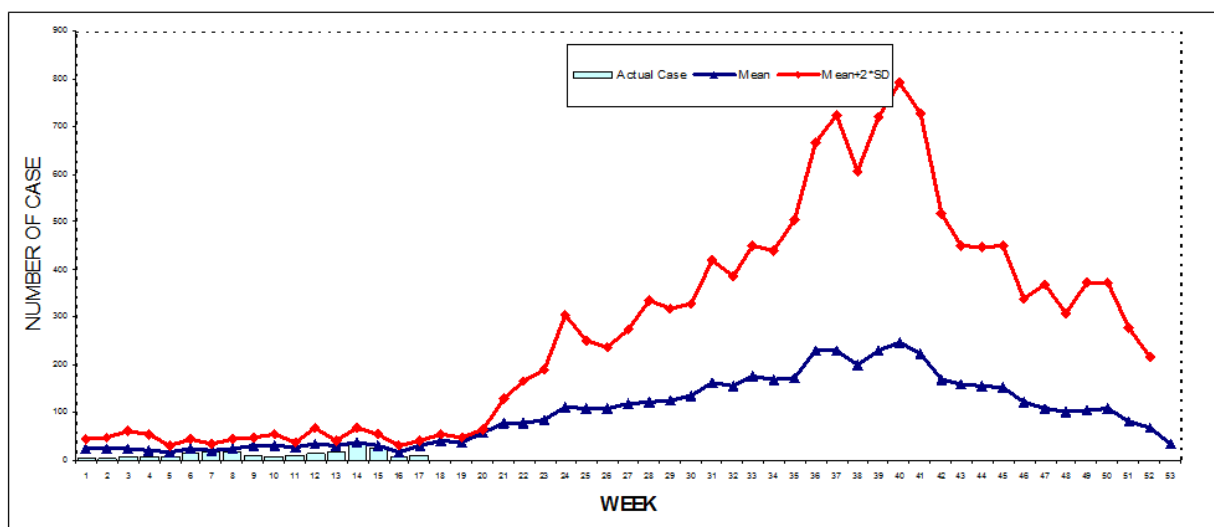


Figure 6: Number of cases per week 2015, National Center for Laboratory and Epidemiology, Lao PDR, Ministry of Health

Viet Nam

As of 19 April 2015, there were 9,727 cases of dengue including 8 deaths reported in Viet Nam for 2015. Compared with the same reporting period of last year, the number of reported cases increased by 23%, and number of deaths increased by 4 cases. From 13 to 19 April 2015, there were 433 cases of dengue reported from 29 out of 63 provinces and no deaths. Compared with previous week (n=410 cases, no death), number of cases increased by 5.6% (Figure 7).

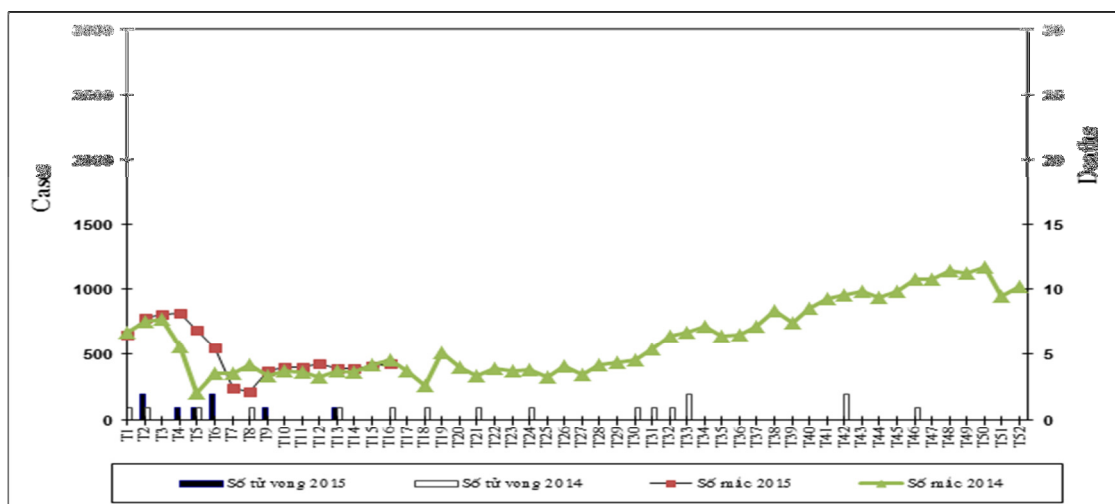


Figure 7: Number of reported dengue cases 2012-2015, Institute for Malariaology, Parasitology and Entomology, Ministry of Health, Viet Nam

Southern Hemisphere

Australia

As of 30 April, 831 laboratory-confirmed dengue cases have been reported in Australia for 2015. Compared with the same reporting period of last year (n=816), the number of reported cases is slightly higher, but is consistent with previous seasonal trends (Figure 8).

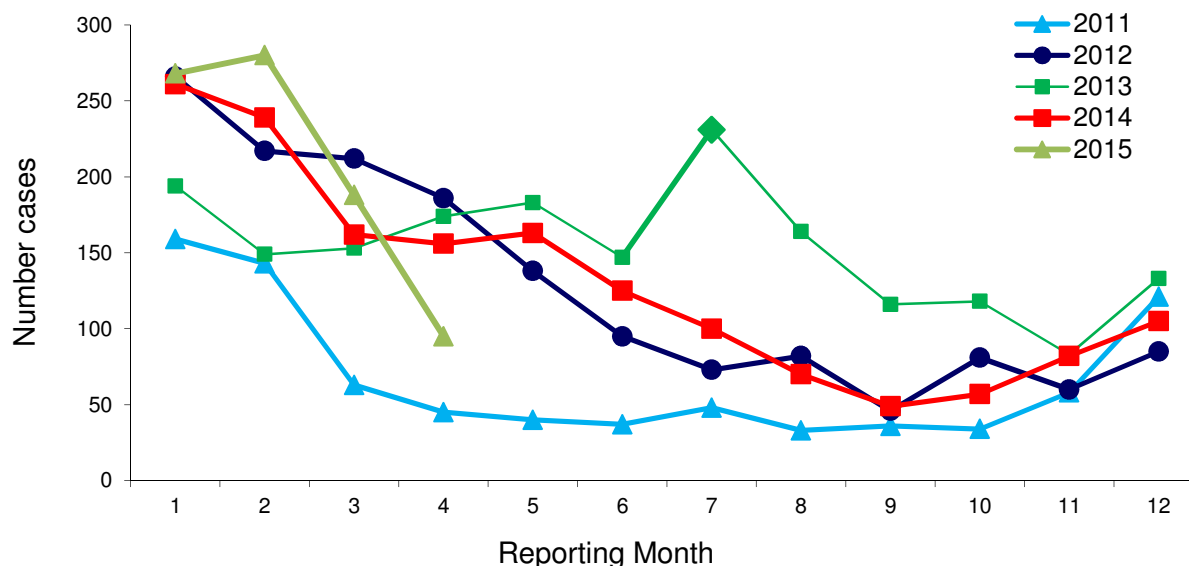


Figure 8: Number of reported laboratory-confirmed dengue cases per month 2011-2015, Department of Health, Australia

French Polynesia

From 13 to 19 April 2015, 20 confirmed dengue cases were reported in French Polynesia (Figure 9). There were 11 hospitalisations in April 2015.

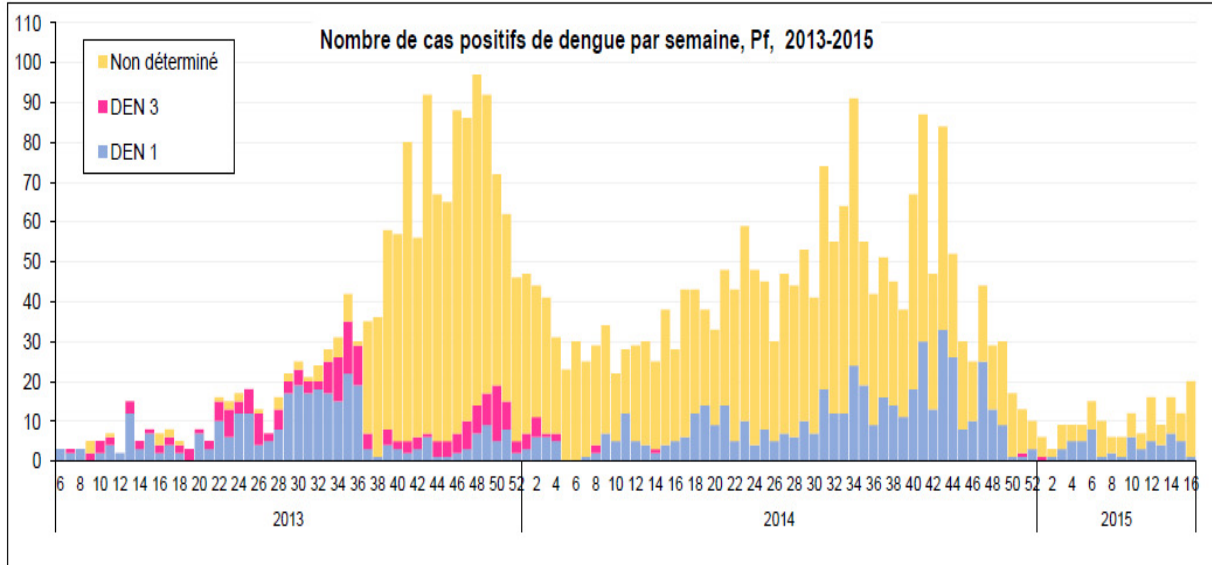


Figure 9: Number of laboratory-confirmed cases of dengue per week, 2013-2015, Centre for Occupational Health and Public Safety, French Polynesia