

## Update on the dengue situation in the Western Pacific Region

### Northern Hemisphere

#### China (no update)

As of 13 April, there were 66 cases of dengue reported in China for 2015. Compared with the same period of the previous of 2012 to 2014, the number of dengue cases reported in China has increased slightly in 2015 (Figure 1).

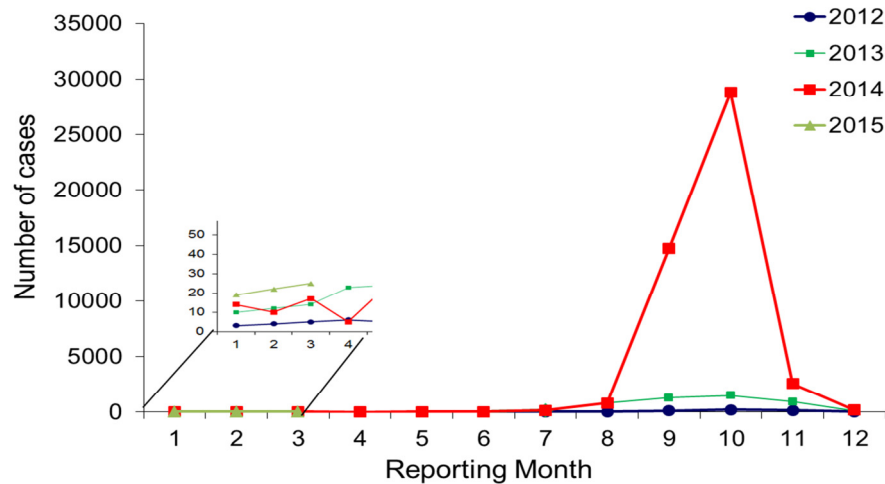


Figure 1: Number of dengue cases per month, China 2012-15 (Source: National Health and Family Planning Commission)

#### Malaysia

As of 09 May 2015, there were 41, 451 cases of dengue reported in Malaysia for 2015. This is 34.1% higher compared with the same reporting period of 2014 (n=30,921) (Figure 2). From 03 to 09 May 2015, there were 1,444 cases of dengue reported, 3.1% lower than the same period of the previous week (n=1,490).

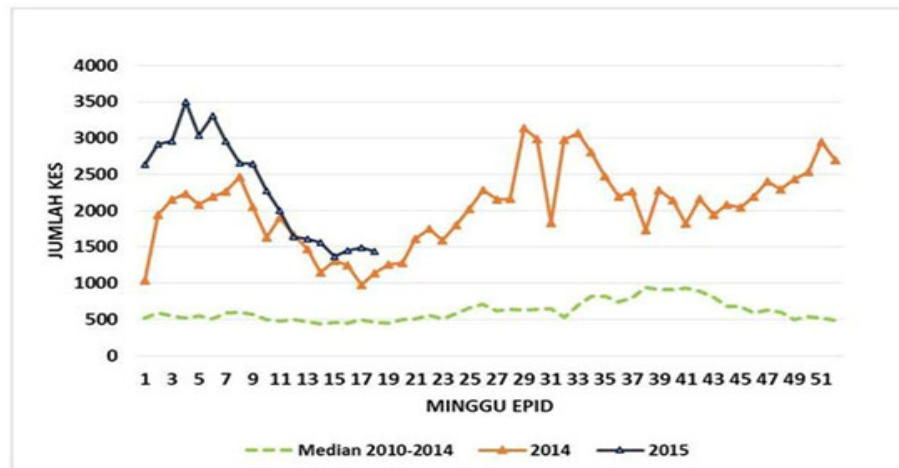


Figure 2: Number of dengue cases per week 2014-2015, Department of Health, Malaysia

## Philippines

From 1 January to 18 April 2015, there were 21,962 cases of dengue, including 61 deaths, reported in Philippines. This is 7.28% higher compared with the same reporting period in 2014 (n=20, 472) (Figure 3).



Figure 3: Number of dengue cases per morbidity week 2014-2015, Department of Health, National Epidemiology Centre, Philippines

## Singapore

As of 09 May 2015, there were 2,856 cases of dengue reported in Singapore for 2015. From 03 to 09 May 2015, 135 dengue cases reported, 15 cases higher than the previous week (Figure 4).

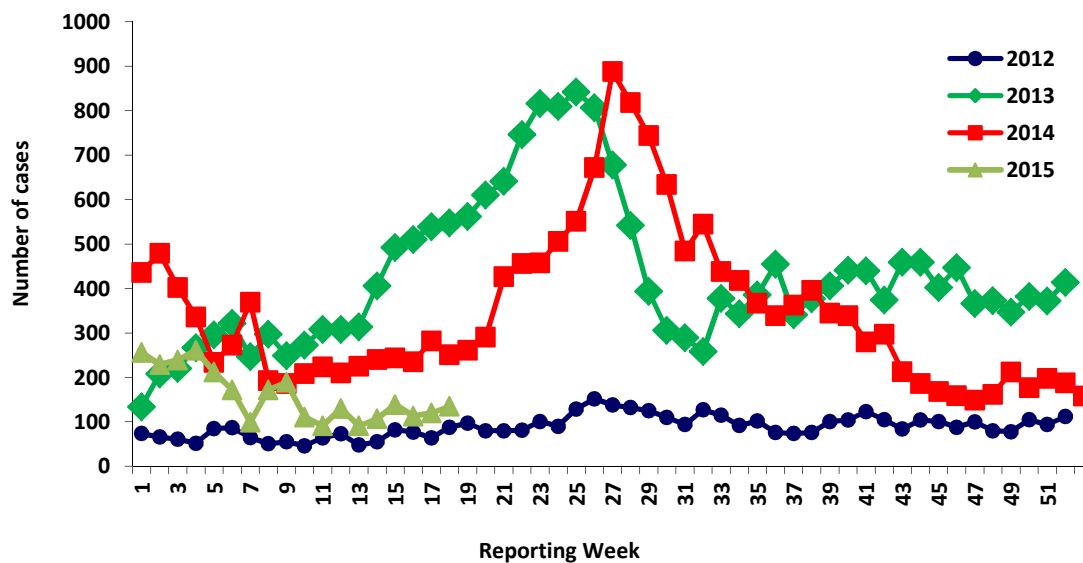


Figure 4: Number of dengue cases per week 2012-2015, Communicable Disease Division, Ministry of Health Singapore

## Cambodia

As of 03 May 2015, there were 617 cases of dengue, including one death, reported in Cambodia. To date for 2015, Cambodia has experienced a relatively stable number of new cases reported each week, following the seasonal pattern seen in 2014 (Figure 5).

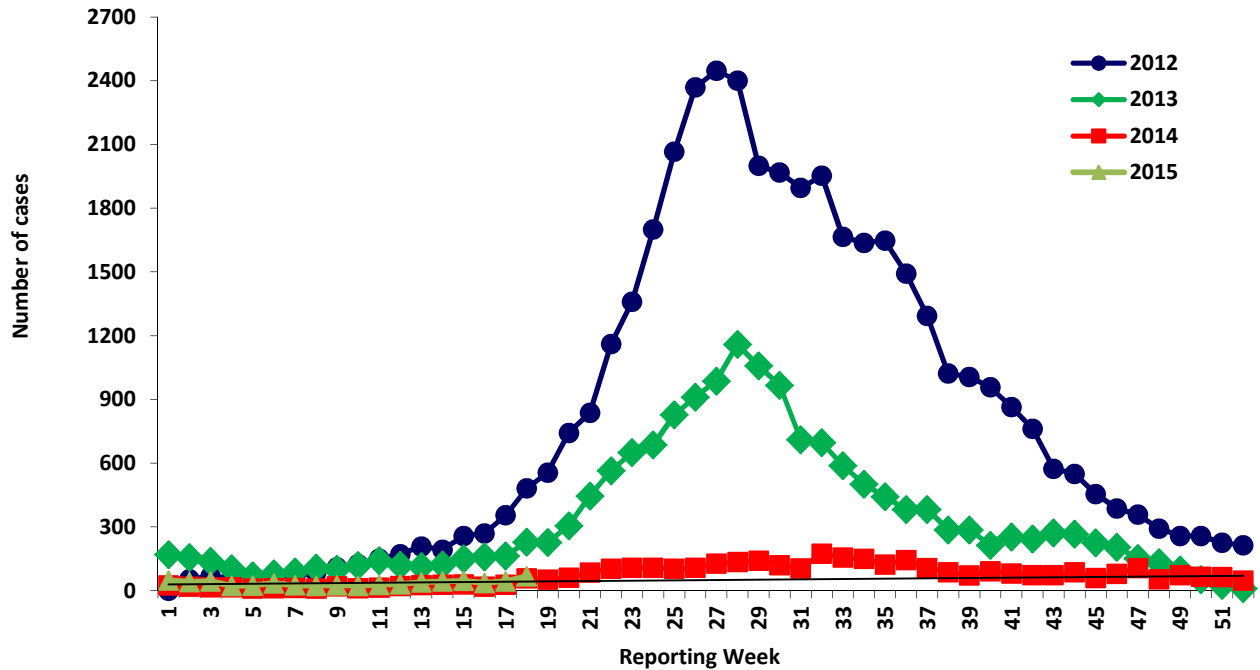


Figure 5: Number of dengue cases per reporting week from sentinel hospital sites, 2012-2015, Ministry of Health Cambodia

## Lao PDR

As of 08 May, there were 238 cases of dengue and no deaths reported in Lao PDR for 2015. From 02 to 08 May 2015 (week 19), 16 cases of dengue reported in Lao. This is lower compared with the number cases reported in the week 18 (n=20) of 2015 (Figure 6).

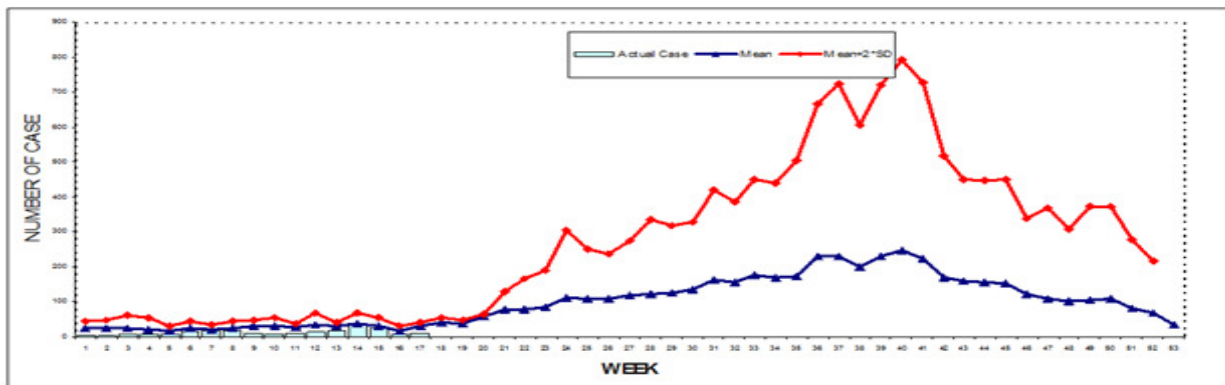


Figure 6: Number of cases per week 2015, National Center for Laboratory and Epidemiology, Lao PDR, Ministry of Health

## Viet Nam

As of 10 May 2015, there were 10,892 cases of dengue including 10 deaths reported in Viet Nam for 2015. Compared with the same reporting period of last year, the number of reported cases increased by 21.3%, and number of deaths increased by 5 cases. From 04 to 10 May 2015, there were 334 cases of dengue reported from 32 out of 63 provinces including one death. Compared with previous week (n=280 cases, no death), number of cases increased by 19.3% including 1 death (Figure 7).

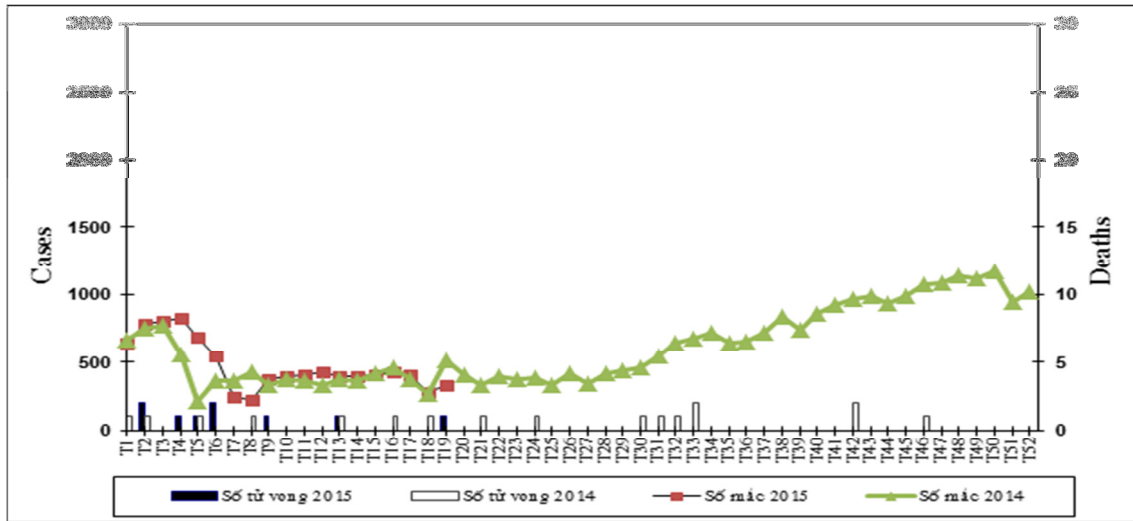


Figure 7: Number of reported dengue cases 2012-2015, Institute for Malaria, Parasitology and Entomology, Ministry of Health, Viet Nam

## Southern Hemisphere

### Australia (no update)

As of 30 April, 831 laboratory-confirmed dengue cases have been reported in Australia for 2015. Compared with the same reporting period of last year (n=816), the number of reported cases is slightly higher, but is consistent with previous seasonal trends (Figure 8).

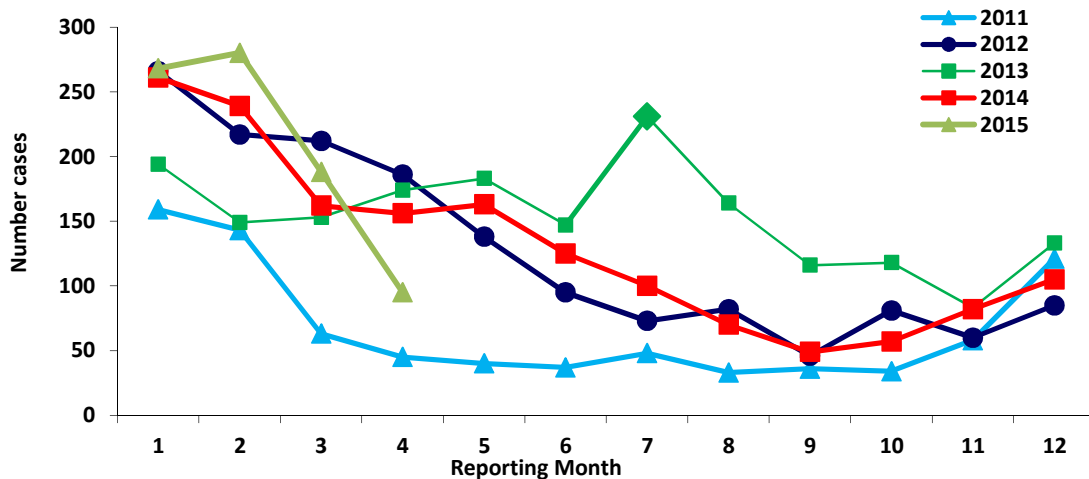


Figure 8: Number of reported laboratory-confirmed dengue cases per month 2011-2015, Department of Health, Australia

## French Polynesia

From 27 April to 10 May 2015, 25 confirmed dengue cases were reported in French Polynesia (Figure 9). There were 16 hospitalisations in April 2015.

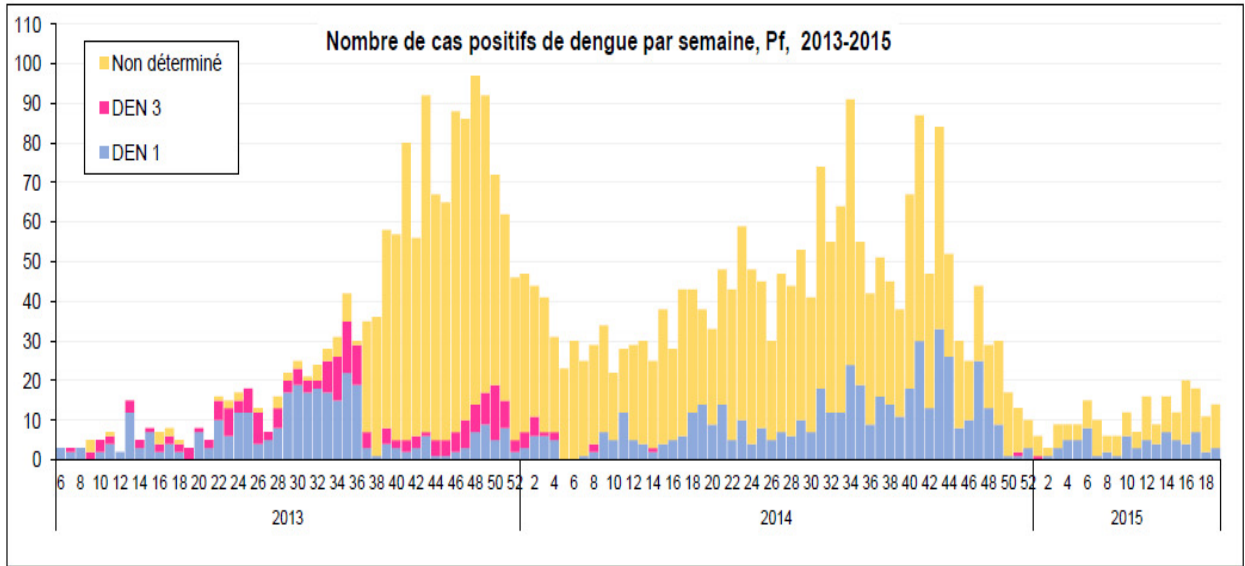


Figure 9: Number of laboratory-confirmed cases of dengue per week, 2013-2015, Centre for Occupational Health and Public Safety, French Polynesia