

## Update on the Dengue situation in the Western Pacific Region

### Northern Hemisphere

#### China (No Update)

As of 30 June 2015, there were 43 cases of dengue reported in China for 2015. Compared with the same reporting period of the previous three years, the number of dengue cases reported in China has increased slightly in 2015 (Figure 1).

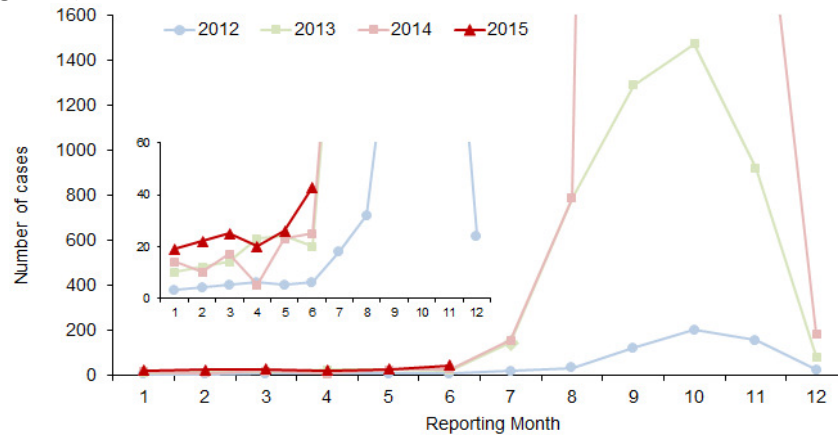


Figure 1: Number of dengue cases per month, China 2012-2015 (Source: National Health and Family Planning Commission)

#### Malaysia

As of 1 August 2015, there were 70,680 cases of dengue with 190 deaths reported in Malaysia for 2015. This is 28.6% higher compared with the same reporting period of 2014 (n=54,976) (Figure 2). From 26 July to 1 August 2015, there were 2,736 cases of dengue reported, 7.3% higher than the cases reported in the previous week (n=2,549).

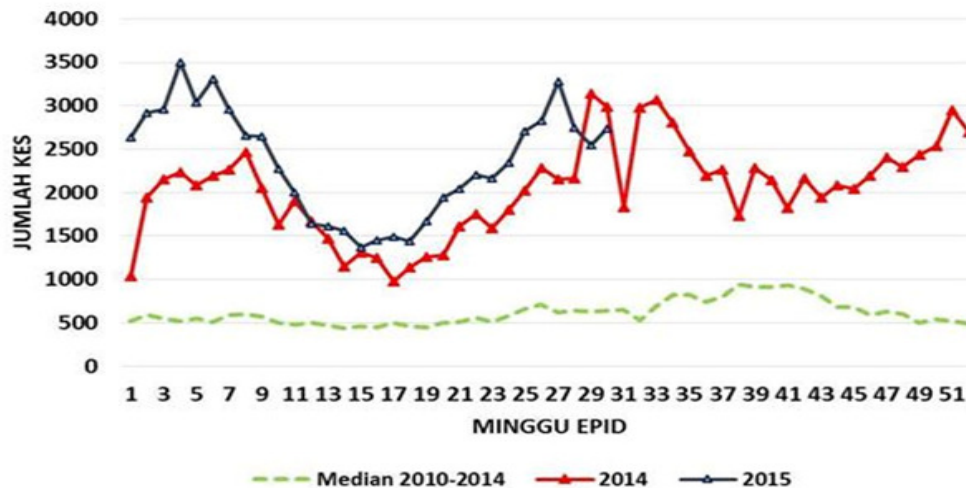


Figure 2: Number of dengue cases per week 2014-2015, Department of Health, Malaysia

## Philippines (No Update)

From 1 January to 18 July 2015, there were 40,593 cases of dengue, including 134 deaths, reported in Philippines. This is 0.67% lower compared with the same reporting period in 2014 (n=40,866) (Figure 3).

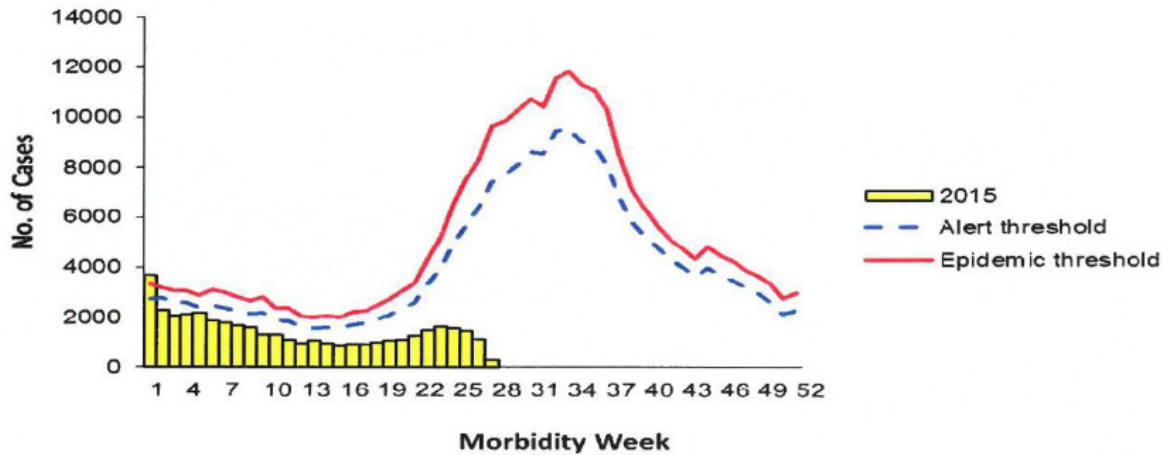


Figure 3: Number of dengue cases per morbidity week 2014-2015, Department of Health National Epidemiology Centre, Philippines

## Singapore

As of 1 August 2015, there were 5,422 cases of dengue reported in Singapore for 2015. From 26 July to 1 August 2015, 251 dengue cases reported, 43 case fewer than the previous week, and lower than the same reporting period in 2014 (n=891) (Figure 4).

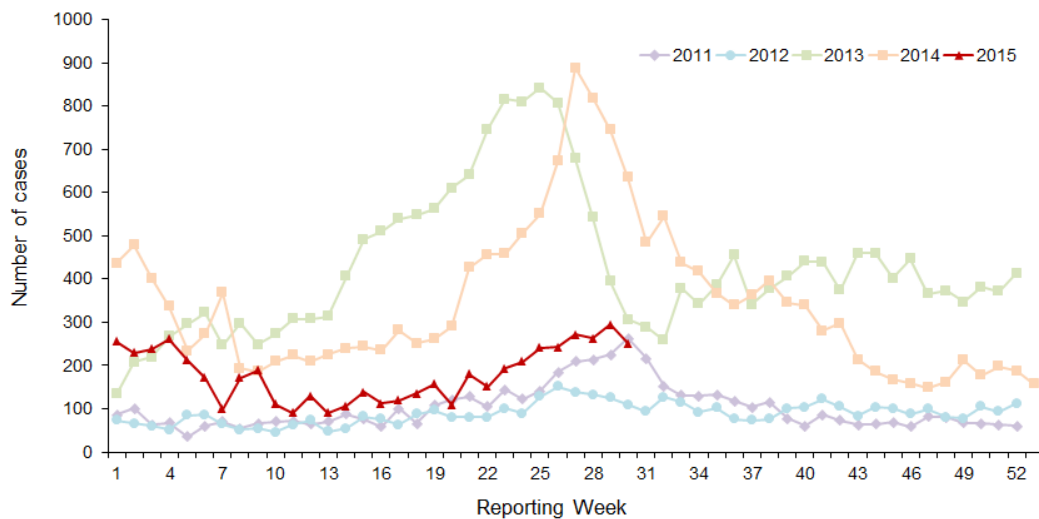


Figure 4: Number of dengue cases per week 2012-2015, Communicable Diseases Division, Ministry of Health Singapore

## Cambodia

As of 28 July 2015, there were 4,674 cases of dengue, including 16 deaths, reported in Cambodia. The number of cases has been steadily increasing; however, the total number of cases is still below that of 2011-2013, up to the same reporting period. (Figure 5).

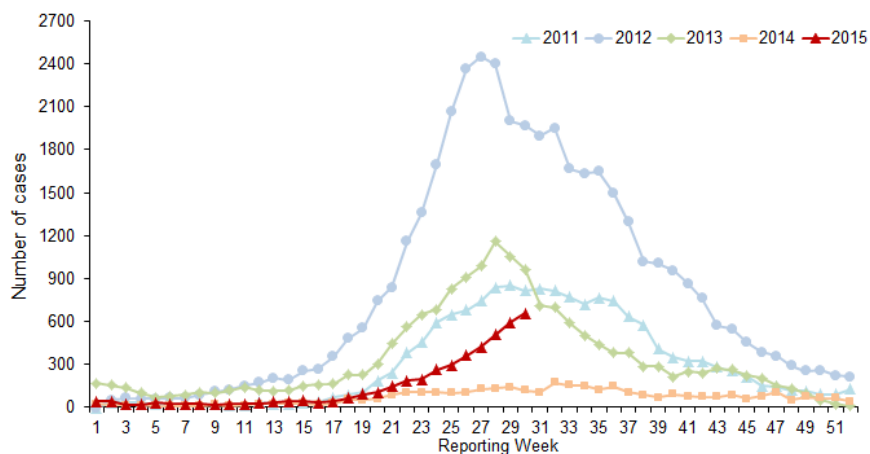


Figure 5: Number of dengue cases per reporting week from sentinel hospital sites, 2011-2015, Ministry of Health Cambodia

## Lao PDR

As of 31 July, there were 743 cases of dengue and no deaths reported in Lao PDR for 2015. From 25 to 31 July 2015, 84 cases of dengue were reported, which is 20% more than that of the previous week (n=70) (Figure 6). The weekly number of cases was higher than that of 2014, but lower than that of 2011-2013. There is no alert for country level for the week ending 31 July 2015.

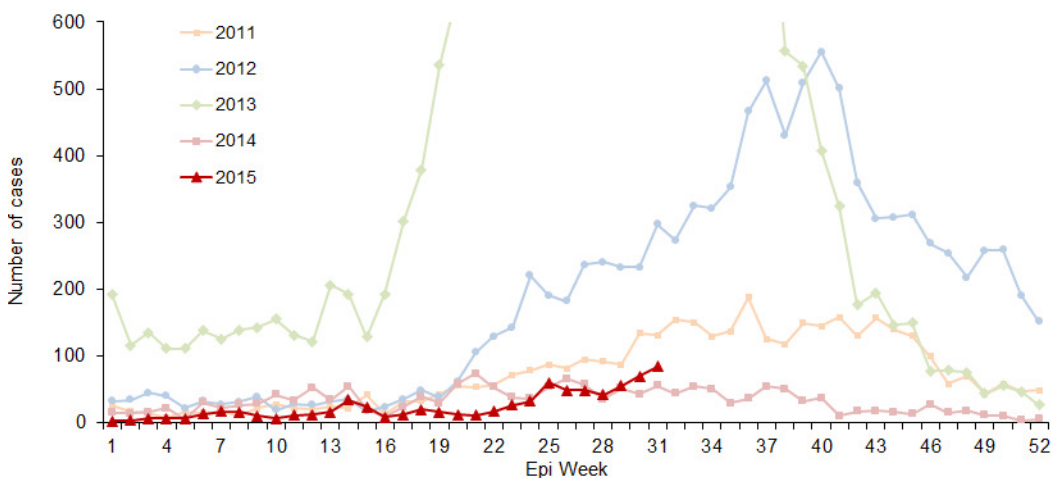


Figure 6: Number of dengue cases per week, 2011-2015, National Center for Laboratory and Epidemiology, Ministry of Health Lao PDR

## Viet Nam

As of 2 August 2015, there were 21,154 cases of dengue including 12 deaths reported in Viet Nam for 2015. Compared with same reporting period in 2014, the number of cases increased by 46.2% and the number of deaths increased by 3 cases. Compared with same reporting period from 2010-2014 (average), the number of cases decreased by 33.7% and the number of deaths decreased by 50.6%. From 27 July to 2 August 2015, there were 1,177 cases of dengue reported with no deaths from 41 out of 63 provinces. Compared with previous week (n=1,090 cases), number of cases increased by 8.0%.

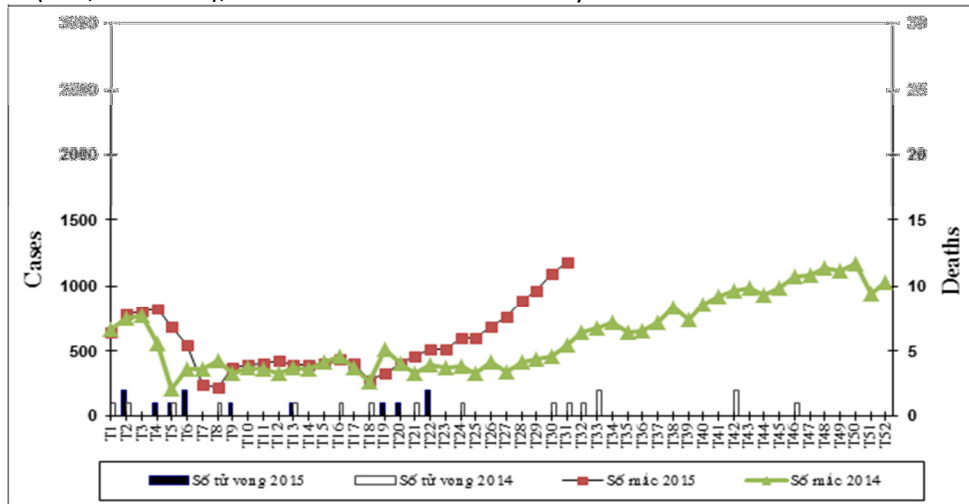


Figure 7: Number of reported dengue cases 2012-2015, Institute for Malariaology, Parasitology and Entomology, Ministry of Health, Viet Nam

## Southern Hemisphere

### Australia

As of 31 July, 1,178 laboratory-confirmed dengue cases have been reported in Australia for 2015. Compared with the same reporting period of last year (n=1,311), the number of reported cases was lower, and was consistent with previous seasonal trends (Figure 8).

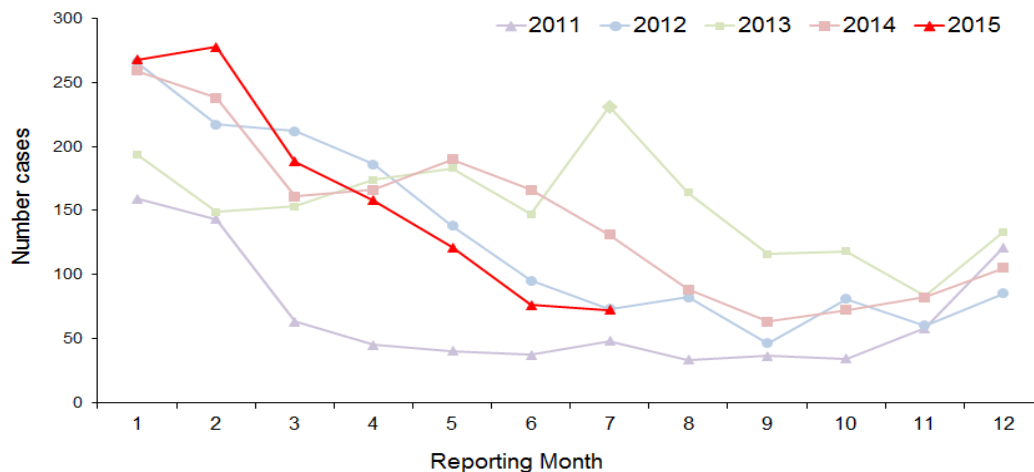


Figure 8: Number of reported laboratory-confirmed dengue cases per month 2011-2015, Department of Health, Australia

## Pacific Islands

### French Polynesia

From 27 July to 2 August 2015, 23 confirmed dengue cases were reported in French Polynesia including 3 cases which were dengue serotype 1 (Figure 9). There were 10 hospitalizations and 3 severe dengue cases in July 2015.

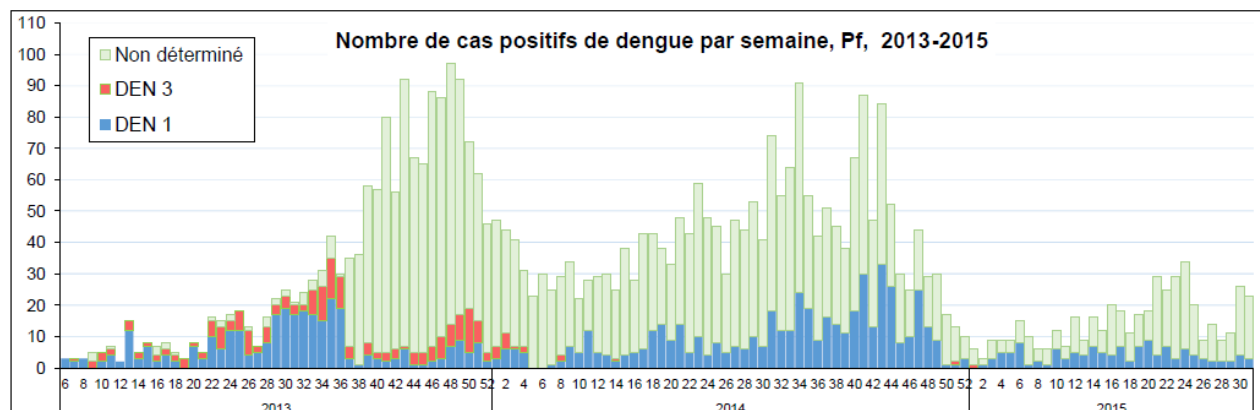


Figure 9: Number of laboratory-confirmed cases of dengue per week, 2013-2015, Centre for Occupational Health and Public Safety, French Polynesia

### Samoa

An Outbreak is occurring in Samoa (dengue serotype-3). Samoa has reported a total of 220 cases of Dengue Like Illness (DLI) including 15 hospitalizations as of 2 August. Most cases were under 25 years of age. No deaths have been reported.

### American Samoa

An Outbreak is occurring in American Samoa (dengue serotype-3). As of 6 August 2015, 238 suspected cases, 75 hospitalizations and 4 deaths have been reported. The outbreak enters its tenth week.