

Update on the Dengue situation in the Western Pacific Region

Northern Hemisphere

China (No Update)

As of 31 July 2015, there were 285 cases of dengue reported in China. From 1 July to 31 July 2015, 130 dengue cases were reported. An increase of cases in the month of July is similar to the previous three years. (Figure 1)

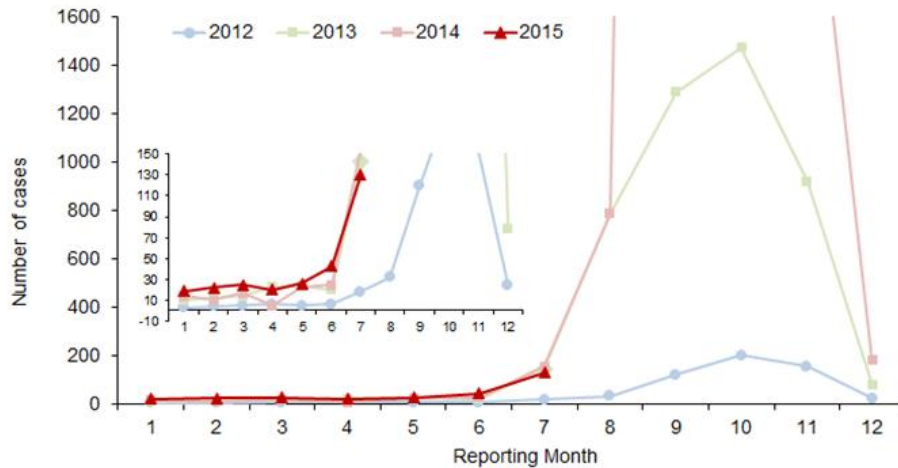


Figure 1: Number of dengue cases per month, China 2012-2015 (Source: National Health and Family Planning Commission)

Malaysia

As of 29 August 2015, there were 80,654 cases of dengue with 219 deaths reported in Malaysia for 2015. This is 22.8% higher compared with the same reporting period of 2014 (n=65,672) (Figure 2). From 23 to 29 August 2015 (week 34), there were 2,409 cases of dengue reported, 2% lower than the number of cases reported in the previous week (n=2,450). Since May 2015, DENV-1 has been the dominant serotype.

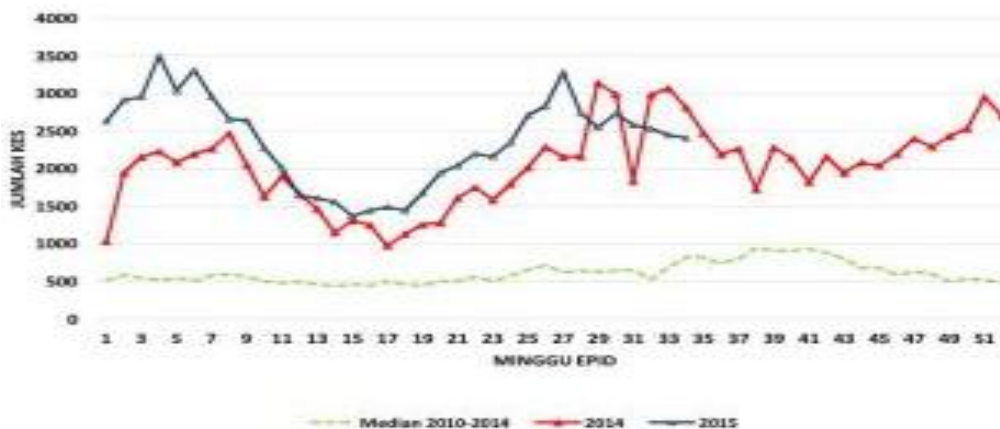


Figure 2: Number of dengue cases per week 2014-2015, Department of Health, Malaysia

Philippines

From 1 January to 22 August 2015, there were 65,421 suspected cases of dengue, including 193 deaths, reported in Philippines. This is 10.2% higher compared with the same reporting period in 2014 (n=59,386) (Figure 3). From 16 to 22 August 2015 (week 33), there were 408 suspected cases of dengue reported, 80% lower than the number of cases reported in the previous week (n=2,047). All four DENV serotypes have been detected in 2015. (NOTE: Case counts reported here do not represent the final number and will change after inclusion of delayed reports)

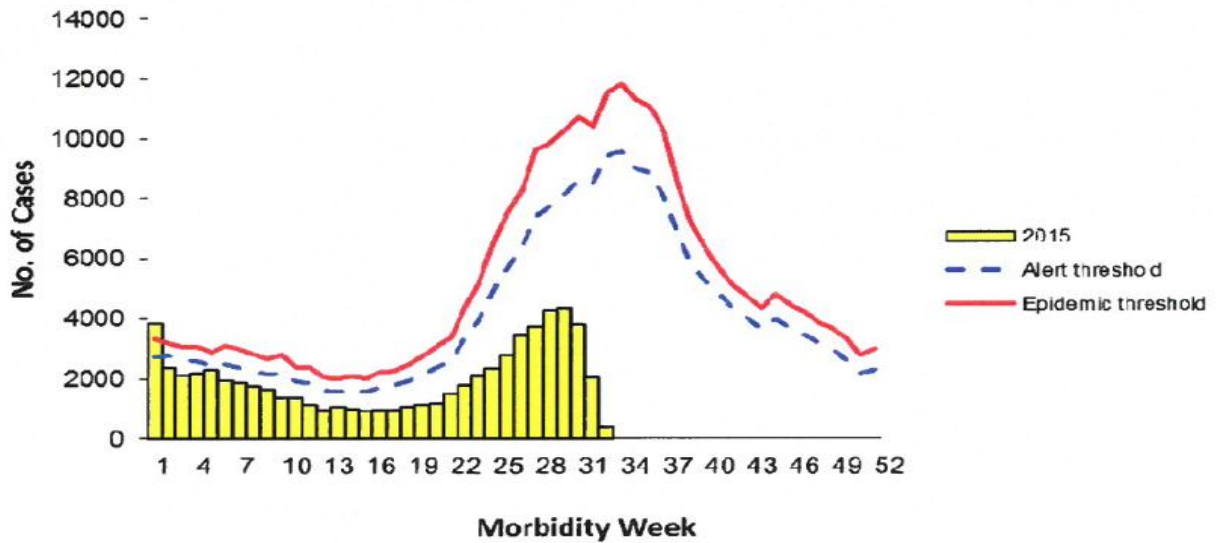


Figure 3: Number of dengue cases per morbidity week in 2015, Department of Health National Epidemiology Centre, Philippines

Singapore

As of 29 August 2015, there were 6,347 cases of dengue reported in Singapore for 2015. From 23 August to 29 August 2015, 228 dengue cases were reported, 23 cases fewer than the previous week, and lower than the same reporting period in 2013 and 2014 (Figure 4).

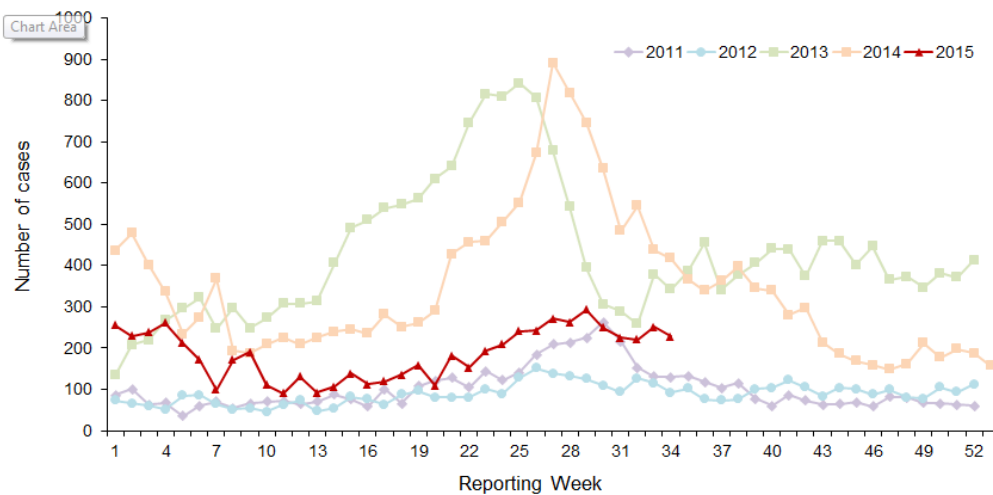


Figure 4: Number of dengue cases per week 2011-2015, Communicable Diseases Division, Ministry of Health Singapore

Cambodia (No Update)

As of 3 August 2015, there were 5,274 cases of dengue, including 16 deaths, reported in Cambodia. The number of cases has been steadily increasing; however, the total number of cases is still following seasonal trend of 2011 and 2013. (Figure 5).

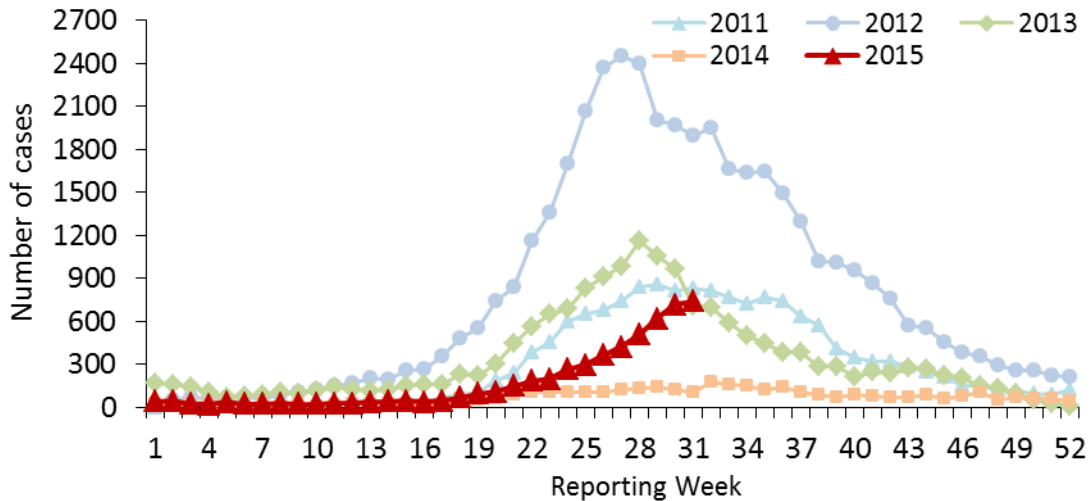


Figure 5: Number of dengue cases per reporting week from sentinel hospital sites, 2011-2015, Ministry of Health Cambodia

Lao PDR

As of 28 August, there were 1057 cases of dengue and no deaths reported in Lao PDR for 2015. From 22 to 28 August 2015, 80 dengue cases were reported, the same as the previous week (Figure 6). There is no country level alert for the week ending 28 August 2015.

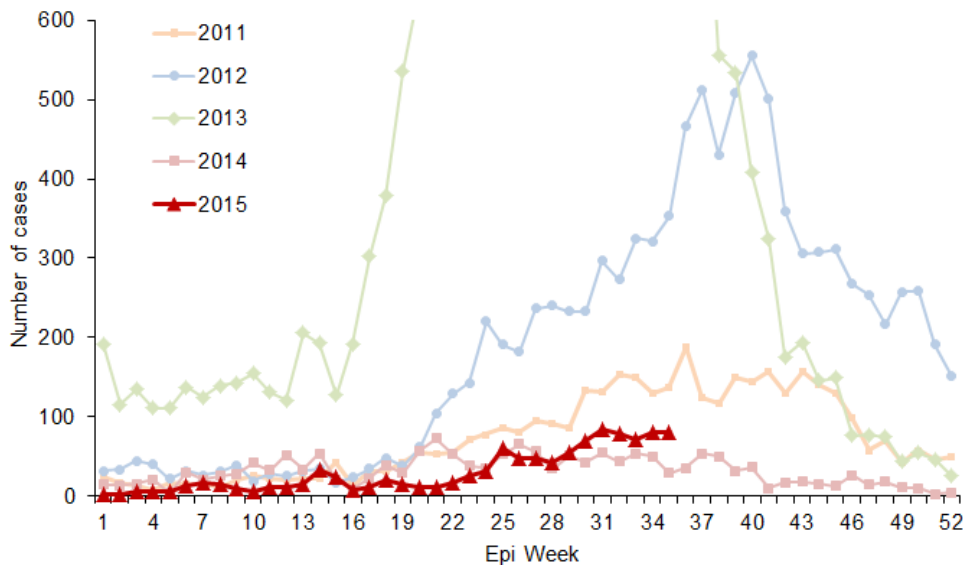


Figure 6: Number of dengue cases per week, 2011-2015, National Center for Laboratory and Epidemiology, Ministry of Health Lao PDR

Viet Nam

As of 23 August 2015, there were 27,452 cases of dengue including 17 deaths reported in Viet Nam for 2015. Compared to the same reporting period in 2014, the number of cases is 61.7% higher, and number of deaths has increased by 3 cases. Compared to same reporting period for the period from 2010-2014 (average), the number of cases is 26.5% lower and the number of deaths is 54.4% lower.

The number of cases increased by 22.0% in the week ending 23 August 2015 (n=1,992) compared to the previous week (n=1,633) from 42 out of 63 provinces., (Figure7).

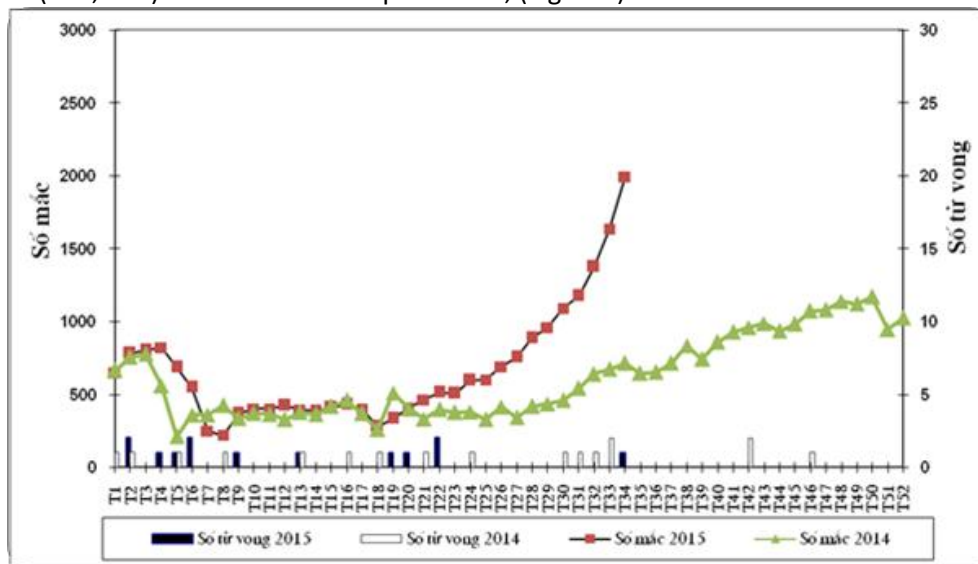


Figure 7: Number of reported dengue cases 2014-2015, Institute for Malariaology, Parasitology and Entomology, Ministry of Health, Viet Nam

Southern Hemisphere

Australia (No Update)

As of 31 July, 1,201 laboratory-confirmed dengue cases have been reported in Australia for 2015. Compared with the same reporting period of last year (n=1,309), the number of reported cases was consistent with previous years and follows seasonal trends (Figure 8).

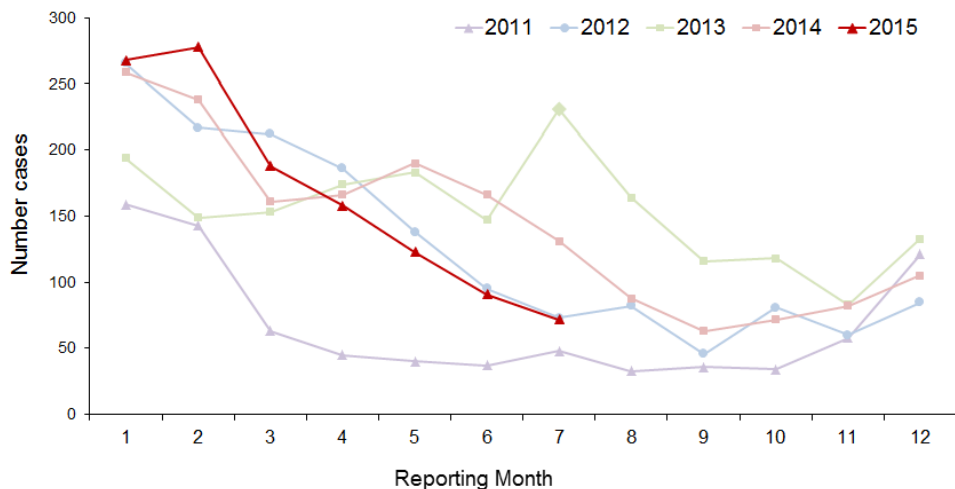


Figure 8: Number of reported laboratory-confirmed dengue cases per month 2011-2015, Department of Health, Australia

Pacific Islands Countries and Areas

French Polynesia

In week ending 23 August 2015, 32 confirmed dengue cases were reported in French Polynesia including 5 cases which were DENV- 1 (Figure 9). There were 11 hospitalizations and 2 severe dengue cases since 1 August 2015.

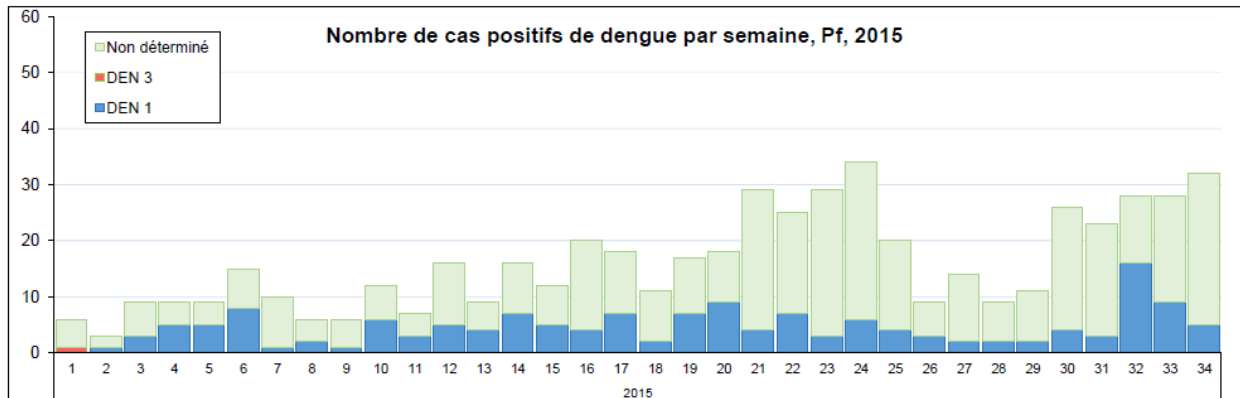


Figure 9: Number of laboratory-confirmed cases of dengue per week in 2015, Centre for Occupational Health and Public Safety, French Polynesia

Samoa (No update)

An outbreak is occurring in Samoa (dengue serotype-3) and the outbreak is ongoing. Samoa has reported a total of 471 cases of Dengue Like Illness (DLI) including 15 hospitalizations as of 21 August. Most cases were under 25 years of age. No deaths have been reported.

American Samoa

An outbreak is occurring in American Samoa (DENV-3) and the outbreak is ongoing. As of 2 September, there have been 370 cases including 133 hospitalizations. In the week ending 2 September, there were 32 new cases reported.