

Update on the Dengue situation in the Western Pacific Region

Northern Hemisphere

China

As of 31 August, there were 438 cases of dengue reported in 2015 for China. From 1 to 31 August 2015, 153 dengue cases were reported. Number of cases in the month of August in 2015 has increased, however was lower than the same period of 2014 and 2013. (Figure 1)

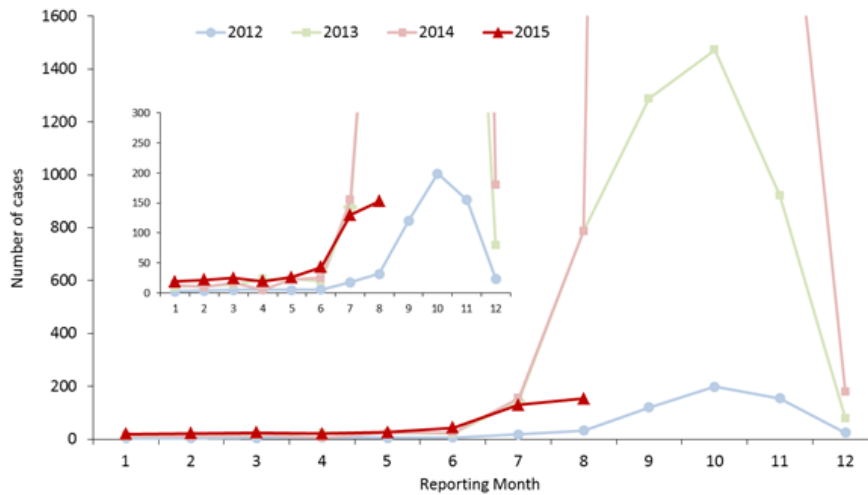


Figure 1: Number of dengue cases per month, China 2012-2015 (Source: National Health and Family Planning Commission)

Malaysia

As of 12 September, there were 85,488 cases of dengue with 234 deaths reported in Malaysia for 2015. This is 21.5% higher compared with the same reporting period of 2014 (n=70,337) (Figure 2). From 6 to 12 September 2015, there were 2,604 cases of dengue reported, 17% higher than the number of cases reported in the previous week (n=2,230). Weekly dengue cases has been decreasing for the eight consecutive week. In August 2015, DENV-1 has been the dominant serotype(60%).

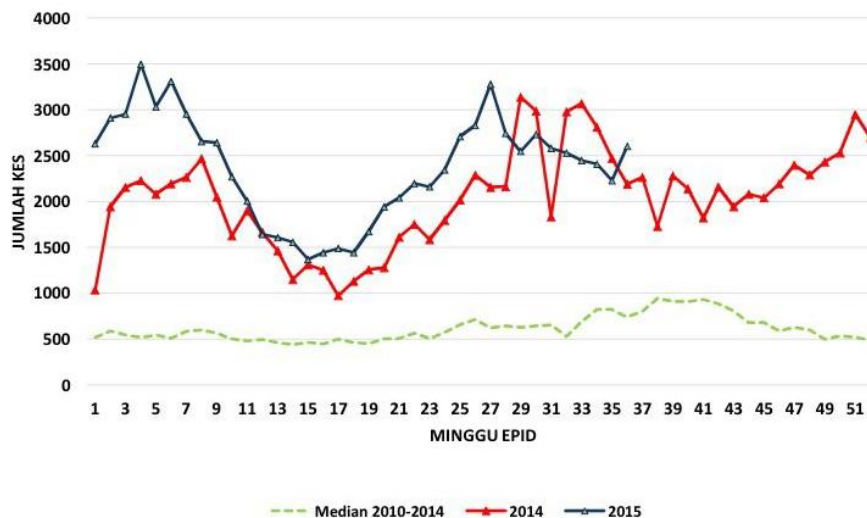


Figure 2: Number of dengue cases per week 2014-2015, Department of Health, Malaysia

Philippines(no update)

From 1 January to 22 August 2015, there were 65,421 suspected cases of dengue, including 193 deaths, reported in Philippines. This is 10.2% higher compared with the same reporting period in 2014 (n=59,386) (Figure 3). From 16 to 22 August 2015 (week 33), there were 408 suspected cases of dengue reported, 80% lower than the number of cases reported in the previous week (n=2,047). All four DENV serotypes have been detected in 2015. (NOTE: Case counts reported here do not represent the final number and will change after inclusion of delayed reports)

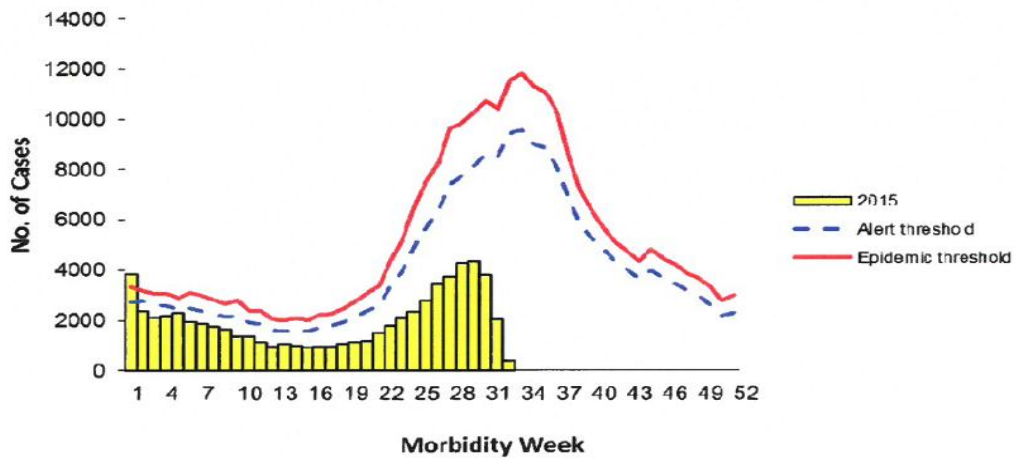


Figure 3: Number of dengue cases per morbidity week in 2015, Department of Health National Epidemiology Centre, Philippines

Singapore

As of 19 September 2015, there were 7136 cases of dengue reported in Singapore for 2015. From 13 September to 19 September 2015, 303 dengue cases were reported, 85 cases more than the previous week and highest number of weekly cases thus far this year (Figure 4).

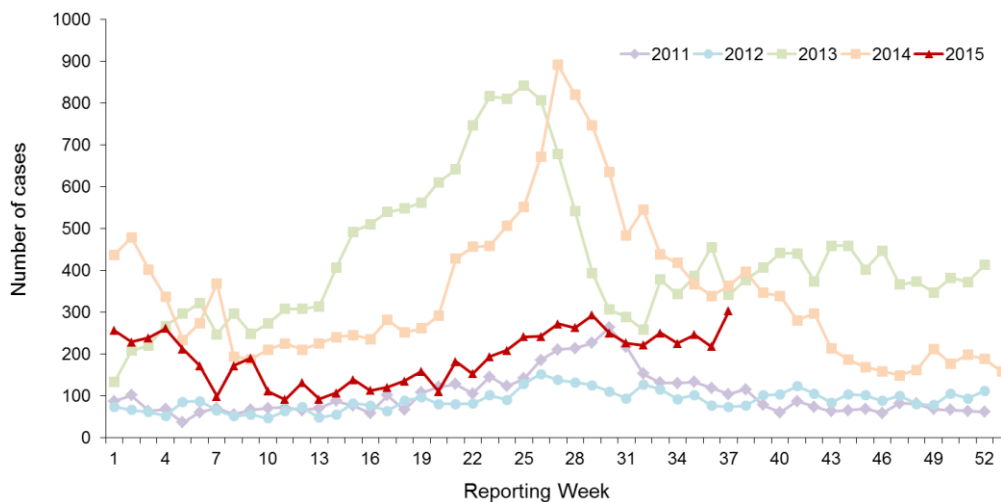


Figure 4: Number of dengue cases per week 2011-2015, Communicable Diseases Division, Ministry of Health Singapore

Cambodia (No Update)

As of 3 August 2015, there were 5,274 cases of dengue, including 16 deaths, reported in Cambodia. The number of cases has been steadily increasing; however, the total number of cases is still following seasonal trend of 2011 and 2013 (Figure 5).

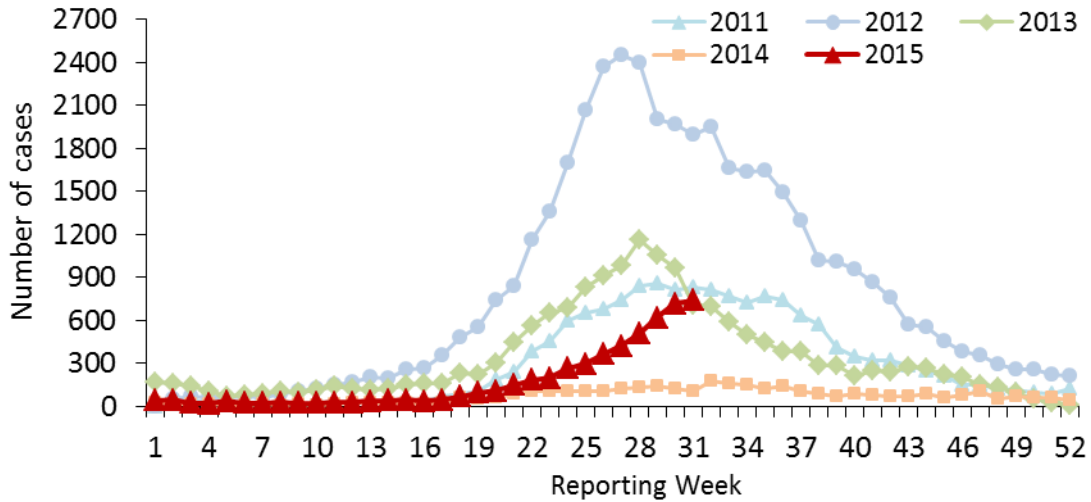


Figure 5: Number of dengue cases per reporting week from sentinel hospital sites, 2011-2015, Ministry of Health Cambodia

Lao PDR

As of 11 September, there were 1,183 cases of dengue and no deaths reported in Lao PDR for 2015. From 5 to 11 September 2015, 57 dengue cases were reported, the same as the previous week (Figure 6). There is no country level alert for the week ending 11 September 2015.

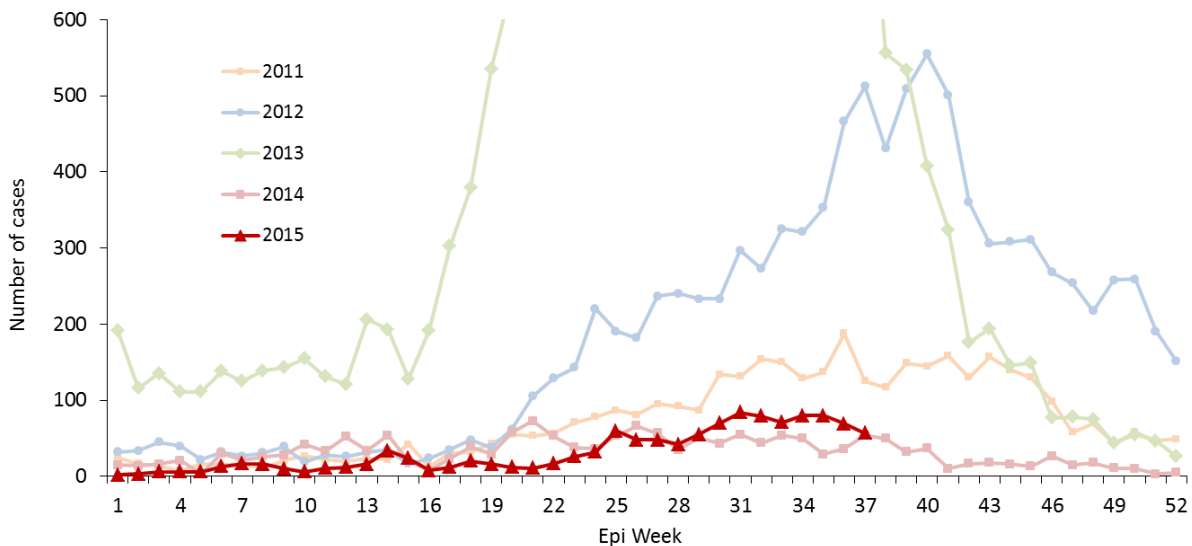


Figure 6: Number of dengue cases per week, 2011-2015, National Center for Laboratory and Epidemiology, Ministry of Health Lao PDR

Viet Nam

As of 13 September 2015, there were 36,097 cases of dengue including 23 deaths reported in Viet Nam for 2015. Compared to the same reporting period in 2014, the number of cases is 85.1% higher, and number of deaths has increased by 4 cases. Compared to same reporting period for the period from 2010-2014 (average), the number of cases is 20.5% lower and the number of deaths is 44.8% lower. The number of cases increased by 12.9% in the week ending 13 September 2015 (n=2,532) compared to the previous week (n=2,243) from 42 out of 63 provinces (Figure7).

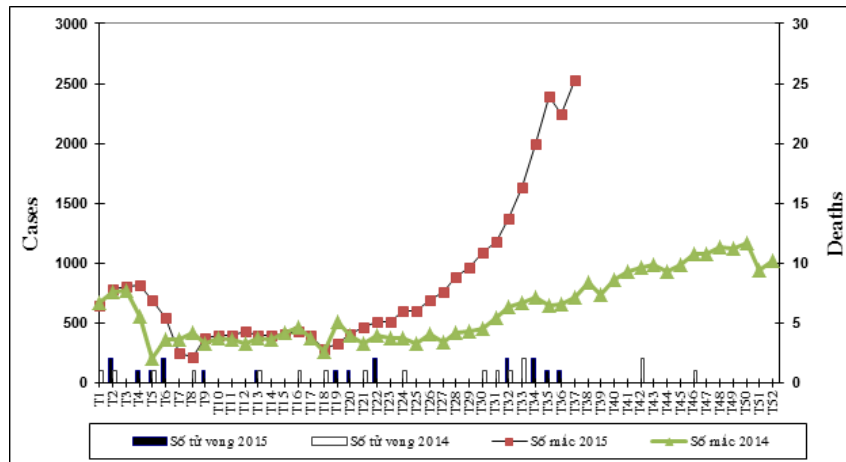


Figure 7: Number of reported dengue cases 2014-2015, General Department of Preventative Medicine, Ministry of Health, Viet Nam

Southern Hemisphere

Australia

As of 31 August, there were 1,305 laboratory-confirmed dengue cases in Australia for 2015. Compared with the same reporting period of last year (n=1,397), the number of reported cases was consistent with previous years and follows seasonal trends (Figure 8).

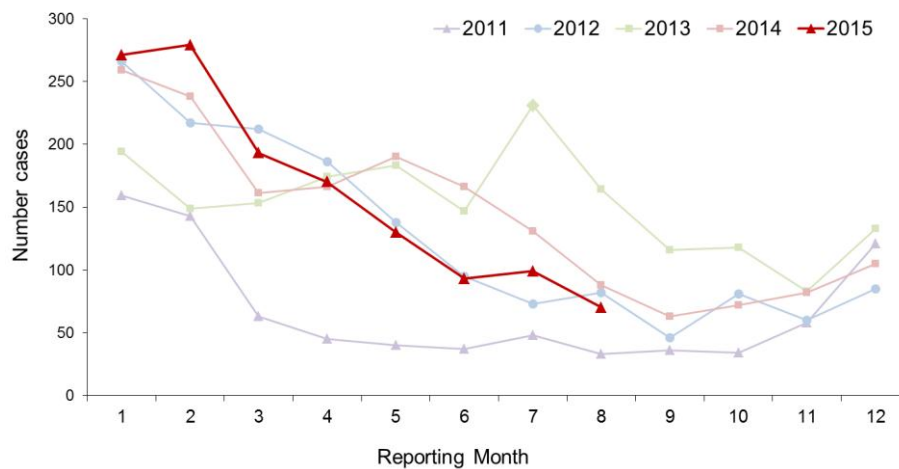


Figure 8: Number of reported laboratory-confirmed dengue cases per month 2011-2015, Department of Health, Australia

Pacific Islands Countries and Areas

French Polynesia

In the week ending 13 September 2015, 26 confirmed dengue cases were reported in French Polynesia (Figure 9). There was 1 hospitalization since 1 September 2015.

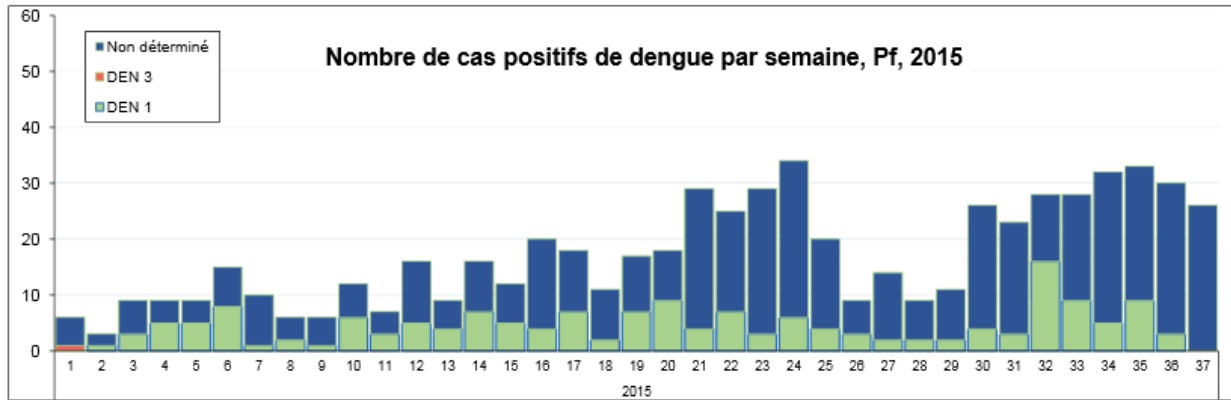


Figure 9: Number of laboratory-confirmed cases of dengue per week in 2015, Centre for Occupational Health and Public Safety, French Polynesia

Samoa As of 8 September, there were 630 cases of Dengue Like Illness (DLI) in Samoa for 2015. Weekly case numbers have been in decline in the last 3 weeks of August 2015.

American Samoa

A dengue outbreak is ongoing in American Samoa (DENV-3). As of 13 September, there were 422 cases since May 2015 and 11 new cases were reported in the past week ending 13 September.