

## Update on the Dengue situation in the Western Pacific Region

### Northern Hemisphere

#### China

As of 31 October, there were 3352 cases of dengue reported in 2015 for China, with majority of the cases being reported during September and October. From 1 to 31 October 2015, 1435 dengue cases were reported. The number of cases in the month of October in 2015 has remained similar to case numbers reported in the previous month and considerably lower than the number of cases reported in 2014, for the same reporting period.

(Figure 1)

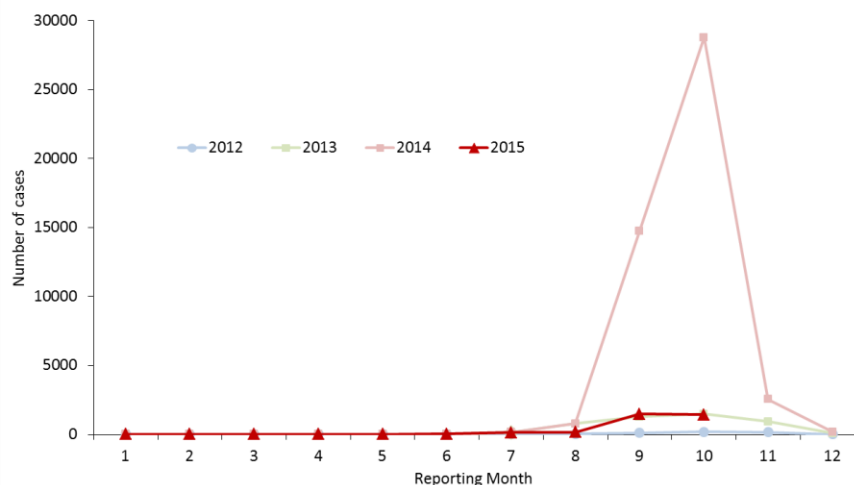


Figure 1: Number of dengue cases per month, China 2012-2015 (Source: National Health and Family Planning Commission)

#### Malaysia

As of 21 November, there were 107,079 cases of dengue with 293 deaths reported in Malaysia for 2015. This is 17.7% higher compared with the same reporting period of 2014 (n=91,002). From 15 to 21 November 2015, there were 2,169 cases of dengue reported, which is higher than the previous week (n=2,109).

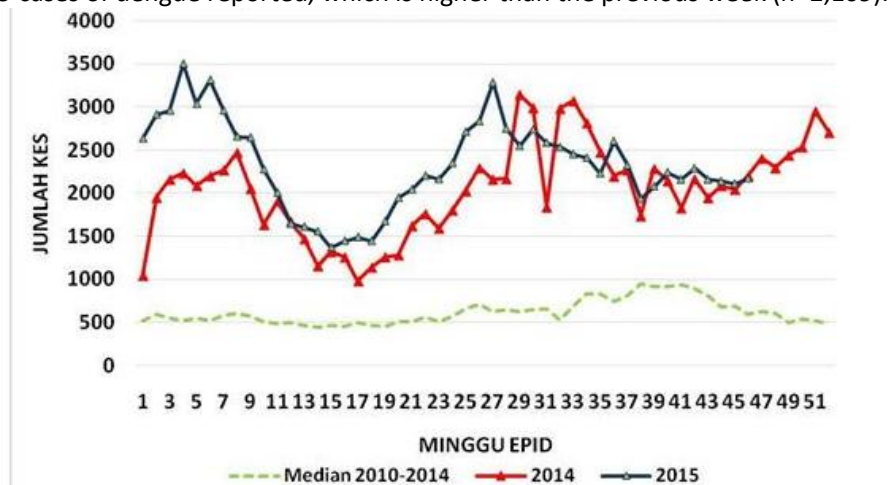


Figure 2: Number of dengue cases per week 2014-2015, Department of Health, Malaysia (no update)

## Philippines

As of 31 October 2015, there were 142,227 suspected cases of dengue, including 411 deaths, reported in Philippines. This is 48.6% higher compared with the same reporting period in 2014 (n=95,718) (Figure 3). From 25 to 31 October 2015 (week 43), there were 675 suspected cases of dengue reported. All four DENV serotypes have been detected in 2015. (NOTE: Case counts reported here do not represent the final number and will change after inclusion of delayed reports)

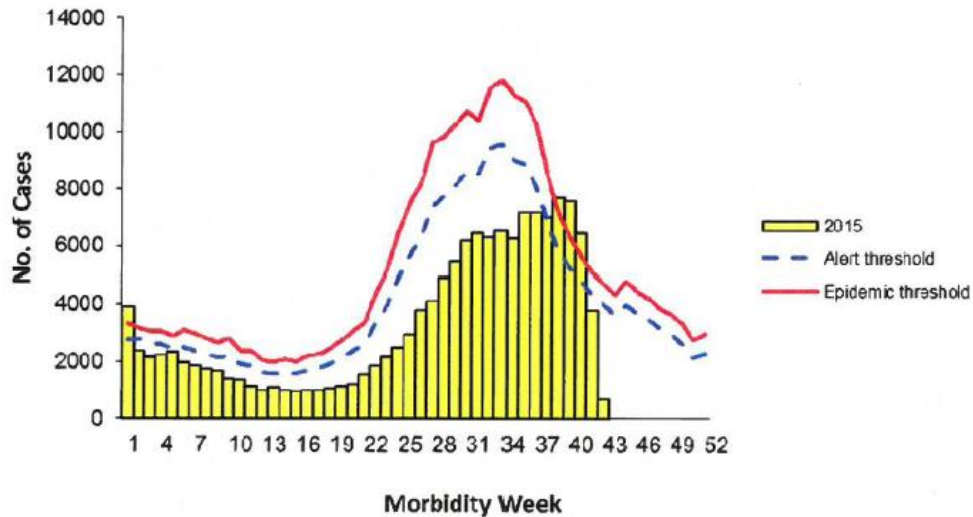


Figure 3: Number of dengue cases per morbidity week in 2015, Department of Health National Epidemiology Centre, Philippines

## Singapore

As of 21 November 2015, there were 9,238 cases of dengue reported in Singapore for 2015. From 15 to 21 November 2015, 254 dengue cases were reported, which is higher than the previous week (n=198) (Figure 4).

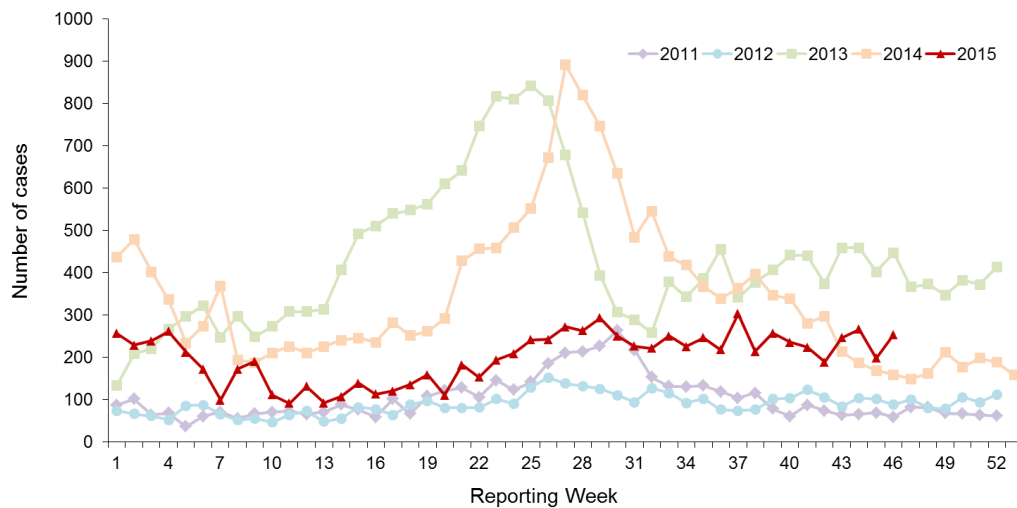


Figure 4: Number of dengue cases per week 2011-2015, Communicable Diseases Division, Ministry of Health Singapore

## Cambodia (no update)

As of 13 October 2015, there were 12,218 cases of dengue, including 34 deaths, reported in Cambodia. The number of cases is decreasing and it follows seasonal trend between 2011 and 2013 (Figure 5).

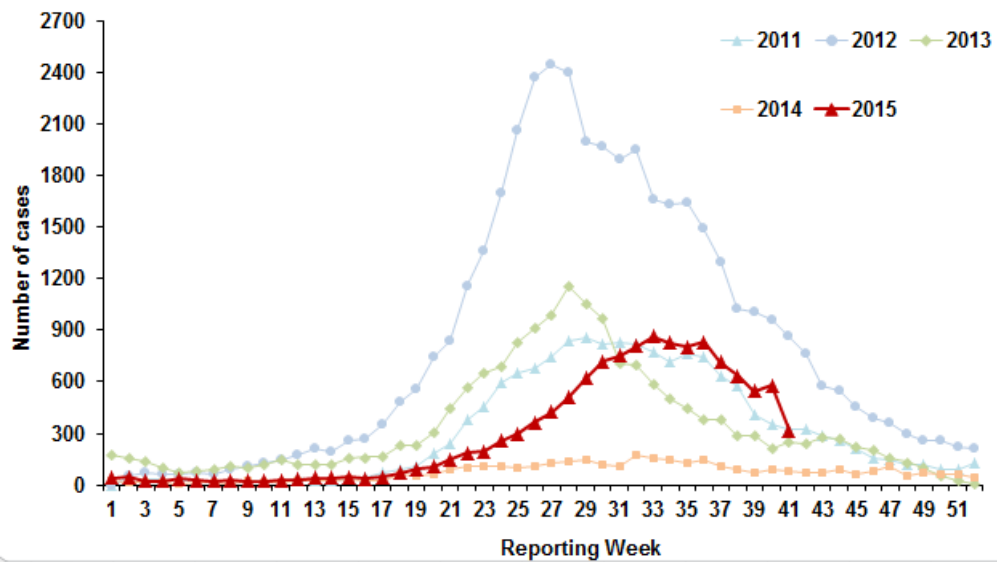


Figure 5: Number of dengue cases per reporting week from sentinel hospital sites, 2011-2015, Ministry of Health Cambodia

## Lao PDR

As of 20 November, there were 1,730 cases of dengue and no deaths reported in Lao PDR for 2015. From 14 to 20 November 2015, 51 dengue cases were reported, which is higher than the previous week (n=38) (Figure 6). There is no country level alert for the week ending 20 November 2015.

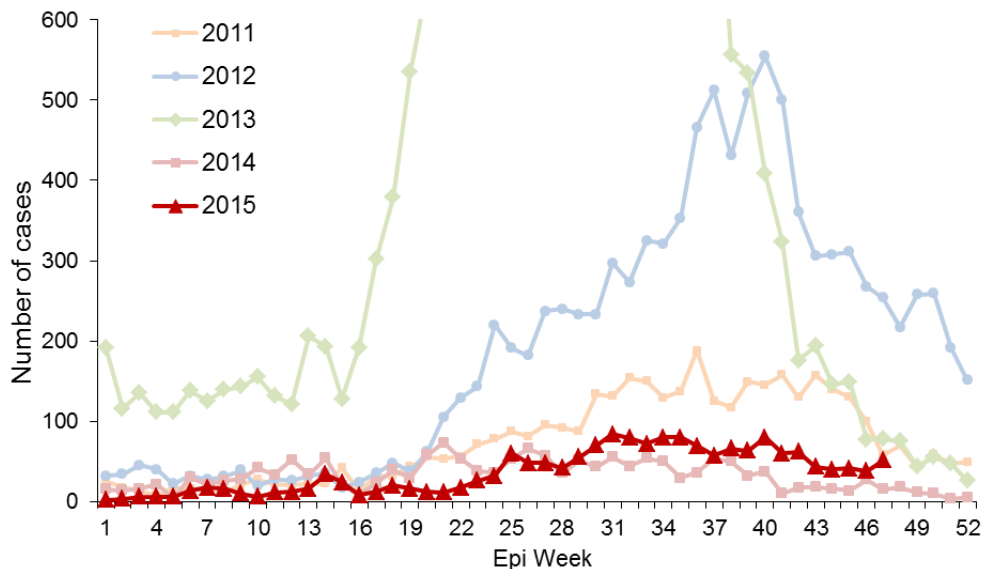


Figure 6: Number of dengue cases per week, 2011-2015, National Center for Laboratory and Epidemiology, Ministry of Health Lao PDR

## Viet Nam

As of 31 October 2015, there were 58,633 cases of dengue, including 42 deaths, reported in 52 out of 63 provinces in Viet Nam. The number of cases reported in 2015 is higher than cases reported in 2014, for the same reporting period. However, the cumulative number of cases is less than the median in 2010-2014, for the same reporting period (Figure 7). In October, there were 18,754 cases reported including 10 deaths. Compared to September (12,771 cases and 12 deaths), the number of cases reported increased by 46.8%.

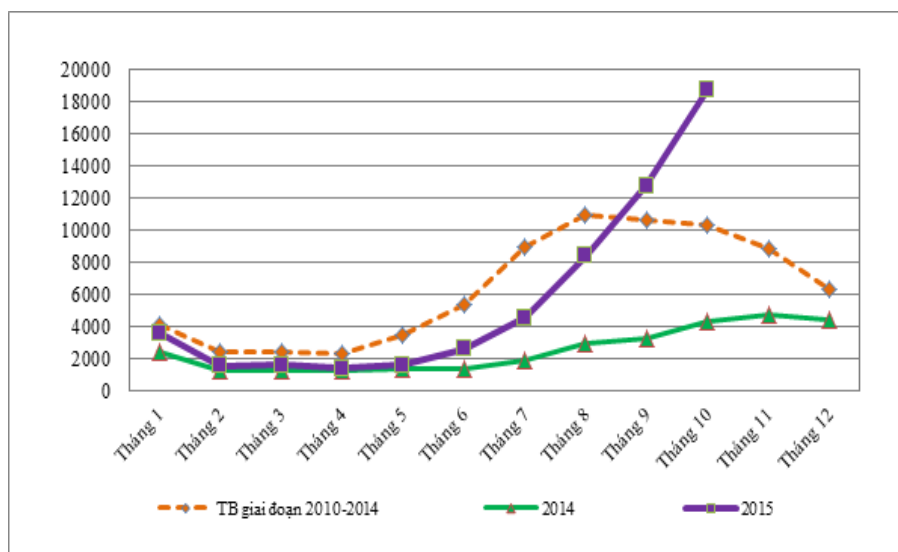


Figure 7: Number of dengue cases reported by month in 2015 compared to 2014 and median number of 2010-2014 period, General Department of Preventative Medicine, Ministry of Health, Viet Nam

## Southern Hemisphere

### Australia

As of 31 October, there were 1,502 laboratory-confirmed dengue cases in Australia for 2015. In 2015, 77 cases were reported in October. This is higher than the same reporting period of last year (n=72). The number of reported cases was consistent with previous years (n=1,532) and follows seasonal trend (Figure 8).

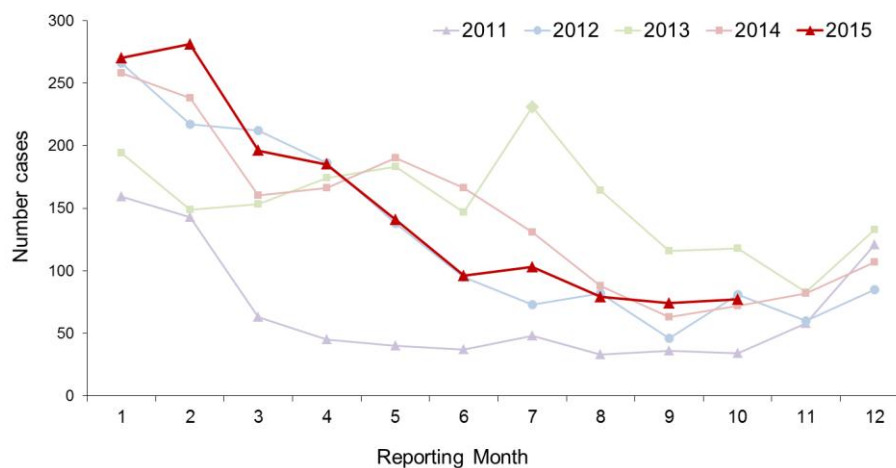


Figure 8: Number of reported laboratory-confirmed dengue cases per month 2011-2015, Department of Health, Australia

## Pacific Islands Countries and Areas

### French Polynesia

In the week ending 22 November 2015, 17 confirmed dengue cases were reported in French Polynesia (Figure 9). Five hospitalizations were reported in the month of November.

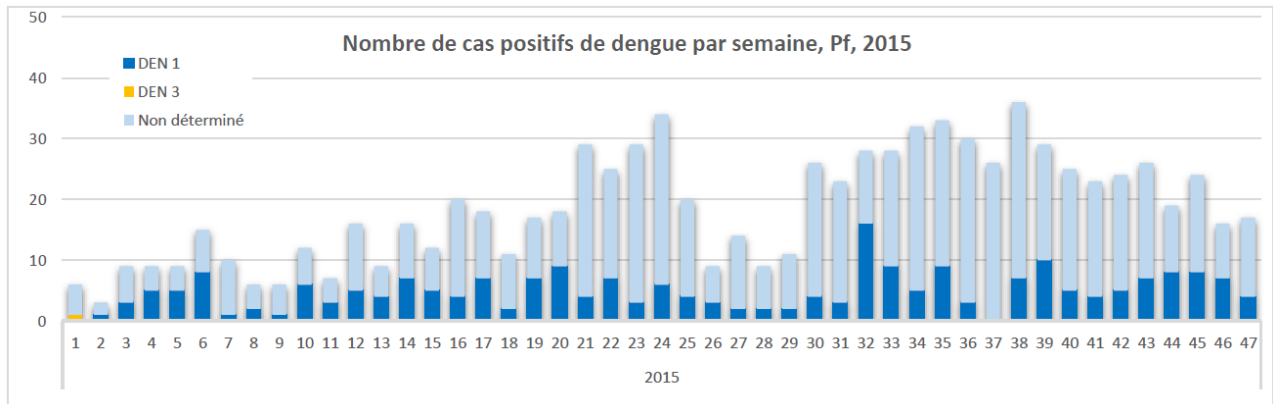


Figure 9: Number of laboratory-confirmed cases of dengue per week in 2015, Centre for Occupational Health and Public Safety, French Polynesia

### American Samoa

As of 22 November 2015, 477 cases have been reported since June 2015 including 147 hospitalizations. In the week ending 22 November 2015, 7 new dengue cases were reported.