

Update on the Dengue situation in the Western Pacific Region

Northern Hemisphere

China

As of 30 November, there were 3,822 cases of dengue reported in 2015 for China, with majority of the cases being reported during September and October 2015. From 1 to 30 November 2015, 470 dengue cases were reported. The number of cases in the month of November in 2015 has decreased threefold compared to case numbers reported in the previous month and considerably lower than the number of cases reported in 2014, for the same reporting period. (Figure 1)

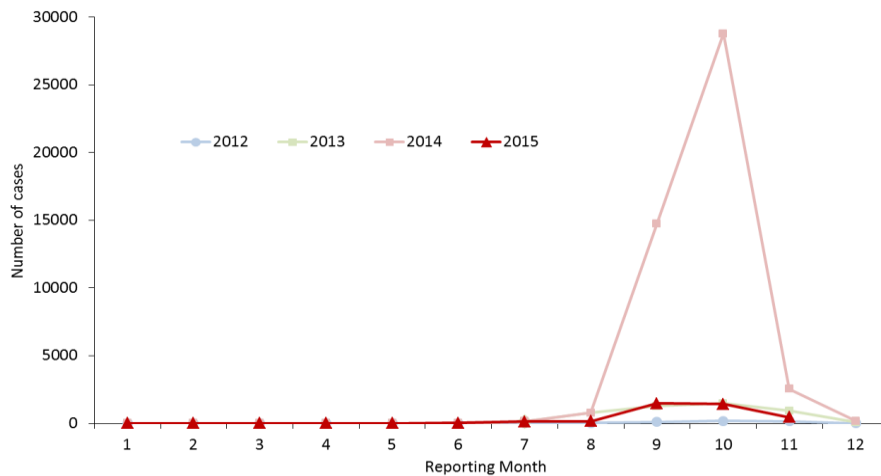


Figure 1: Number of dengue cases per month, China 2012-2015 (Source: National Health and Family Planning Commission)

Malaysia

As of 5 December 2015, there were 111,285 cases of dengue with 301 deaths reported in Malaysia for 2015. This is 16.3% higher compared with the same reporting period of 2014 (n=95,693). From 29 November to 5 December 2015, there were 2,119 cases of dengue reported, which is higher than the previous week (n=2,087).



Figure 2: Number of dengue cases per week 2014-2015, Department of Health, Malaysia (no update)

Philippines

As of 21 November 2015, there were 169,435 suspected cases of dengue, including 511 deaths, reported in Philippines. This is 59.5% higher compared with the same reporting period in 2014 (n=106,241) (Figure 3). From 15 to 21 November 2015 (week 46), there were 548 suspected cases of dengue reported. (NOTE: Case counts reported here do not represent the final number and will change after inclusion of delayed reports)

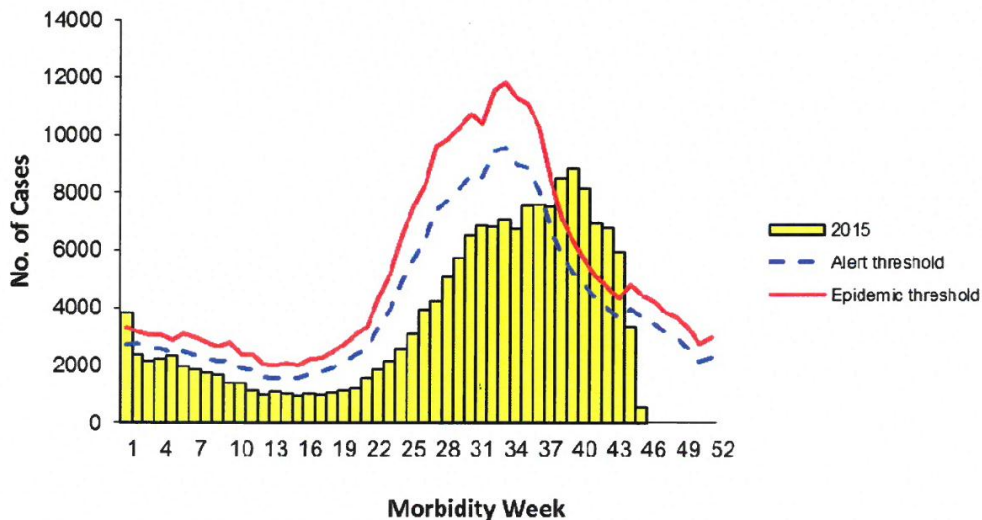


Figure 3: Number of dengue cases per morbidity week in 2015, Department of Health National Epidemiology Centre, Philippines

Singapore

As of 5 December 2015, there were 9,782 cases of dengue reported in Singapore for 2015. From 29 November to 5 December 2015, 261 dengue cases were reported, which is lower than the previous week (n=285) (Figure 4).

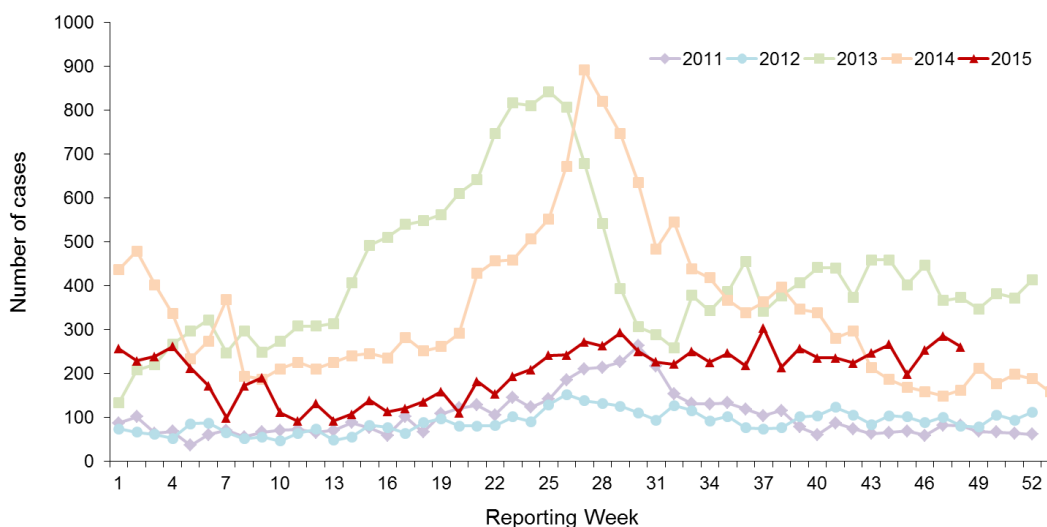


Figure 4: Number of dengue cases per week 2011-2015, Communicable Diseases Division, Ministry of Health Singapore

Cambodia

As of 17 November 2015, there were 14,005 cases of dengue, including 35 deaths, reported in Cambodia. The number of cases is decreasing and it follows seasonal trend between 2011 and 2013 (Figure 5).

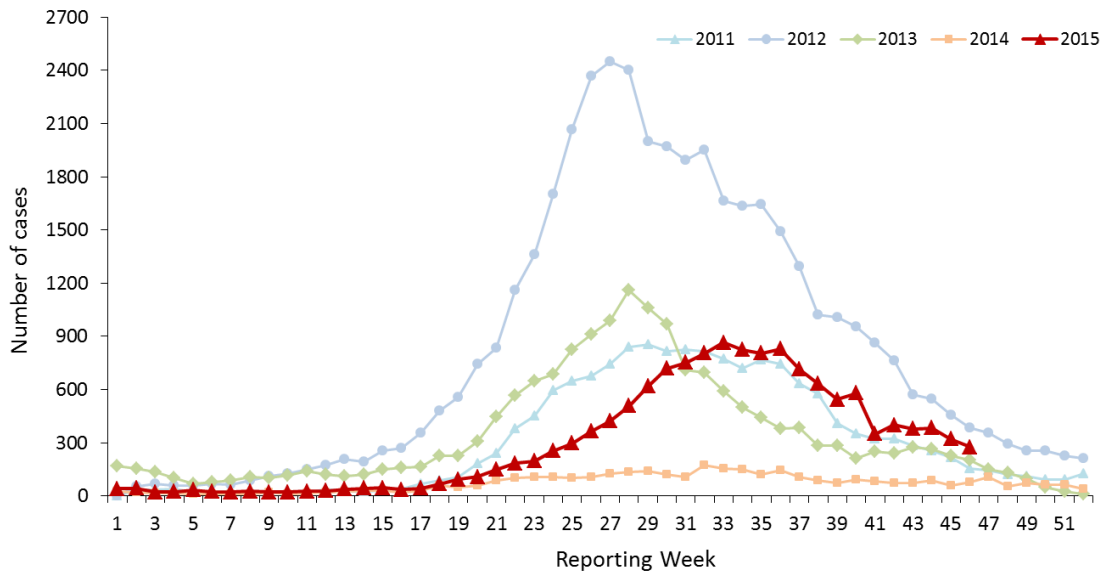


Figure 5: Number of dengue cases per reporting week from sentinel hospital sites, 2011-2015, Ministry of Health Cambodia

Lao PDR (no update)

As of 20 November, there were 1,730 cases of dengue and no deaths reported in Lao PDR for 2015. From 14 to 20 November 2015, 51 dengue cases were reported, which is higher than the previous week (n=38) (Figure 6). There is no country level alert for the week ending 20 November 2015.

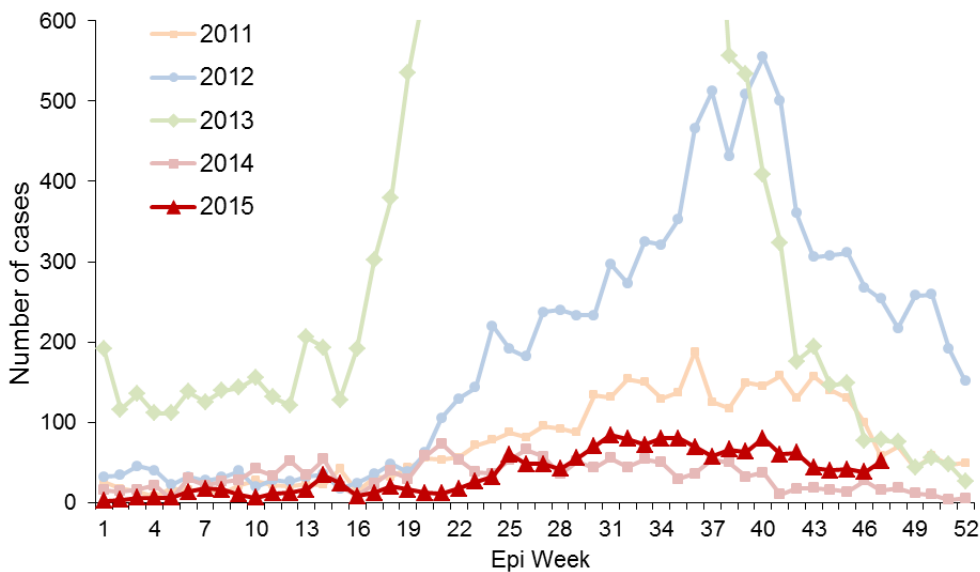


Figure 6: Number of dengue cases per week, 2011-2015, National Center for Laboratory and Epidemiology, Ministry of Health Lao PDR

Viet Nam (no update)

As of 31 October 2015, there were 58,633 cases of dengue, including 42 deaths, reported in 52 out of 63 provinces in Viet Nam. The number of cases reported in 2015 is higher than cases reported in 2014, for the same reporting period. However, the cumulative number of cases is less than the median in 2010-2014, for the same reporting period (Figure 7). In October, there were 18,754 cases reported including 10 deaths. Compared to September (12,771 cases and 12 deaths), the number of cases reported increased by 46.8%.

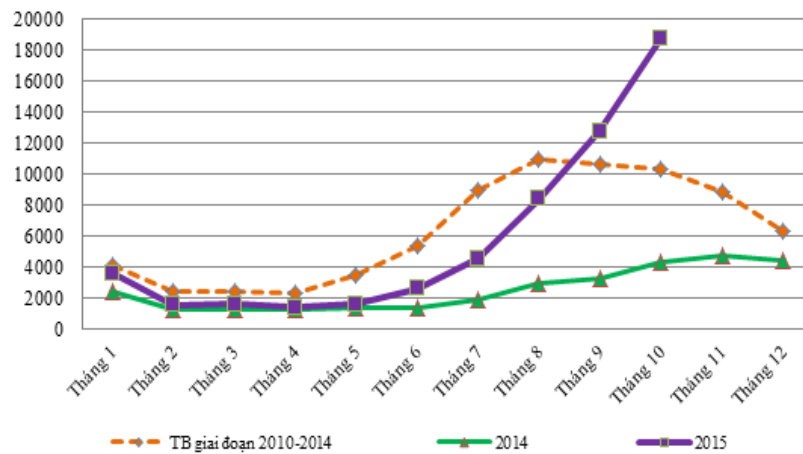


Figure 7: Number of dengue cases reported by month in 2015 compared to 2014 and median number of 2010-2014 period, General Department of Preventative Medicine, Ministry of Health, Viet Nam

Southern Hemisphere

Australia

As of 30 November 2015, there were 1,563 laboratory-confirmed dengue cases in Australia. In 2015, 47 cases were reported in November. This is lower than the same reporting period of last year (n=82). The number of reported cases was consistent with previous years (n=1,614) and follows seasonal trend (Figure 8).

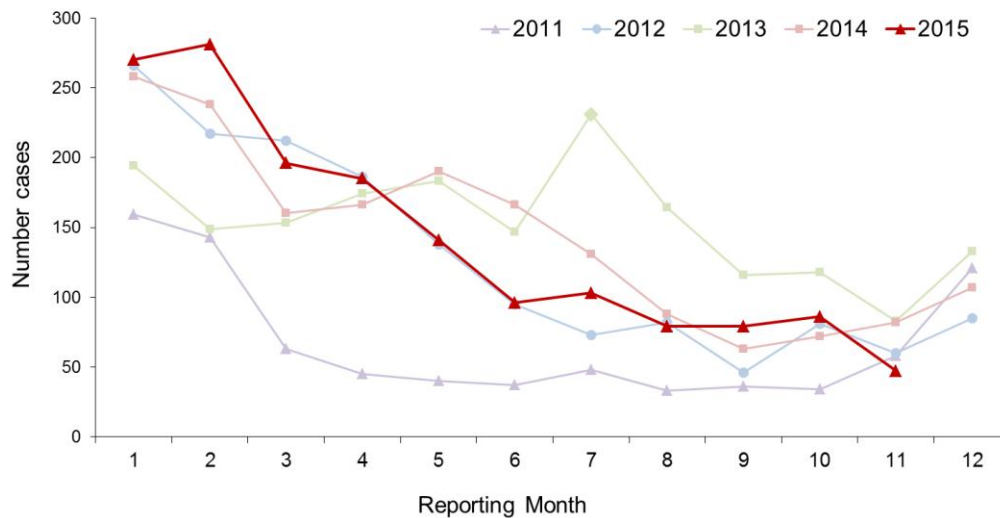


Figure 8: Number of reported laboratory-confirmed dengue cases per month 2011-2015, Department of Health, Australia

Pacific Islands Countries and Areas

French Polynesia

In the week ending 29 November 2015, 24 confirmed dengue cases were reported in French Polynesia (Figure 9). Dengue virus serotype-1 has been identified in circulation.

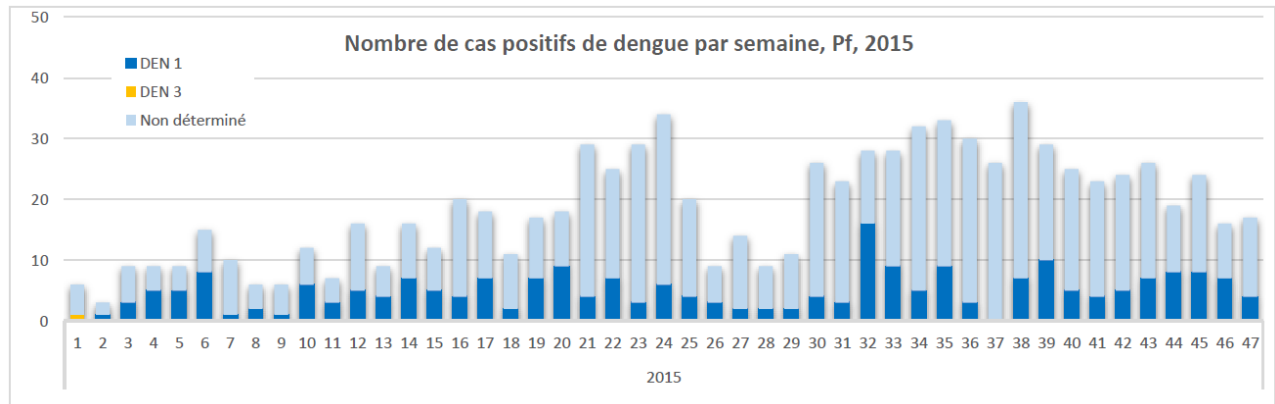


Figure 9: Number of laboratory-confirmed cases of dengue per week in 2015, Centre for Occupational Health and Public Safety, French Polynesia (no update)

Papua New Guinea

There is currently a dengue virus serotype-2 outbreak in the Western Province of Papua New Guinea (PNG) as confirmed by the Institute of Medical Research, PNG.