

Update on the Dengue situation in the Western Pacific Region

Northern Hemisphere

Cambodia

As of 20 February 2018, a total of 132 suspected dengue cases have been reported in Cambodia in 2018. In week 7, there were 25 new suspected dengue cases. In week 7, the total number of reported dengue cases was similar to the three year-threshold (2014-2017) over the same period (Figure 1).

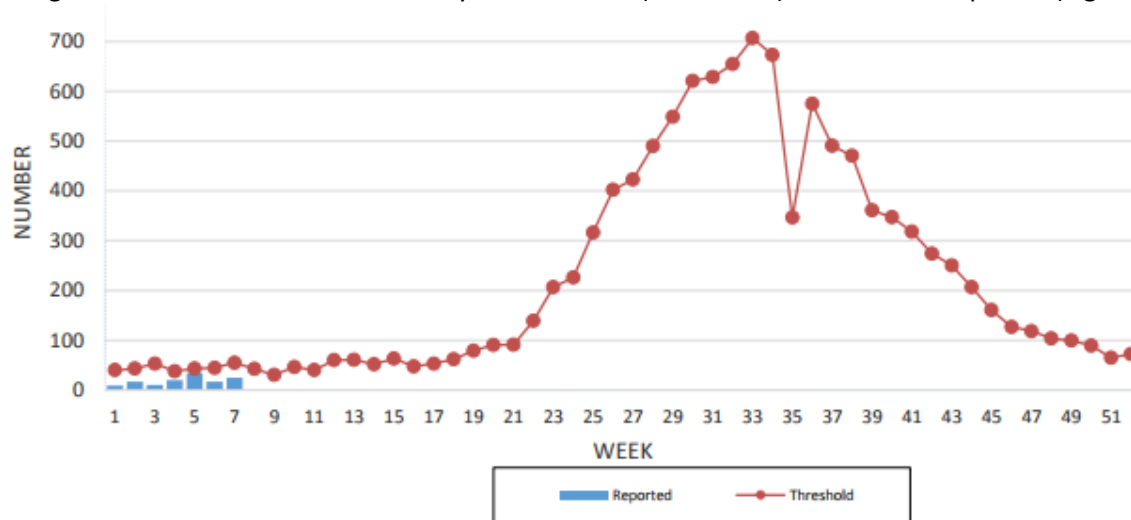


Figure 1: Number of cases of Dengue fever, Dengue haemorrhagic fever, and Dengue shock syndrome Reported by week in 2018 and threshold, Ministry of Health, Cambodia

China (no updates)

As of 31 January 2018, a total of 16 dengue cases were reported in China. The number of reported cases was lower than the previous month and follows historical trends (Figure 2).

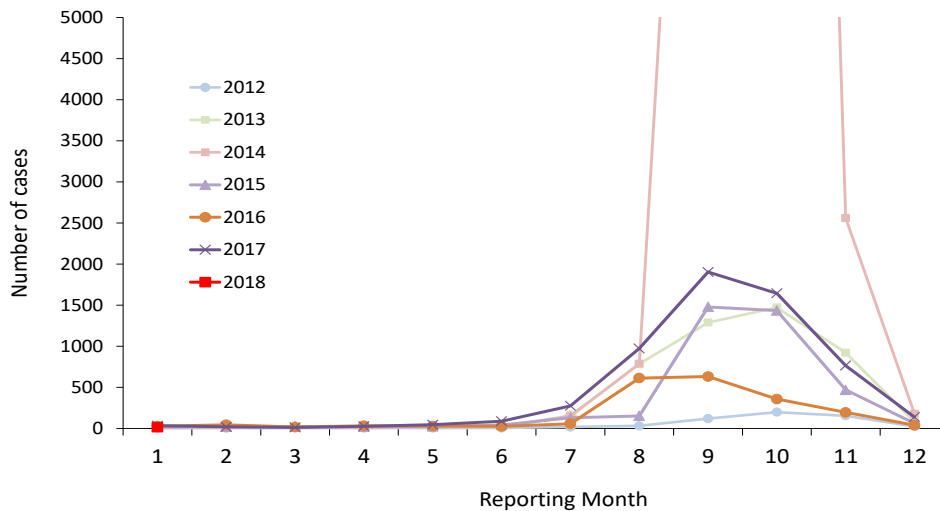


Figure 2: Number of Dengue cases per month, China 2012-2018
National Health and Family Planning Commission, China

Lao PDR

During week 7 of 2018, 18 dengue cases and no deaths were reported. Dengue is currently below epidemic level and alert level, with low activity in line with seasonal trend (Figure 3).

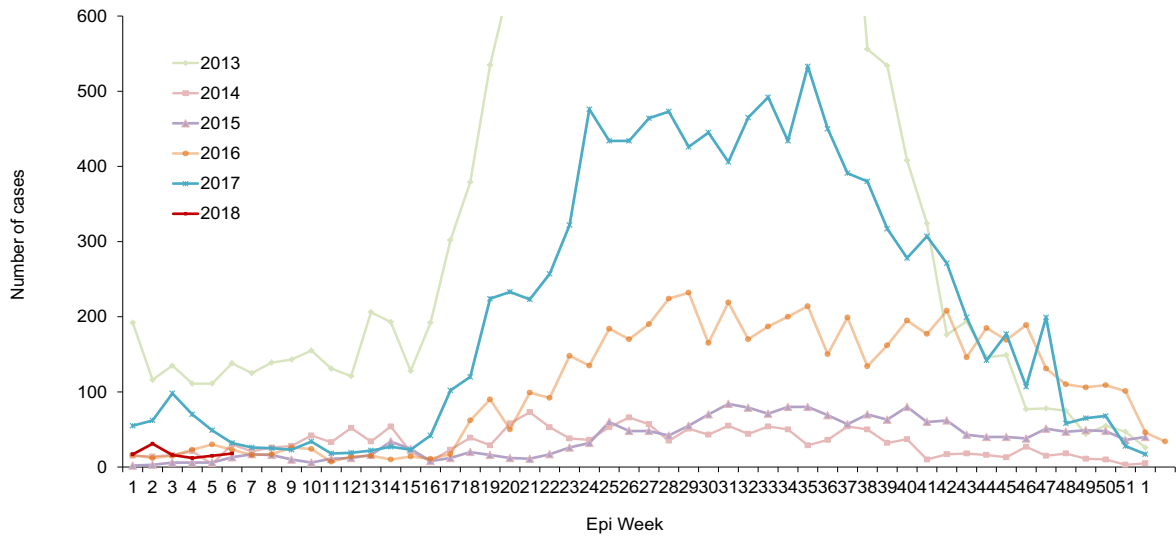


Figure 3: Number of Dengue cases per week, 2013-2018
National Center for Laboratory and Epidemiology, Ministry of Health, Lao PDR

Malaysia (no updates)

In week 6, 2018, there were 1,200 dengue cases and two deaths reported. The number of cases increased by 12.6% compared to the previous week (Figure 4).

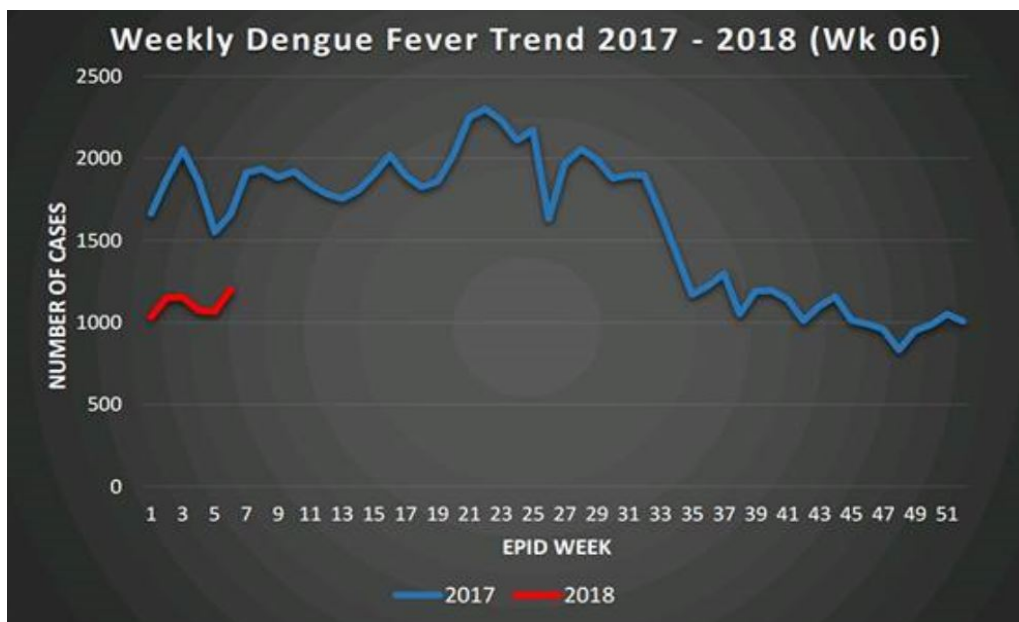


Figure 4: Weekly Dengue trends in Malaysia, 2017-2018
Department of Health, Malaysia

Philippines

A total of 10,980 dengue cases were reported nationwide from 1 January to 10 February, 2018. This is 41% lower compared to the same period last year, in which 18,731 cases were reported.

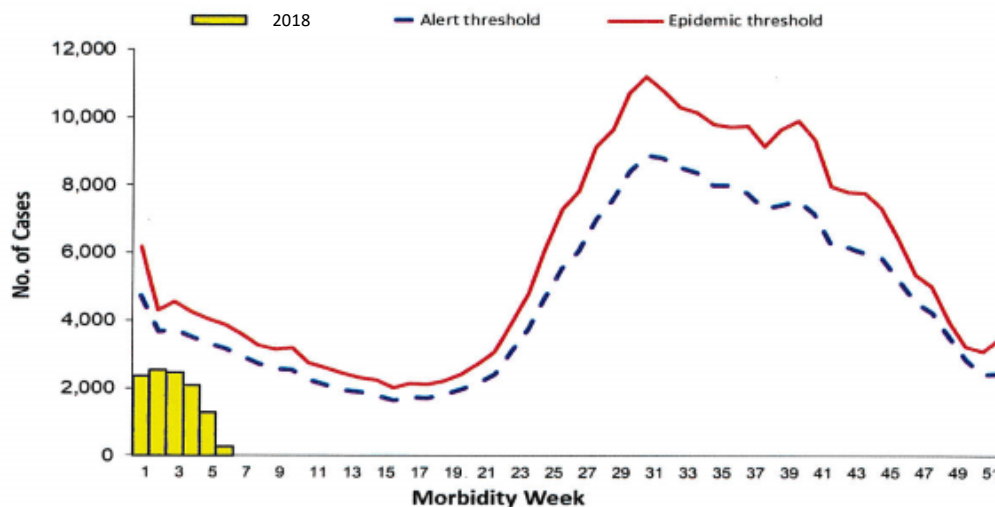


Figure 5: Number of Dengue cases per morbidity week in 2018, Philippine Integrated Diseases Surveillance and Response, Public Health Surveillance Division, MOH, Philippines

Singapore

As of 17 February 2018, there were 28 dengue cases reported in Singapore. This is lower than the number of reported cases during the same period since 2013 (Figure 6).

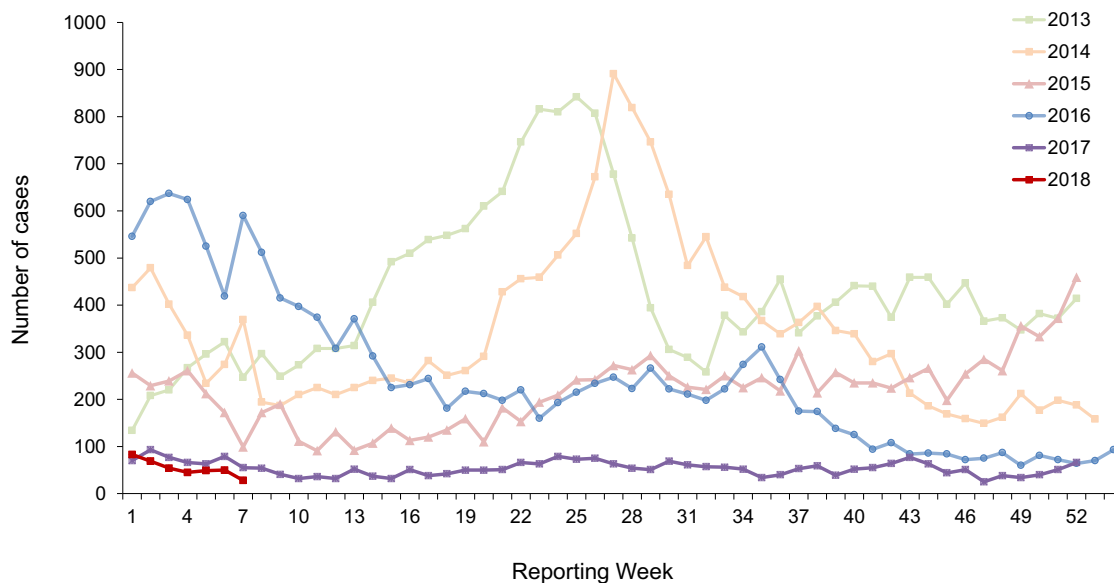


Figure 6: Number of Dengue cases per week, 2013-2018 Communicable Diseases Division, Ministry of Health, Singapore

Viet Nam

As of 18 February 2018, there were 8,667 cases of dengue with no deaths reported in Viet Nam. Compared to the same period in 2017 (13,447 cases and zero deaths), the cumulative number of cases decreased by 36%. During week 7 (12 to 18 Feb), there were 525 cases from 35 out of 63 provinces, with no deaths reported.

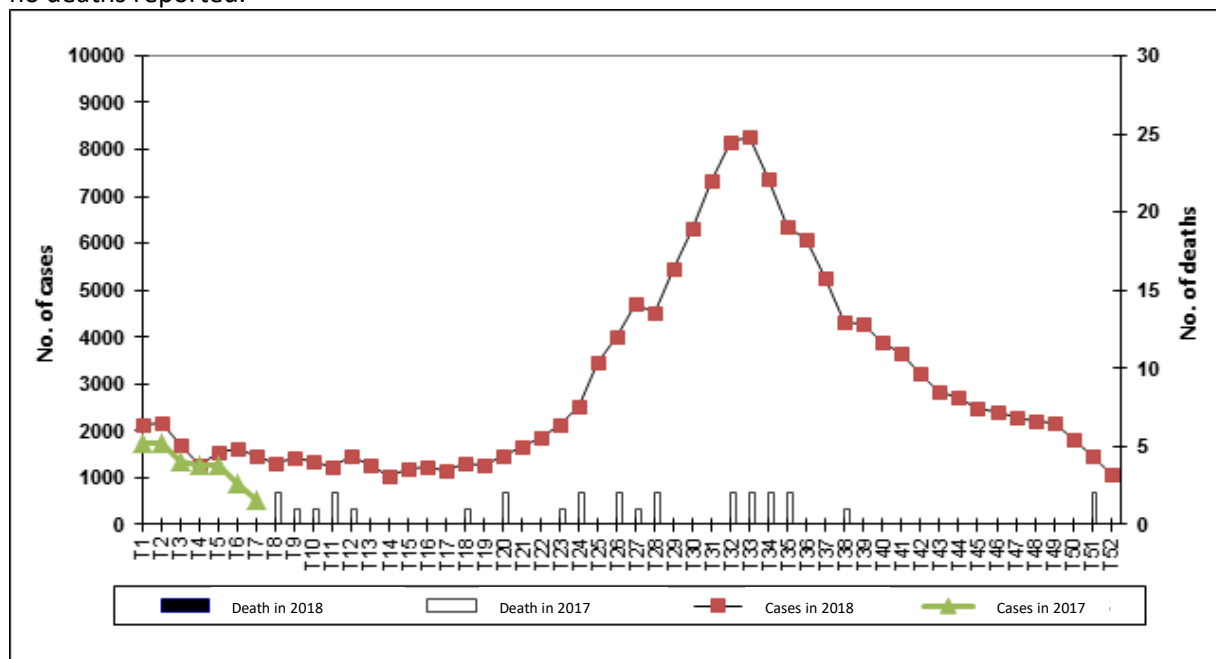


Figure 7: Number of dengue admitted cases and deaths reported by week in 2018 compared to 2017, as of week 7, 2018

Southern Hemisphere

Australia

As of 26 February 2018, there were 117 cases of dengue virus infection reported in Australia. The number of cases is lower than that reported during the same period in previous years (2013-2017) (Figure 8).

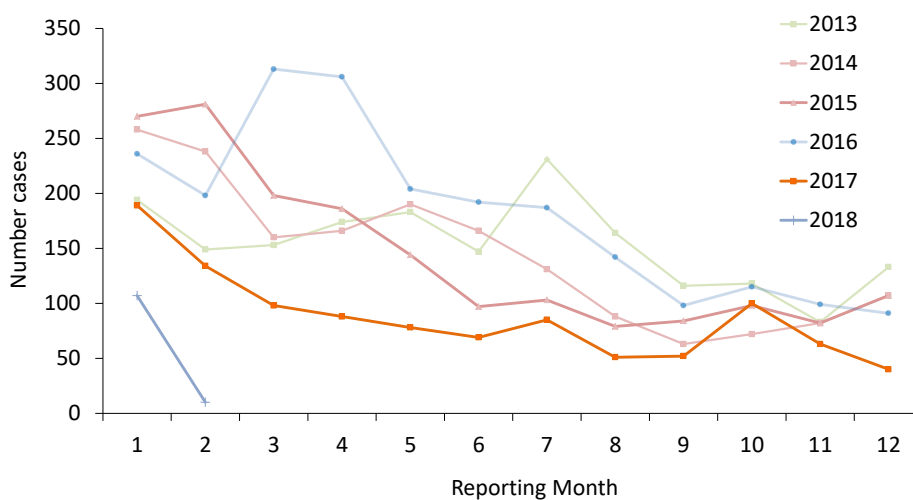


Figure 8: Number of reported laboratory-confirmed Dengue cases per month, 2013-2018 Department of Health, Australia

Pacific Islands Countries and Areas

French Polynesia

In week 5 and 6, a total of 34 confirmed dengue cases were reported in 2018. Among these, 44% were children under 15 years of age, and 21 cases (62%) were confirmed as DENV-1 infection.

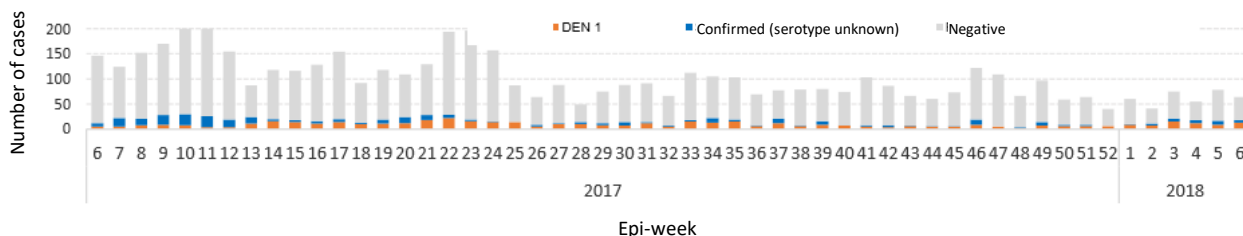


Figure 9: Number of samples and confirmed cases of dengue per week (all laboratories), 2017-2018
Centre for Occupational Health and Public Safety, French Polynesia

New Caledonia

As of 22 February 2018, a total of 133 dengue cases were reported in 2018 (Figure 10). Among 95 subtyped cases, 71 cases were confirmed as DENV-2 infection, 22 as DENV-1, and 2 as DENV-3. Nine cases were hospitalized.

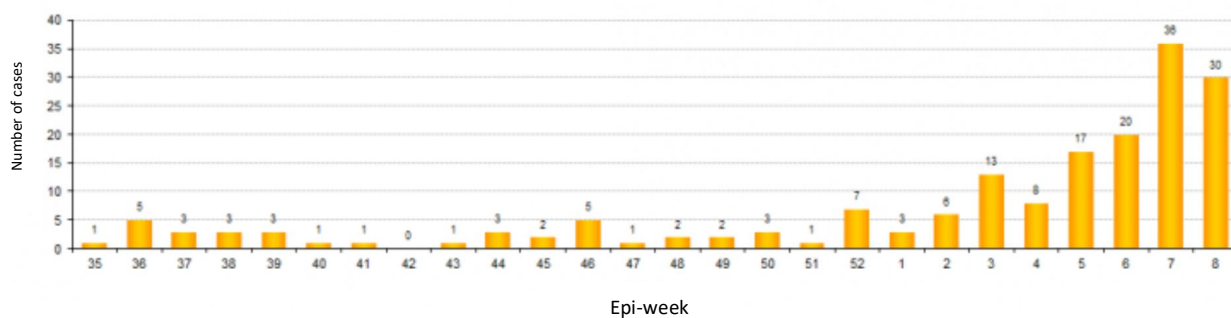


Figure 10: Number of clinical and confirmed cases of dengue per week in 2017-2018,
Department of Health and Social Affairs, New Caledonia