

Update on the Dengue situation in the Western Pacific Region

Northern Hemisphere

Cambodia

As of 17 April 2018, a total of 408 suspected dengue cases have been reported in Cambodia. In weeks 14 and 15, there were 45 and 48 new suspected dengue cases, respectively. In weeks 14 and 15, the total number of reported dengue cases was below the three year-threshold (2015-2017) for the same period (Figure 1).

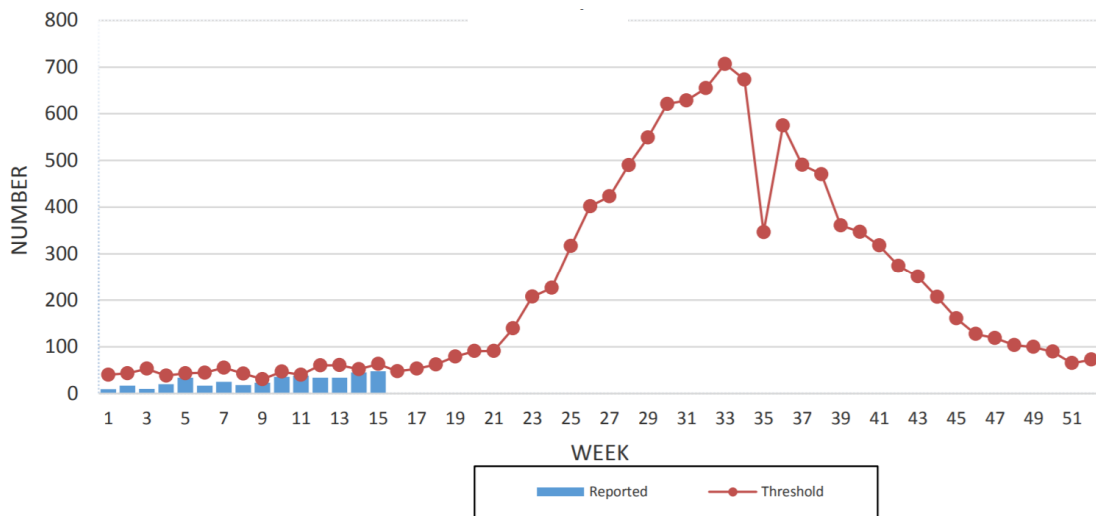


Figure 1: Dengue fever, Dengue haemorrhagic fever, and Dengue shock syndrome cases reported weekly in 2018, Ministry of Health, Cambodia

China

As of 31 March 2018, a total of 19 dengue cases were reported in China. The number of reported cases is consistent with trends during the same period observed in the previous three years (Figure 2).

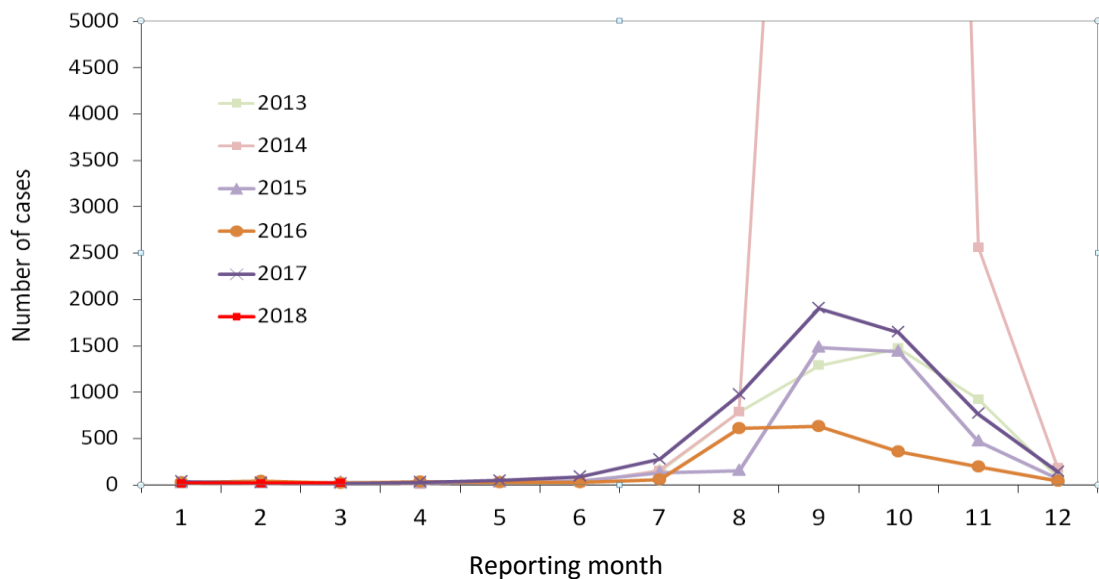


Figure 2: Dengue cases reported monthly in 2013-2018, National Health and Family Planning Commission, China

Lao PDR

During week 15 of 2018, 8 dengue cases were reported. The dengue trend follows seasonal pattern (Figure 3).

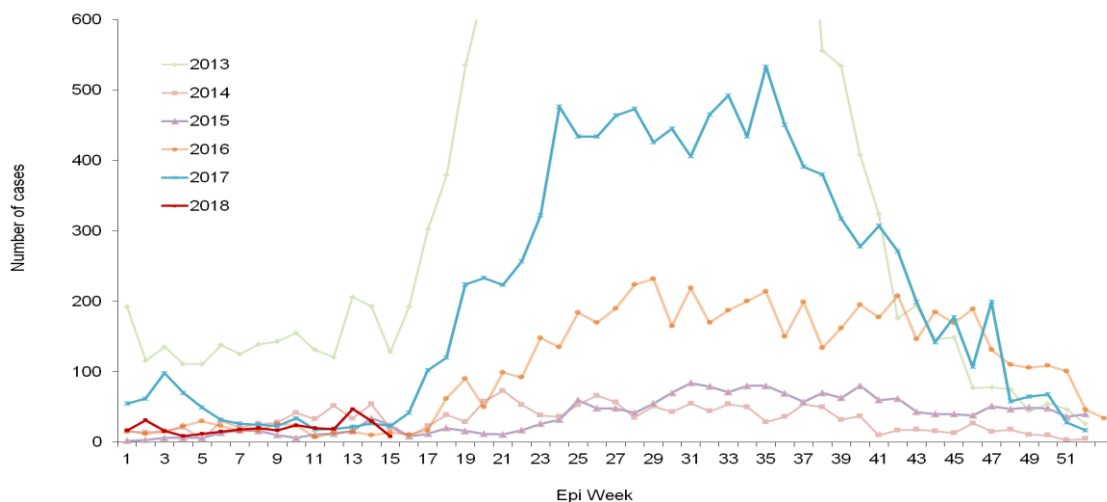


Figure 3: Dengue cases reported weekly in 2013-2018, National Center for Laboratory and Epidemiology, Ministry of Health, Lao PDR

Malaysia

In week 16, 2018, there were 1,248 dengue cases and two deaths reported. The number of cases increased by 19% compared to the previous week (Figure 4).

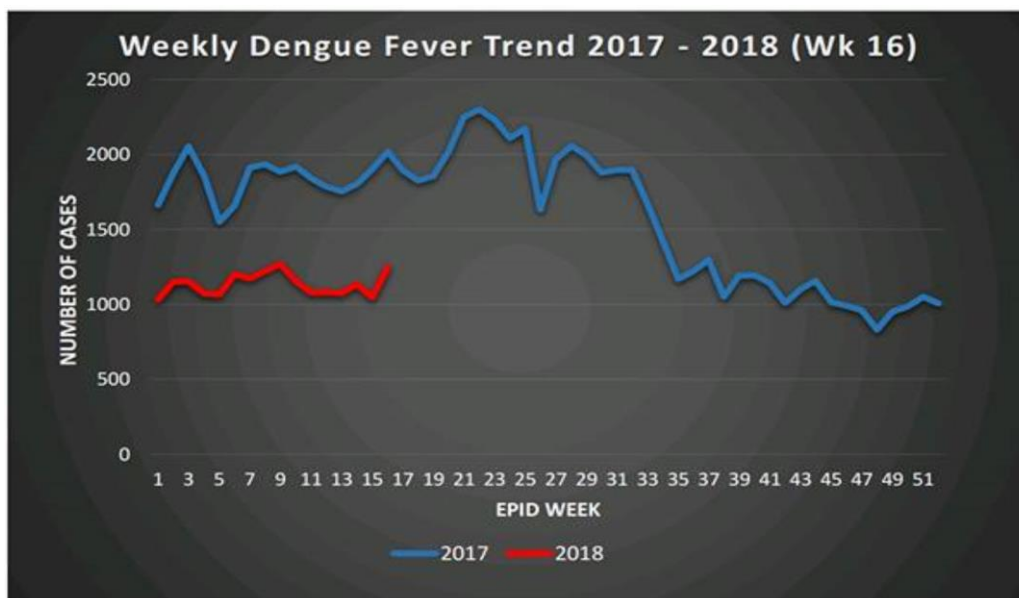


Figure 4: Dengue cases reported weekly in 2017-2018, Department of Health, Malaysia

Philippines

A total of 20,108 dengue cases have been reported nationwide from 1 January to 10 March, 2018 (Figure 5). This is 26% lower compared to the same period in 2017, in which 27,023 cases were reported.

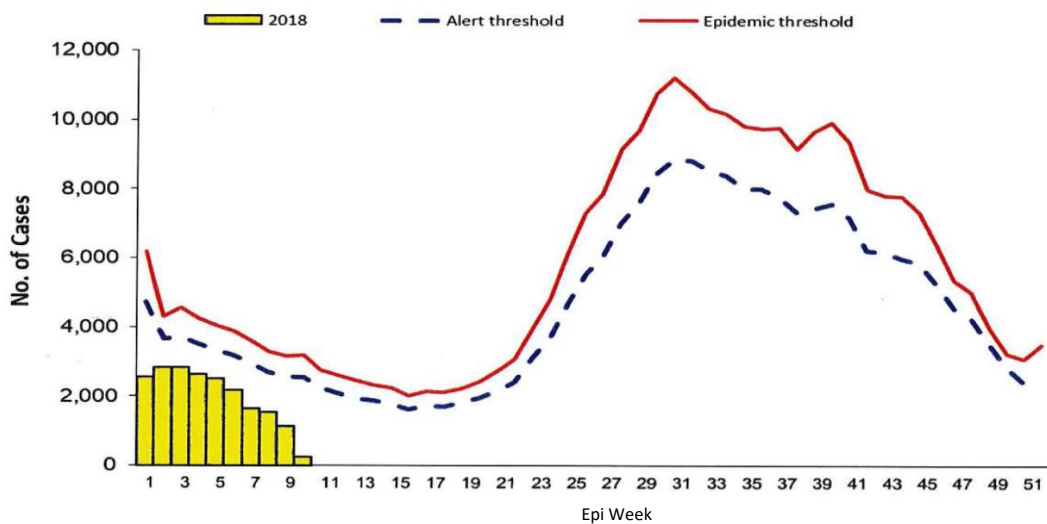


Figure 5: Dengue cases reported weekly in 2018, Philippine Integrated Diseases Surveillance and Response, Public Health Surveillance Division, MOH, Philippines

Singapore

As of 14 April 2018, there were 38 dengue cases reported in Singapore. The number of reported dengue cases remains low and consistent with 2017 (Figure 6).

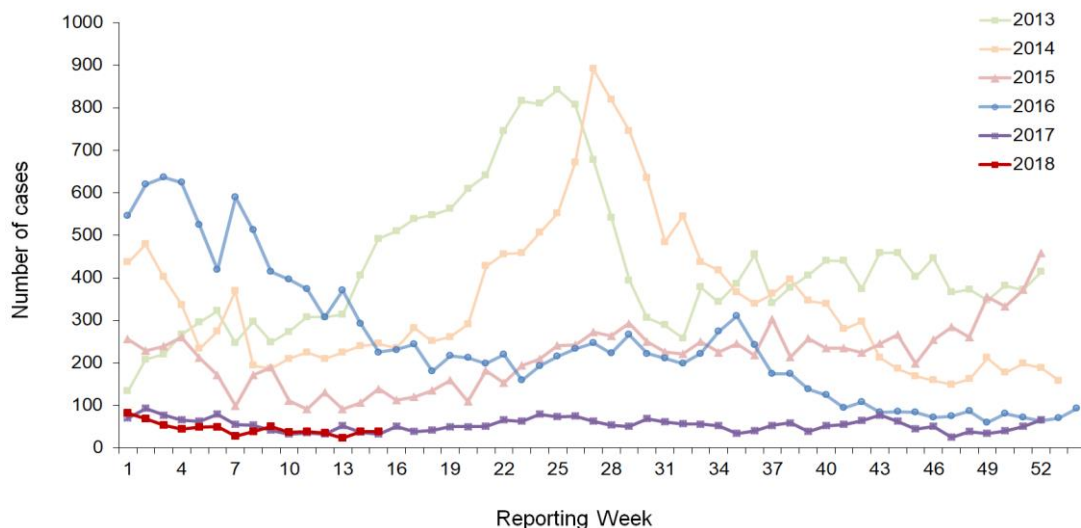


Figure 6: Dengue cases reported weekly in 2013-2018, Communicable Diseases Division, Ministry of Health, Singapore

Viet Nam (no updates)

From 1 January to 8 April 2018, there were 14,754 cases of dengue and four deaths reported in Viet Nam. During week 14 (2 to 8 April), there were 639 cases from 36 out of 63 provinces, including one death (Figure 7).

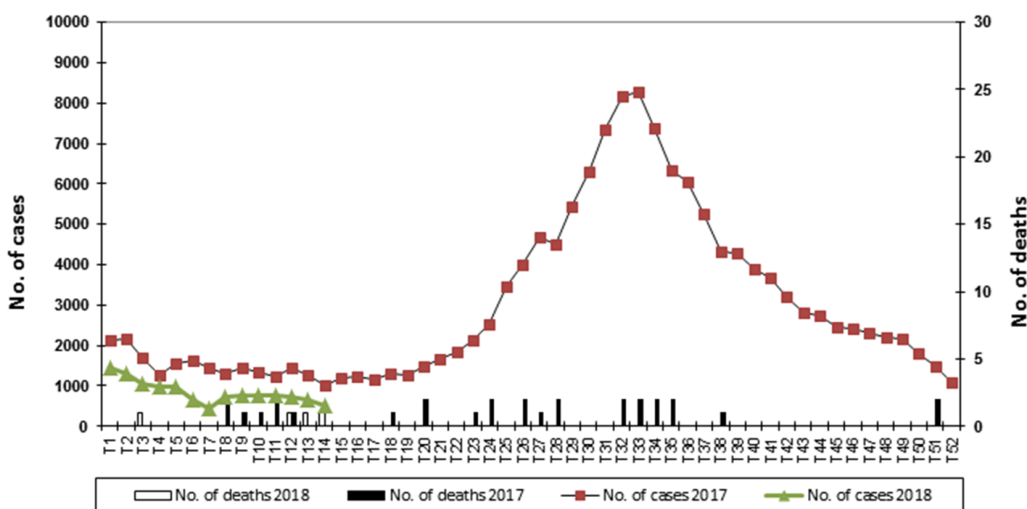


Figure 7: Dengue admissions and deaths reported weekly in 2017-2018, General Department of Preventive Medicine, Ministry of Health, Viet Nam

Southern Hemisphere

Australia

As of 26 April 2018, there were 212 cases of dengue virus infection reported in Australia. The number of cases is lower than that reported during the same period in previous years (2013-2017) (Figure 8).

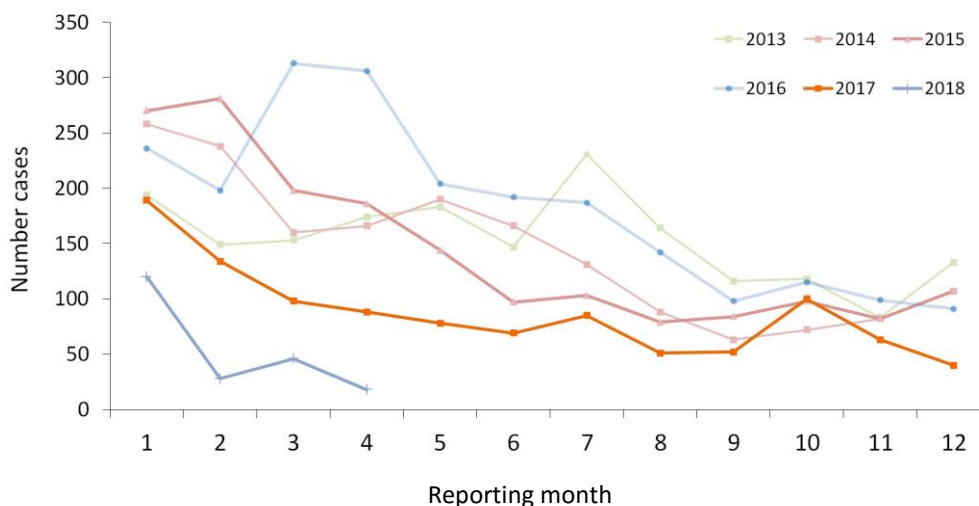


Figure 8: Laboratory-confirmed dengue cases reported monthly in 2013-2018, Department of Health, Australia

Pacific Islands Countries

French Polynesia

In week 13 and 14 in 2018, a total of 22 confirmed and 3 probable dengue cases were reported. Among these, 52% were children under 15 years of age, and 20 cases (91%) were confirmed as DENV-1 infection (Figure 9).

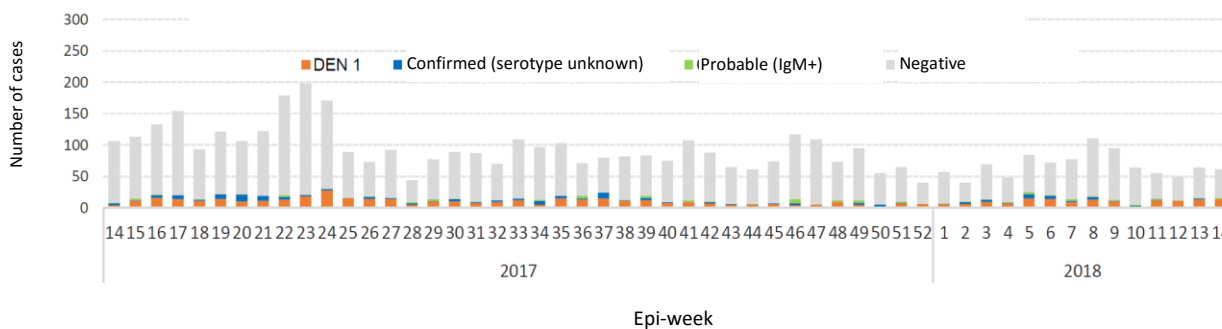


Figure 9: Samples and confirmed cases of dengue reported weekly in 2017-2018, Centre for Occupational Health and Public Safety, French Polynesia

New Caledonia

As of 24 April 2018, a total of 883 dengue cases have been reported (Figure 10). Among 740 typed cases, 602 cases were confirmed as DENV-2 infection, 135 as DENV-1, 2 as DENV-3, and 1 as DENV-4. Sixty-eight cases were hospitalized, and one death was reported in 2018.

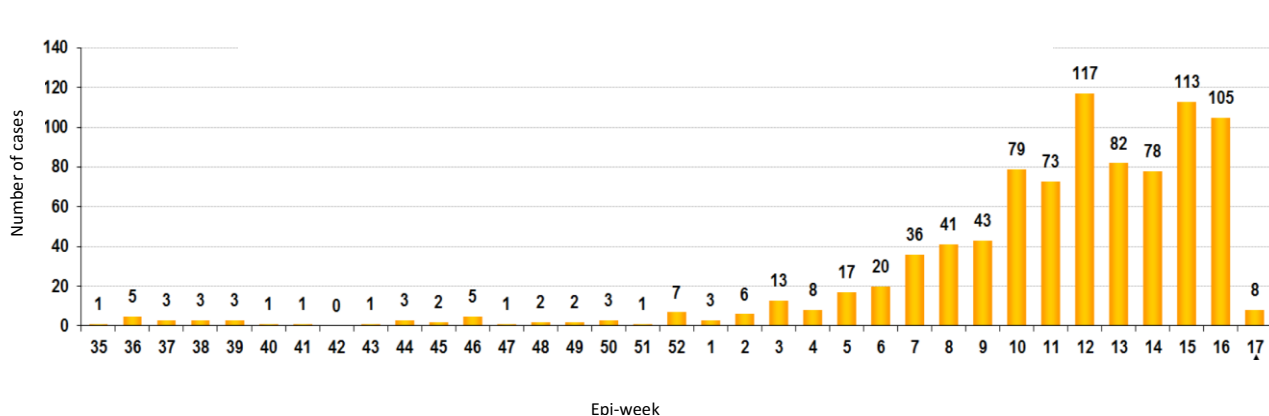


Figure 10: Dengue cases reported weekly in 2017-2018, Department of Health and Social Affairs, New Caledonia