

Update on the Dengue situation in the Western Pacific Region

Northern Hemisphere

Cambodia

As of 12 June 2018, a total of 1,488 suspected dengue cases have been reported in Cambodia. In weeks 22 and 23, 2018, there were 223 and 305 new suspected dengue cases respectively. The number of reported dengue cases continues to increase compared to the previous weeks, and is above the alert threshold level (Figure 1).

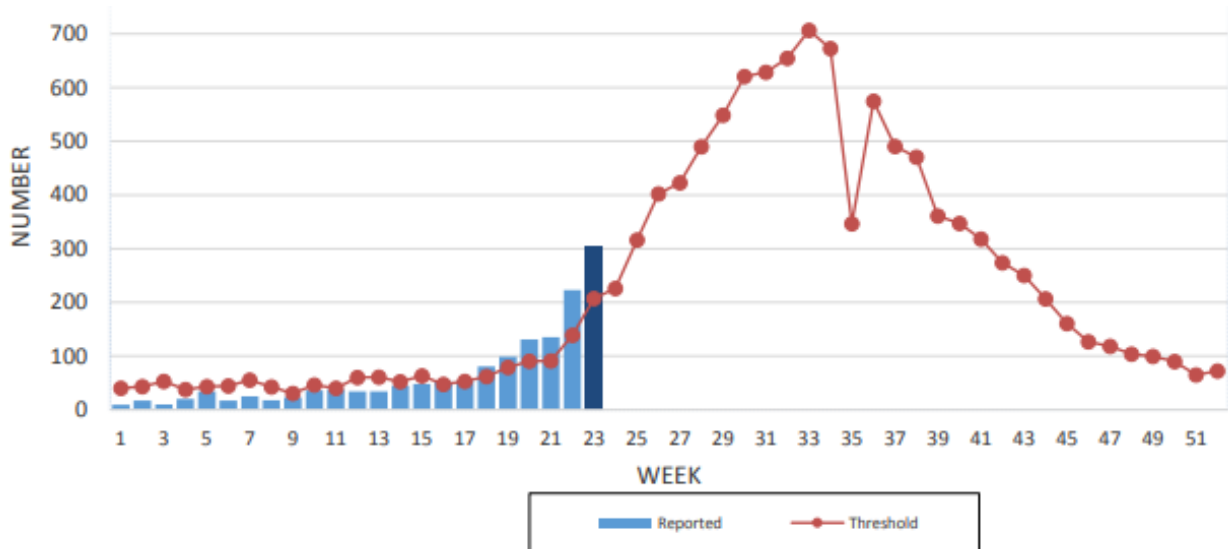


Figure 1: Dengue fever, Dengue haemorrhagic fever, and Dengue shock syndrome cases reported weekly in 2018, Ministry of Health, Cambodia

China

A total of 59 dengue cases were reported in China in May 2018. There have been a cumulative total of 135 cases of dengue fever in 2018. The number of reported cases is consistent with trends during the same period observed in the previous three years (Figure 2).

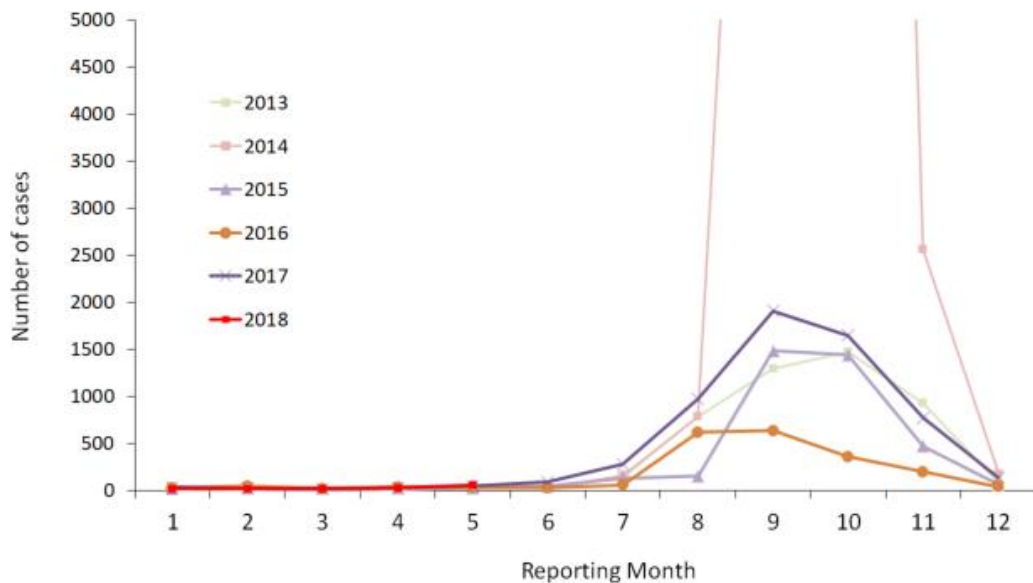


Figure 2: Dengue cases reported monthly in 2013-2018, National Health and Family Planning Commission, China

Lao PDR

In week 23, 2018, there were 142 dengue cases, with no deaths reported. There have been a cumulative total of 849 dengue cases reported since the start of 2018. Dengue cases are increasing, consistent with seasonal trends from previous years (Figure 3).

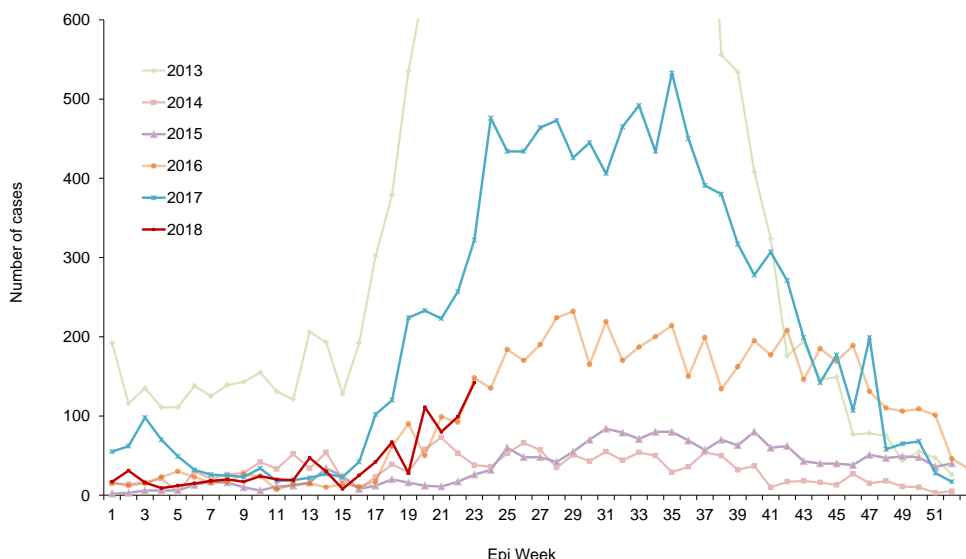


Figure 3: Dengue cases reported weekly in 2013-2018, National Centre for Laboratory and Epidemiology, Ministry of Health, Lao PDR

Malaysia

In week 23, 2018, there were 1,658 dengue cases, with a cumulative total of 27,103 cases reported in 2018. The number of cases increased by 22.8% compared to the previous week (Figure 4). There were two deaths reported in week 23, 2018, with a cumulative total of 46 deaths since the start of 2018. This was a 54.5% decrease from the same period in 2017.

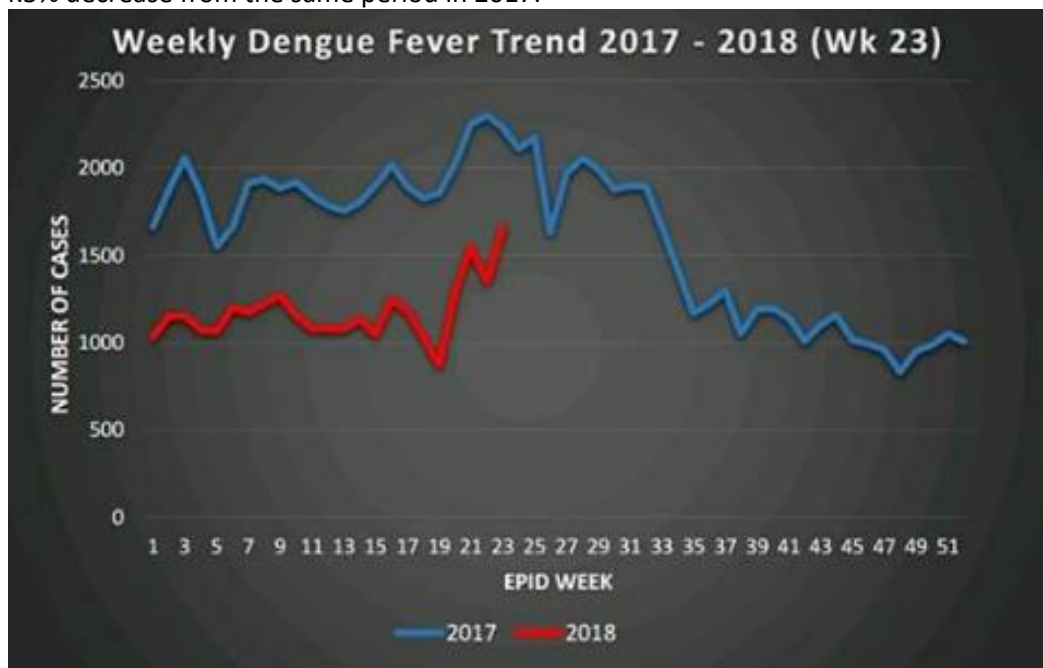


Figure 4: Dengue cases reported weekly in 2017-2018, Department of Health, Malaysia

Philippines (no update)

A total of 20,108 dengue cases have been reported nationwide from 1 January to 10 March, 2018 (Figure 5). This is 26% lower compared to the same period in 2017, in which 27,023 cases were reported.

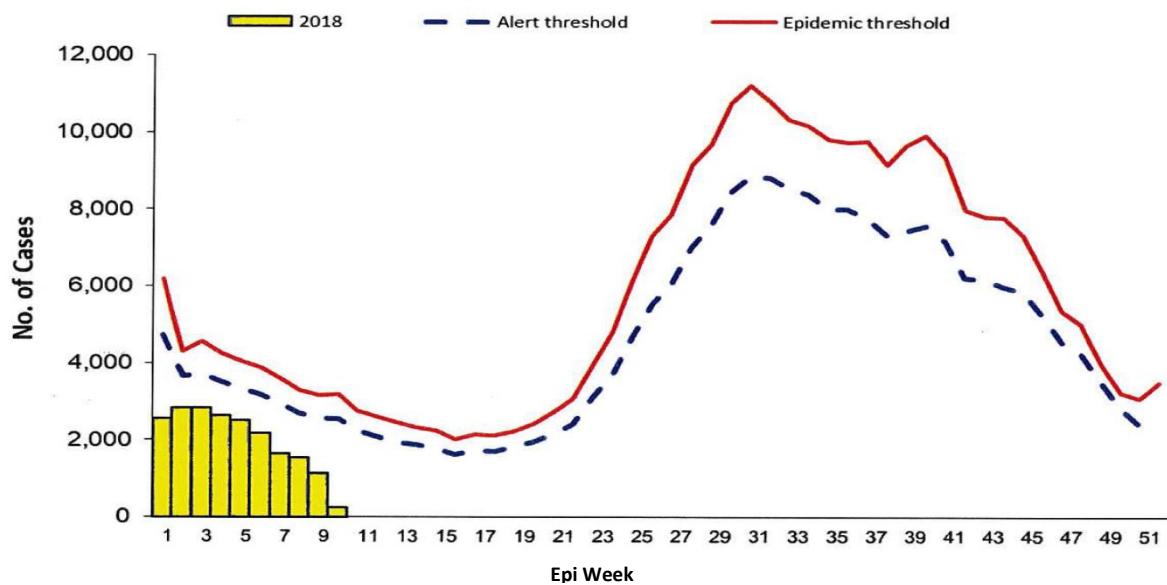


Figure 5: Dengue cases reported weekly in 2018, Philippine Integrated Diseases Surveillance and Response, Public Health Surveillance Division, MOH, Philippines

Singapore

In week 23, 2018, there were 75 cases of dengue fever reported in Singapore, with a total of 1187 cases reported in 2018. The trend of reported dengue cases in 2018 remains low and consistent with 2017 (Figure 6).

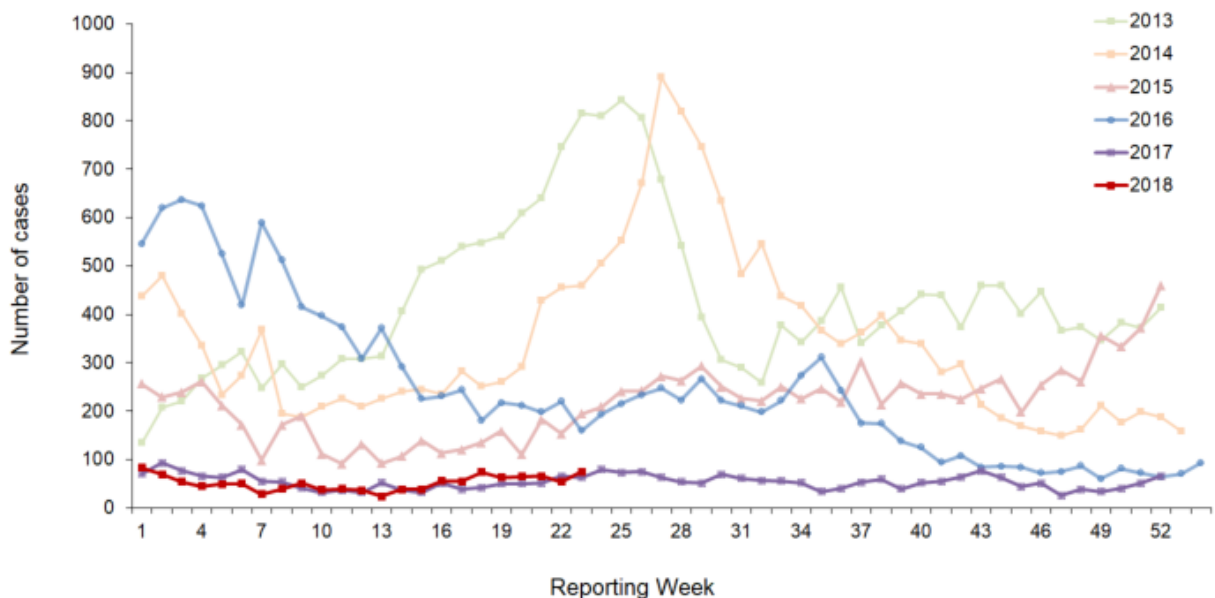


Figure 6: Dengue cases reported weekly in 2013-2018, Communicable Diseases Division, Ministry of Health, Singapore

Viet Nam

There were 972 dengue cases reported from 40 out of 63 provinces in week 23, 2018, which was a 64.4% decrease compared to the same week in 2017. There have been a cumulative total of 22,842 dengue cases since the start of 2018, including five deaths. This was a 42.8% decrease from the same period in 2017 (Figure 7).

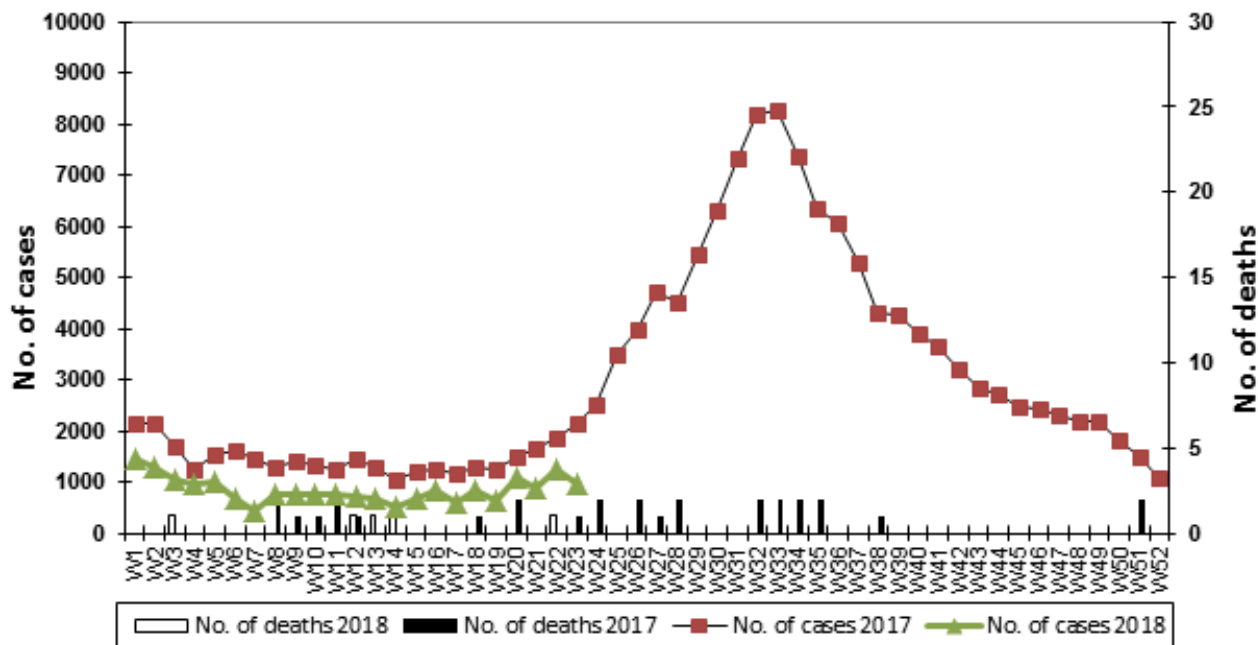


Figure 7: Dengue cases and deaths reported weekly in 2017-2018, General Department of Preventive Medicine, Ministry of Health, Viet Nam

Southern Hemisphere

Australia

As of 21 June 2018, there were a cumulative total of 343 dengue cases reported in Australia, with five in the month of June. The number of cases is lower than that reported during the same period in previous years (2013 – 2017) (Figure 8).

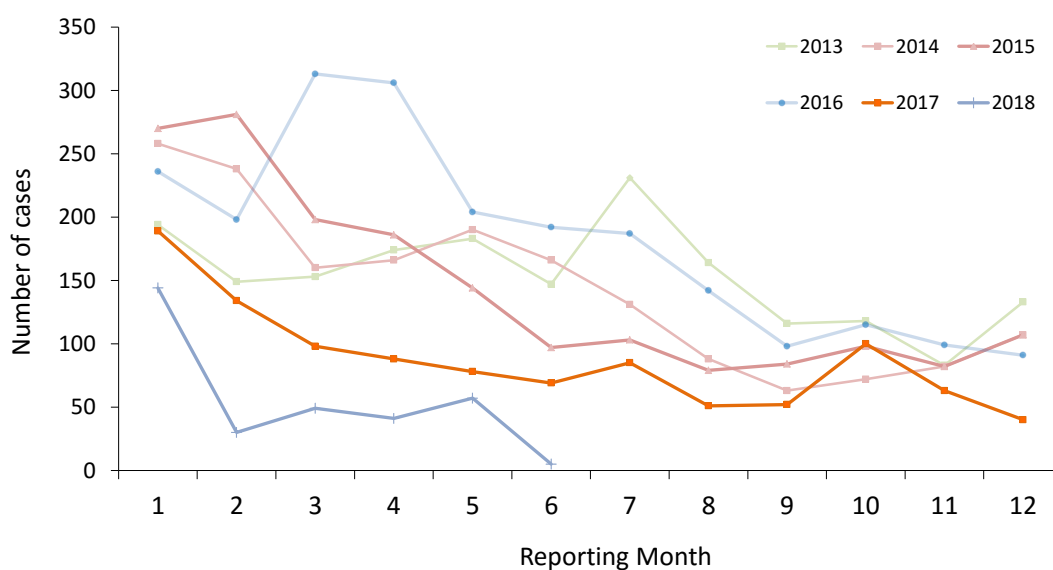


Figure 8: Laboratory-confirmed dengue cases reported monthly in 2013-2018, Department of Health, Australia

Pacific Islands Countries

French Polynesia

In weeks 21 and 22, 2018, there were 9 and 12 cases of dengue reported respectively. Among these, 29% were children under 15 years of age, and 14 cases (67%) were confirmed as DENV-1 infection (Figure 9). An autochthonous case of DENV-2 infection was also reported.

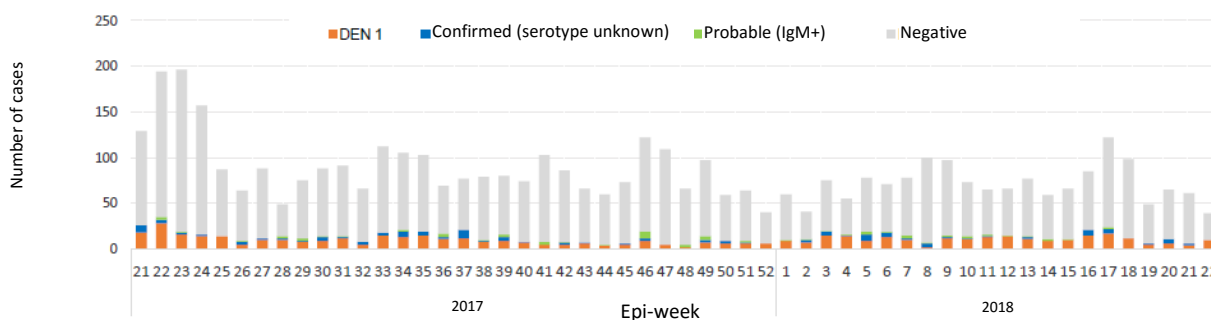


Figure 9: Samples and confirmed cases of dengue reported weekly in 2017-2018, Centre for Occupational Health and Public Safety, French Polynesia

New Caledonia

There were 83 and 41 cases of confirmed dengue in weeks 22 and 23 respectively (Figure 10). As of 14 June 2018, there have been a total of 1,543 dengue cases since the start of 2018. DENV-2 was the predominant circulating serotype, comprising 857 (83%) of 1,031 typed cases.

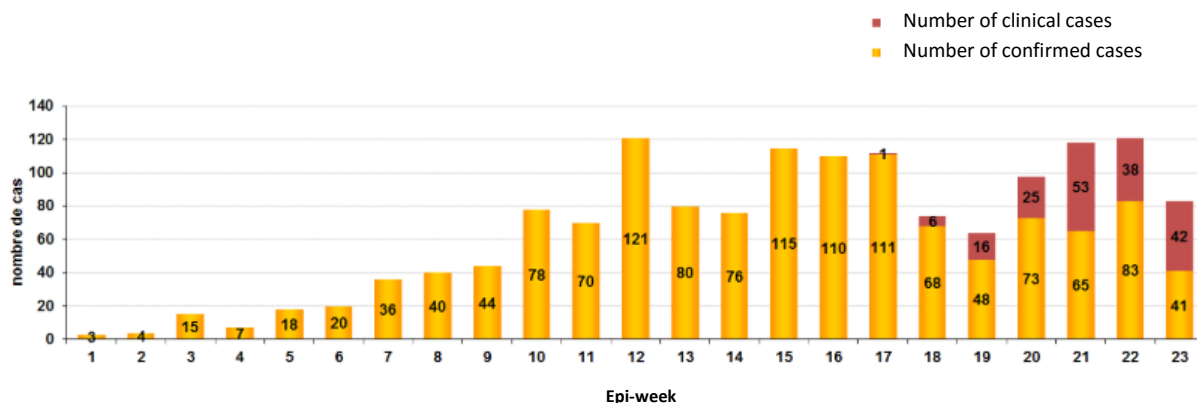


Figure 10: Dengue cases reported weekly in 2018, Department of Health and Social Affairs, New Caledonia