

Update on the Dengue situation in the Western Pacific Region

Northern Hemisphere

Cambodia

As of week 35, 2018, a total of 6 097 suspected dengue cases have been reported in Cambodia. In week 34 and 35, there were 356 and 314 new suspected cases, respectively. The number of suspected dengue cases reported in 2018 remains below threshold level, showing decreasing trend since week 29 (Figure 1).

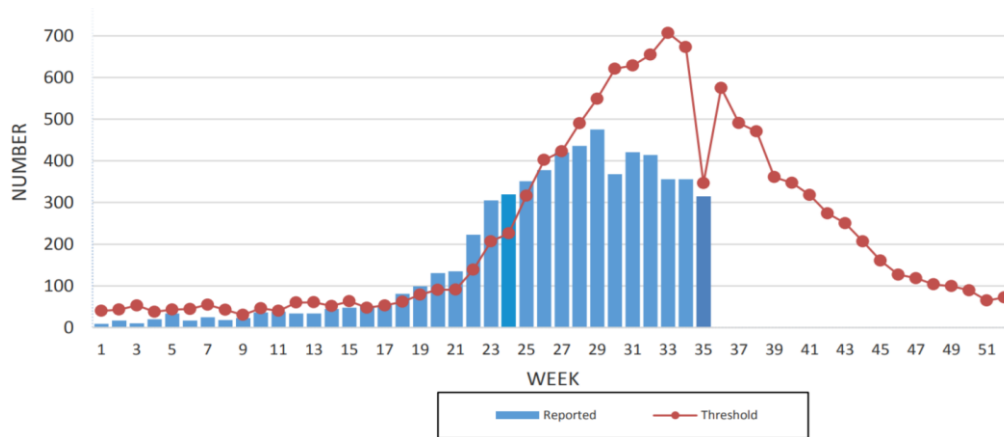


Figure 1: Dengue fever, Dengue haemorrhagic fever, and Dengue shock syndrome cases reported weekly in 2018, Ministry of Health, Cambodia

China

In August, 2018, 482 dengue cases were reported in China. There have been 933 dengue fever cases reported cumulatively in 2018. The number of reported cases is consistent with trends during the same period observed in the previous three years (Figure 2).

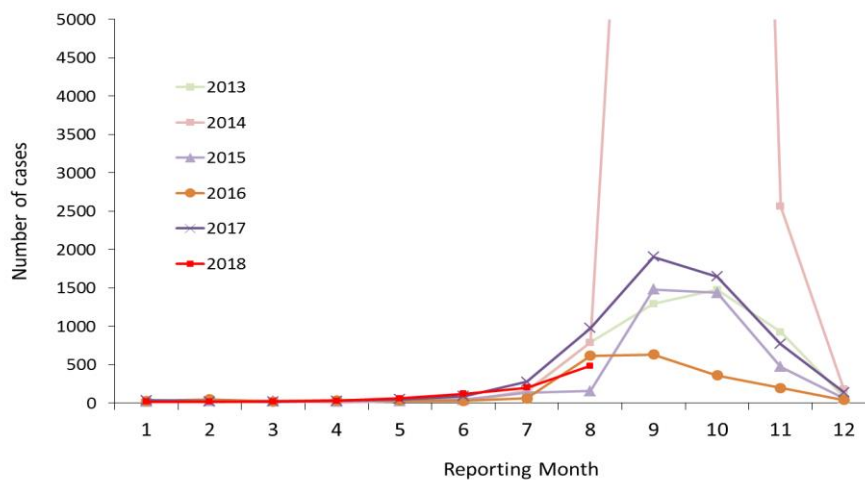


Figure 2: Dengue cases reported monthly in 2013-2018, National Health and Family Planning Commission, China

Lao PDR

In week 34 and 35, a total of 457 dengue cases were reported, bringing the cumulative number of dengue cases so far this year to 4 435 (Figure 3). Dengue activity is remaining stable and expected to continue to decrease following the seasonal trend.

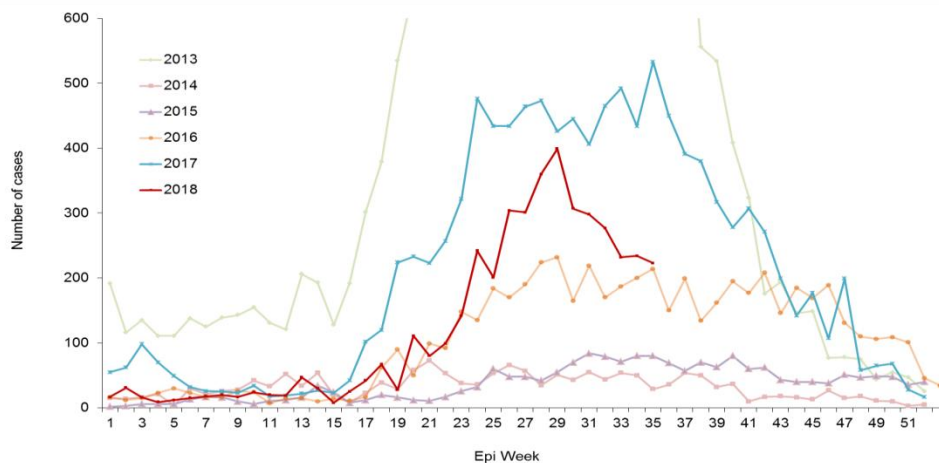


Figure 3: Dengue cases reported weekly in 2013-2018, National Centre for Laboratory and Epidemiology, Ministry of Health, Lao PDR

Malaysia

During week 36, a total of 1 627 dengue cases including four deaths were reported, bringing the cumulative number of cases in 2018 as of 8 September to 51 337 with 81 deaths (Figure 4). Since week 31, the number of cases shows a downward trend and is expected to decline following the seasonal trend.

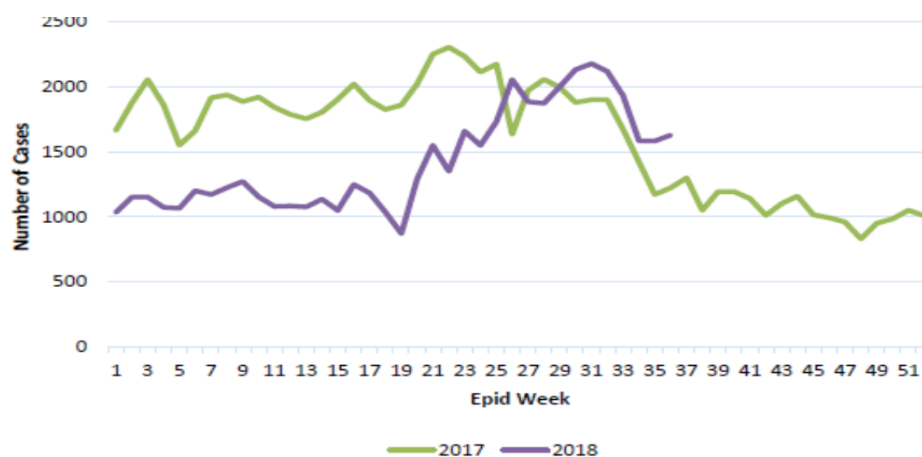


Figure 4: Dengue cases reported weekly in 2017-2018, Department of Health, Malaysia

Philippines

A total of 69 088 dengue cases have been reported nationwide from 1 January to 28 July 2018 (Figure 5). This is similar to the same period in 2017, in which 65 879 cases were reported. The number of cases is consistent with trends of the five-year average.

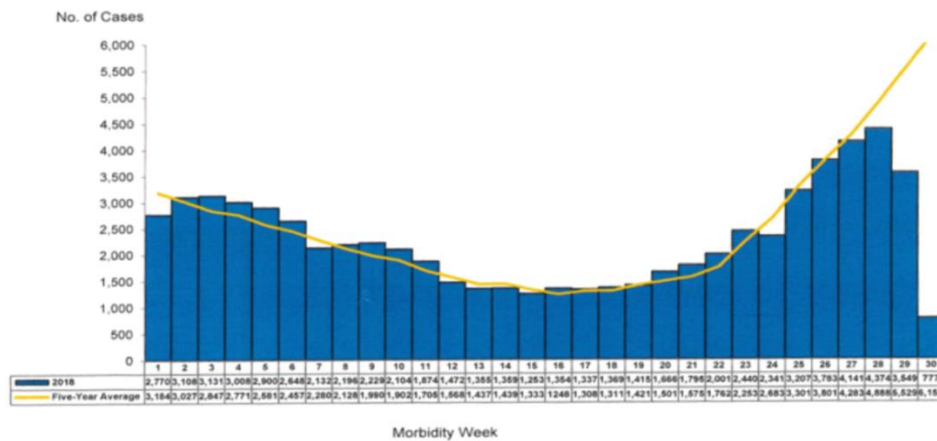


Figure 5: Dengue cases reported from weeks in 2018, Philippine Integrated Diseases Surveillance and Response, Public Health Surveillance Division, MOH, Philippines

Singapore

In week 35, there were 76 dengue cases reported in Singapore, with a total of 1 855 cases reported in 2018. Dengue activity in 2018 remains low, and the trend is similar to 2017 (Figure 6).

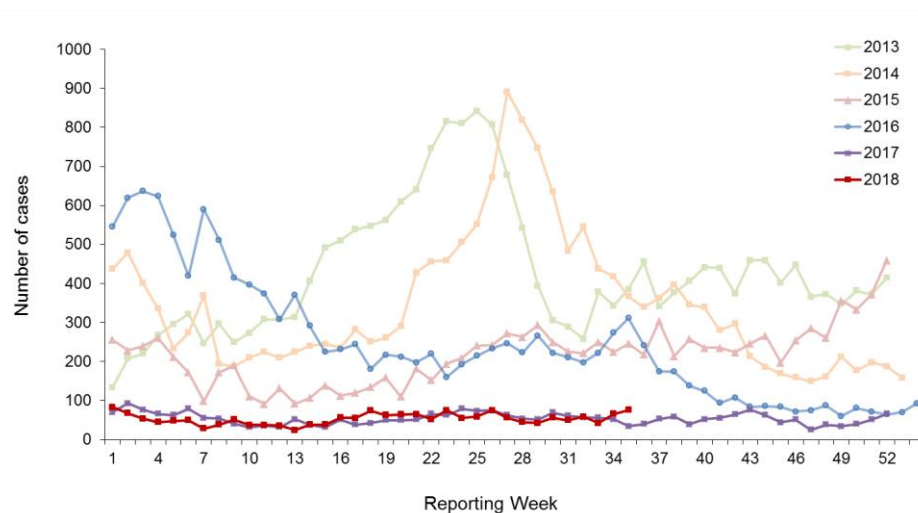


Figure 6: Dengue cases reported weekly in 2013-2018, Communicable Diseases Division, Ministry of Health, Singapore

Viet Nam

During week 34, a total of 2 519 new dengue cases with no deaths were reported from 49 out of 63 provinces, bringing a cumulative total of 48 607 cases with 9 deaths in 2018. Compared to the same period in 2017 (112 905 cases including 29 deaths), a cumulative total number of cases decreased by 56.9% (Figure 7).

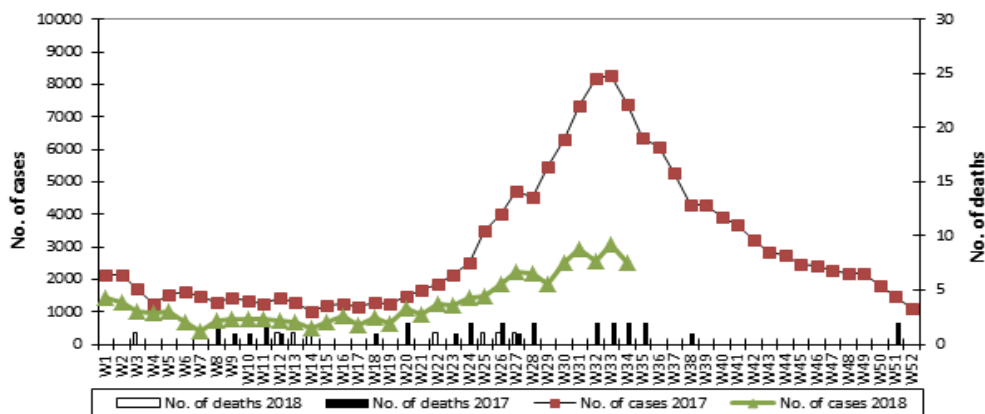


Figure 7: Dengue cases and deaths reported weekly in 2017-2018, General Department of Preventive Medicine, Ministry of Health, Viet Nam

Southern Hemisphere

Australia

As of 12 September 2018, a total of 532 dengue cases have been reported since the beginning of this year in Australia. Fewer cases have been reported to date in 2018 compared to the previous five years (Figure 8).

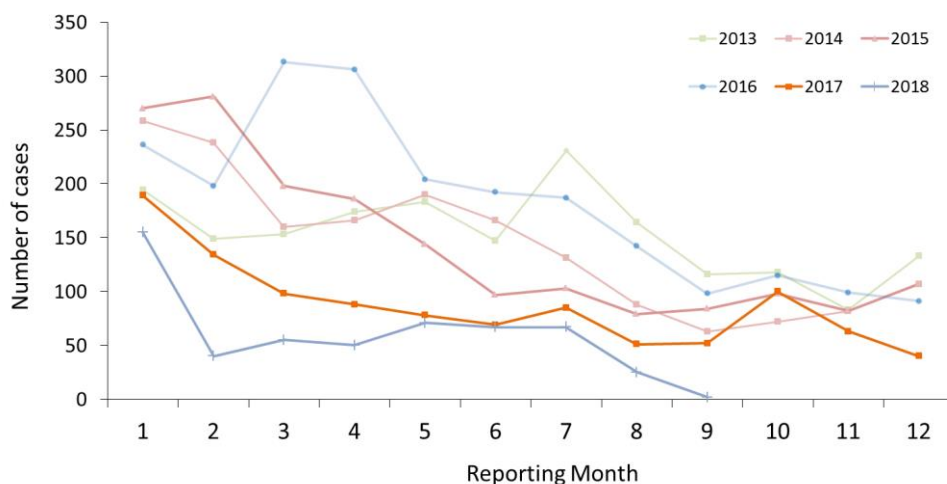


Figure 8: Laboratory-confirmed dengue cases reported monthly in 2013-2018, Department of Health, Australia

Pacific Islands Countries

French Polynesia

In week 33 and 34, there were 18 and 21 dengue cases reported, respectively. Of these, 22 cases were confirmed as DENV-1 infection (Figure 9), and 28.2% were children under 15 years of age.

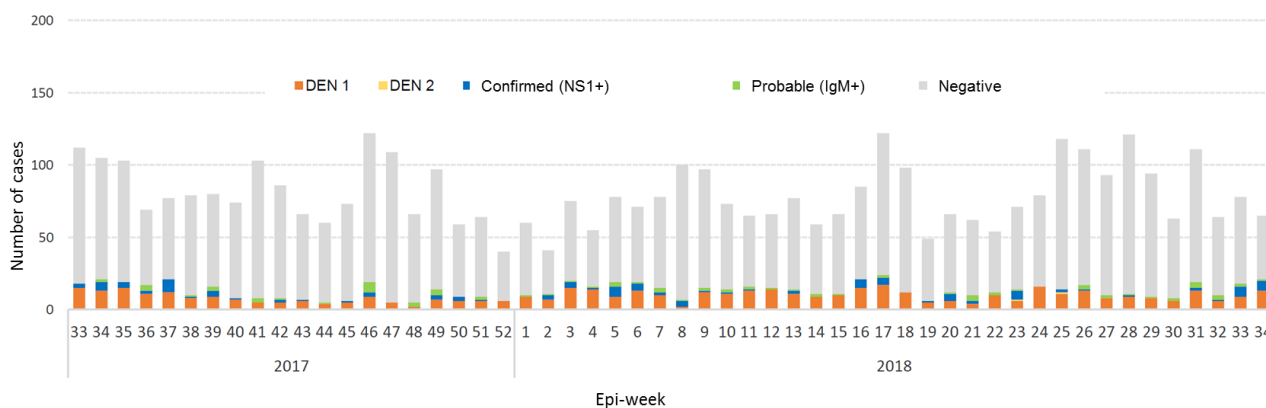


Figure 9: Samples and confirmed cases of dengue reported weekly in 2017-2018, Centre for Occupational Health and Public Safety, French Polynesia

New Caledonia

As of 7 September, there has been a total of 1 855 dengue cases including two deaths reported since the beginning of 2018 (Figure 10), a downward trend has been seen from week 23 onward. DENV-2 was the predominant circulating serotype, comprising 1 051 (85%) of 1 236 typed cases.

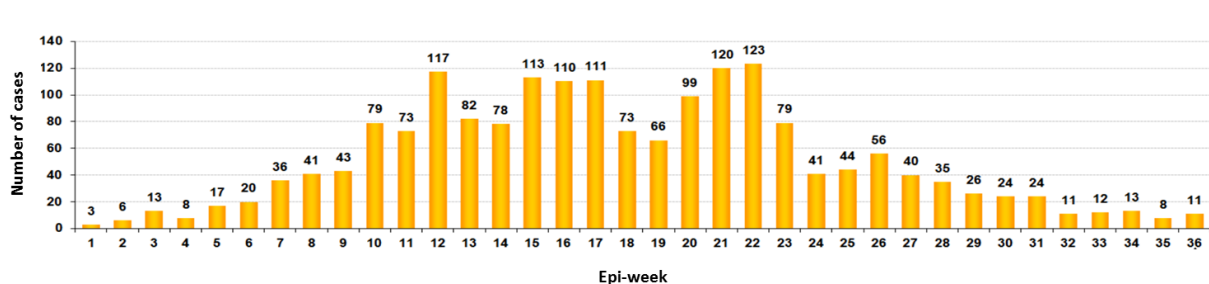


Figure 10: syndromic and confirmed dengue cases reported by weekly from 1 January 2018, Network of sentinel physicians, New Caledonia