

Surveillance summary in the Western Pacific Region

This surveillance summary includes information from countries and areas where transmission of Hand, Foot, and Mouth Disease (HFMD) occurs and case counts are routinely reported.

Northern Hemisphere

China

As of 31 December 2016, a total of 2,468,174 cases of HFMD including 220 deaths were reported in China in 2016. From 1 to 31 December, 145,558 cases were reported, lower than the number reported in November (n=217,754). The number of HFMD cases reported monthly in 2016 follows the seasonal pattern observed in 2012 to 2015 (Figure 1).

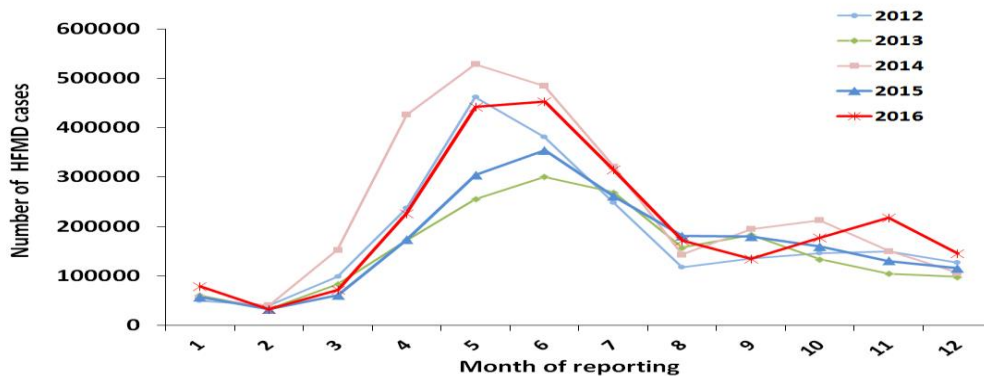


Figure 1: HFMD cases reported monthly 2012-2016, National Health and Family Planning Commission, China

Japan

As of 06 January 2017 (week 52), there have been 69,121 HFMD cases reported in 2016. The number of HFMD cases in week 1 of 2017 was 515 compared with 739 cases reported in the previous week (week 52). HFMD activity has continued to decrease since week 40 of 2016 (Figure 2).

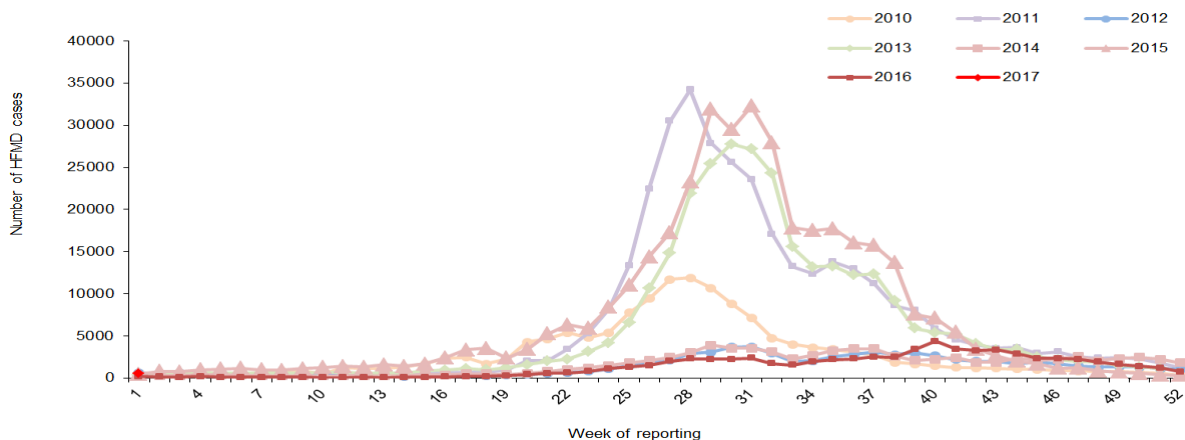


Figure 2: HFMD cases reported weekly by sentinel sites 2010-2017, National Institute of Infectious Diseases, Japan

Republic of Korea

The weekly number of reported HFMD cases from sentinel sites remains at low levels. In week 1 of 2017, the number of HFMD cases per 1,000 consultations was 0.6, which was slightly higher than the rate of 0.5 cases per 1,000 consultations recorded in the previous week (Figure 3).

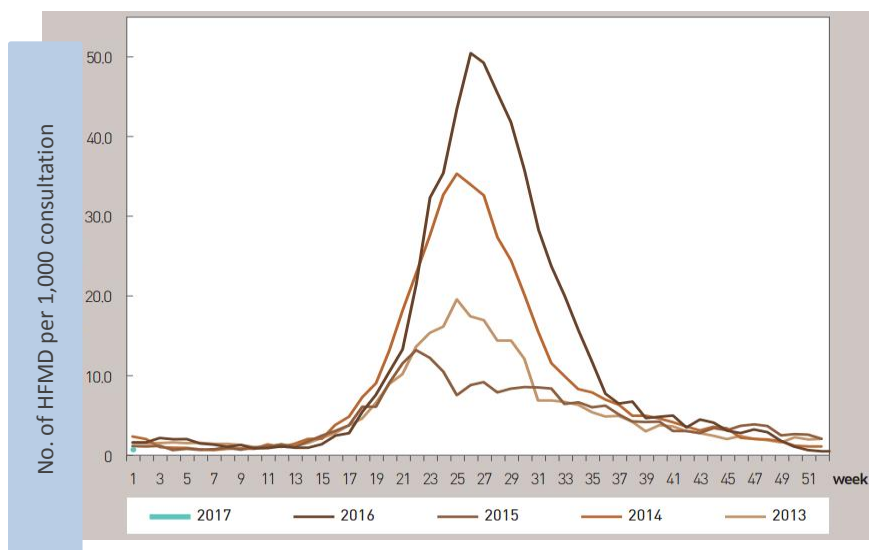


Figure 3: HFMD per 1,000 consultations reported weekly by sentinel sites 2013-2017, Korea Centers for Disease Control and Prevention, Korea

Countries/regions in the tropical zone

Hong Kong SAR (China)

As of 31 December 2016, a total of 776 hospital admissions for HFMD have been reported from sentinel sites in 2016. In week 1 of 2017, the number of cases requiring hospitalisation was 5, which is a lower than the number of cases reported in week 50 (Figure 4).

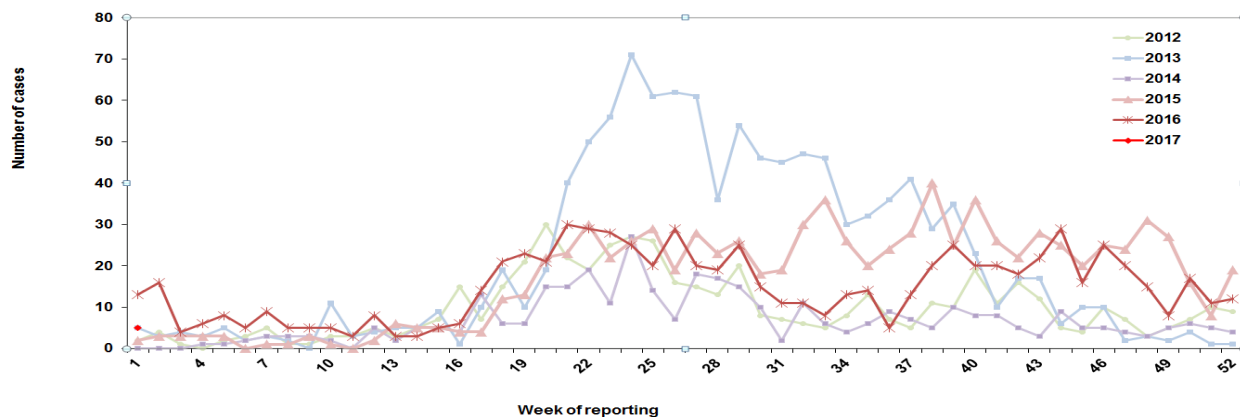


Figure 4: HFMD cases admitted to hospital reported weekly by sentinel sites 2012-2017, Hong Kong Centre for Health Protection, China

Macau SAR (China)

In 2016, there have been 3,808 cases of HFMD reported in Macau SAR. In week 1, 2017, there were 25 cases of HFMD reported, which is a decline since week 50, 2016. The number of cases in week 1 is similar to the reported number of cases (31 cases) in the same week of 2015 (Figure 5).

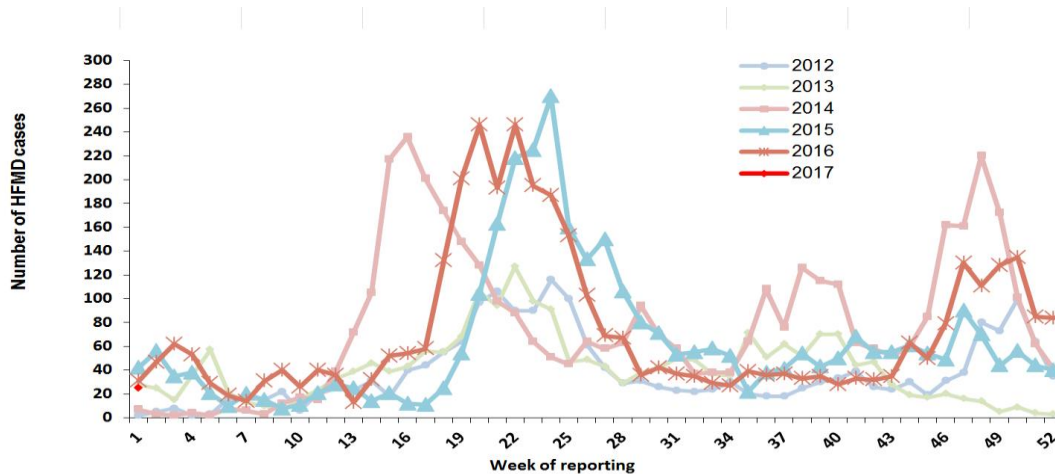


Figure 5: HFMD cases reported weekly 2012-2017, Macau Centre for Disease Control and Prevention, China

Singapore

As of week 52 2016, a total of 42,147 cases of HFMD have been reported in Singapore in 2016. In week 1, 2017 there were 501 cases reported, representing a declining trend in activity but a higher number of cases than that (418) of the same week in 2016 (Figure 6).

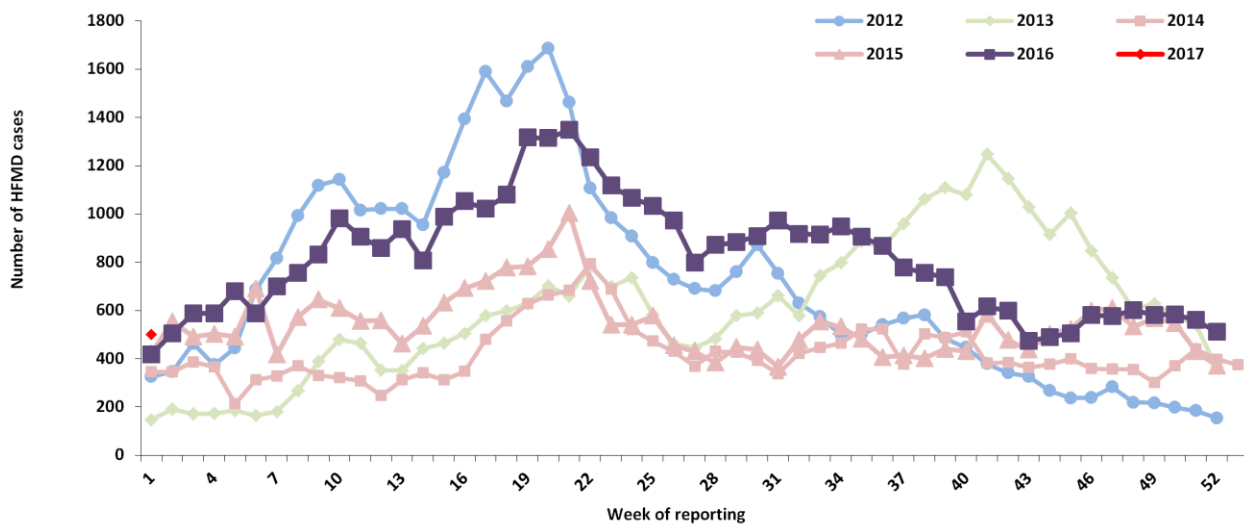


Figure 6: HFMD cases reported per week 2012-2017, Ministry of Health, Singapore

Viet Nam

As of 25 December 2016, there were 48,866 cases of HFMD and one death reported in Viet Nam in 2016. In week 52, 590 cases were reported with no deaths. The number of cases has been decreasing since week 43, following a similar trend to the previous year (Figure 7).

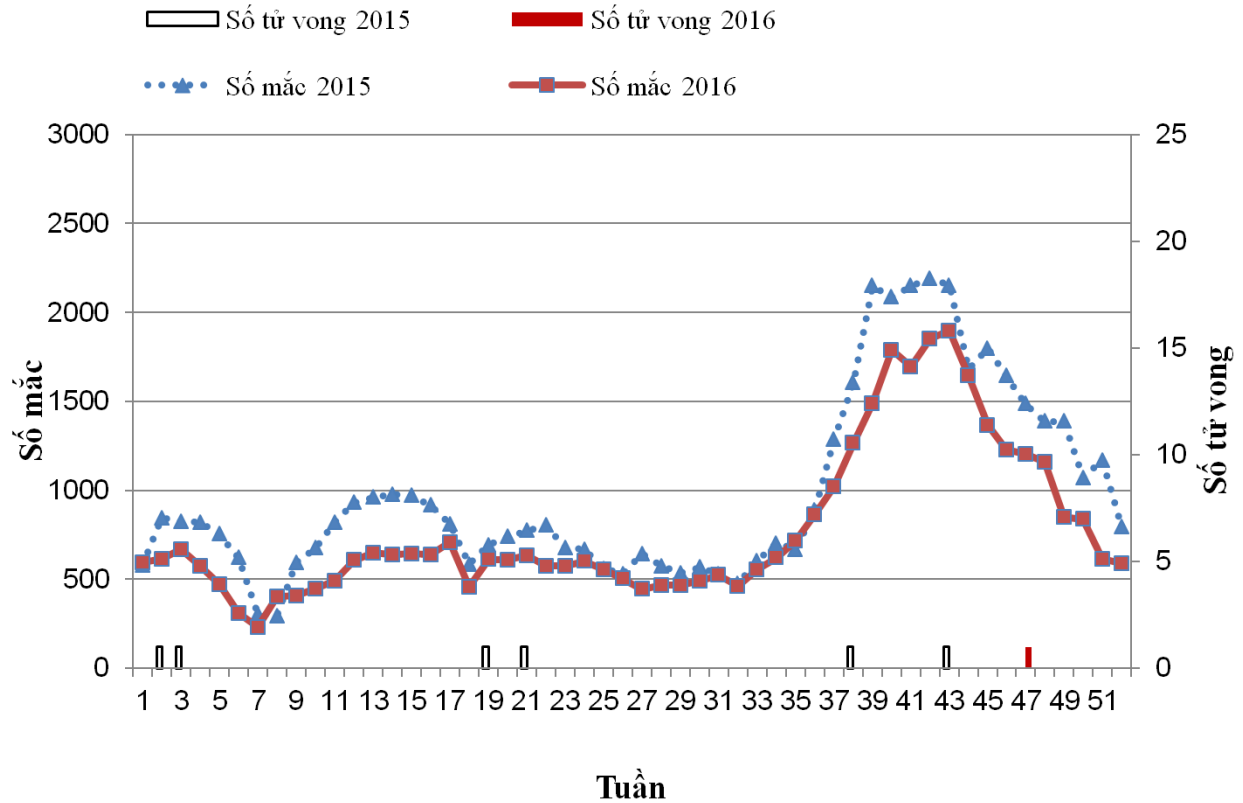


Figure 7: HFMD cases and deaths reported per week 2015-2016, the General Department of Preventive Medicine, Ministry of Health, Viet Nam