

Surveillance summary in the Western Pacific Region

This surveillance summary includes information from countries and areas where transmission of Hand, Foot, and Mouth Disease (HFMD) occurs and case counts are routinely reported.

Northern Hemisphere

China (No update)

As of 31 December 2016, a total of 2,468,174 cases of HFMD including 220 deaths were reported in China in 2016. From 1 to 31 December, 145,558 cases were reported, lower than the number reported in November (n=217,754). The number of HFMD cases reported monthly in 2016 follows the seasonal pattern observed in 2012 to 2015 (Figure 1).

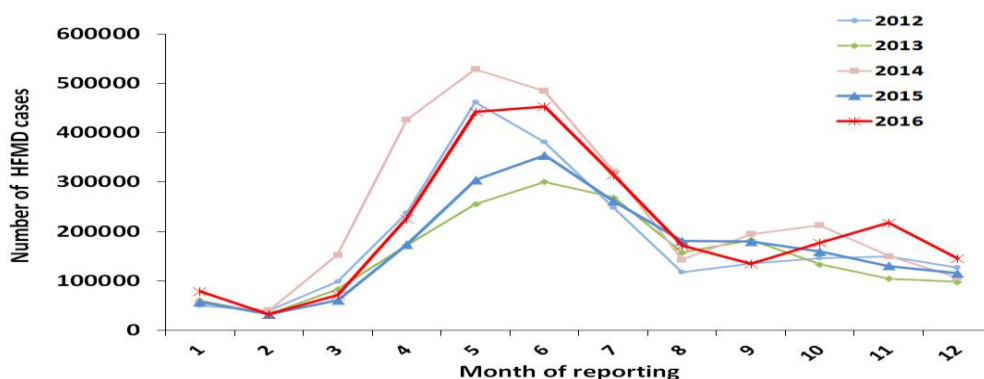


Figure 1: HFMD cases reported monthly 2012-2016, National Health and Family Planning Commission, China

Japan

There have been 69,121 HFMD cases reported in 2016. The number of HFMD cases in week 2 of 2017 was 447 compared with 515 cases reported in the previous week (week 1), and remains at low level (Figure 2).

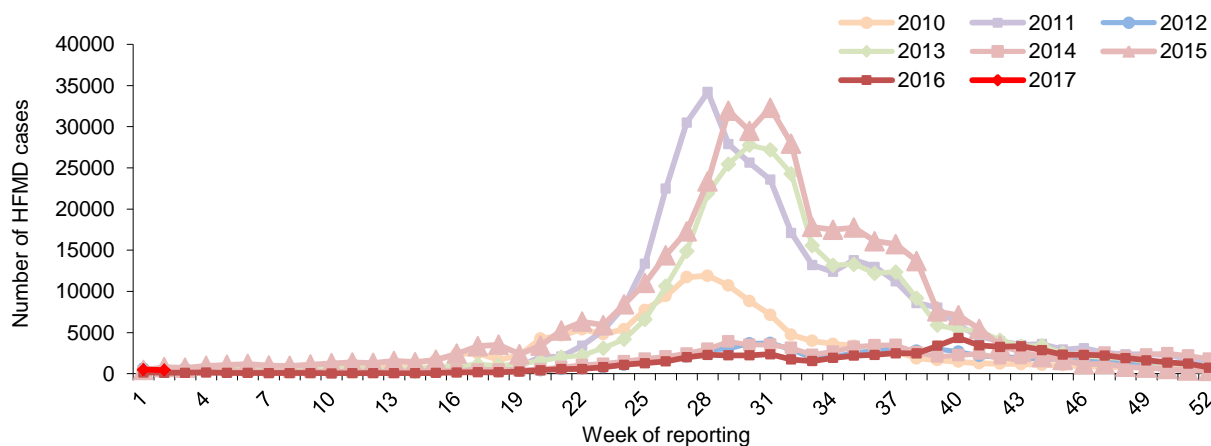


Figure 2: HFMD cases reported weekly by sentinel sites 2010-2017, National Institute of Infectious Diseases, Japan

Republic of Korea

The weekly number of reported HFMD cases from sentinel sites remains at low levels. The third week of 2017, the number of HFMD cases per 1,000 consultations was 0.6, which was similar level to the previous week (Figure 3).

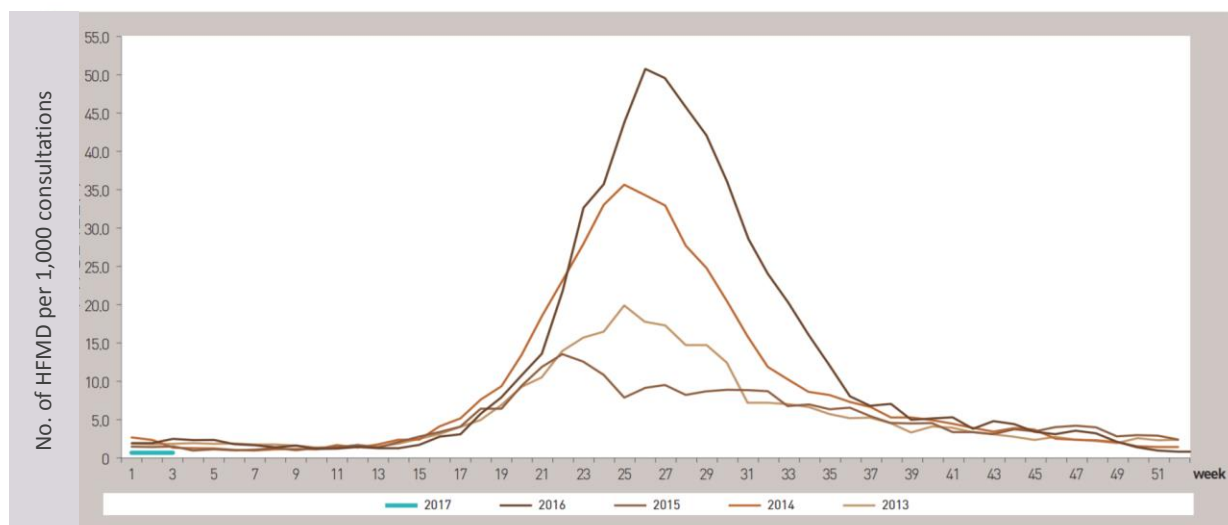


Figure 3: HFMD per 1,000 consultations reported weekly by sentinel sites 2013-2017, Korea Centres for Disease Control and Prevention, Korea

Countries/regions in the tropical zone

Hong Kong SAR (China)

As of 31 December 2016, a total of 776 hospital admissions for HFMD have been reported from sentinel sites in 2016. In week 2 and 3 of 2017, the number of cases requiring hospitalisation was 6 and 2 cases respectively, which is lower than the number of cases reported in week 1 of 2017 (Figure 4).

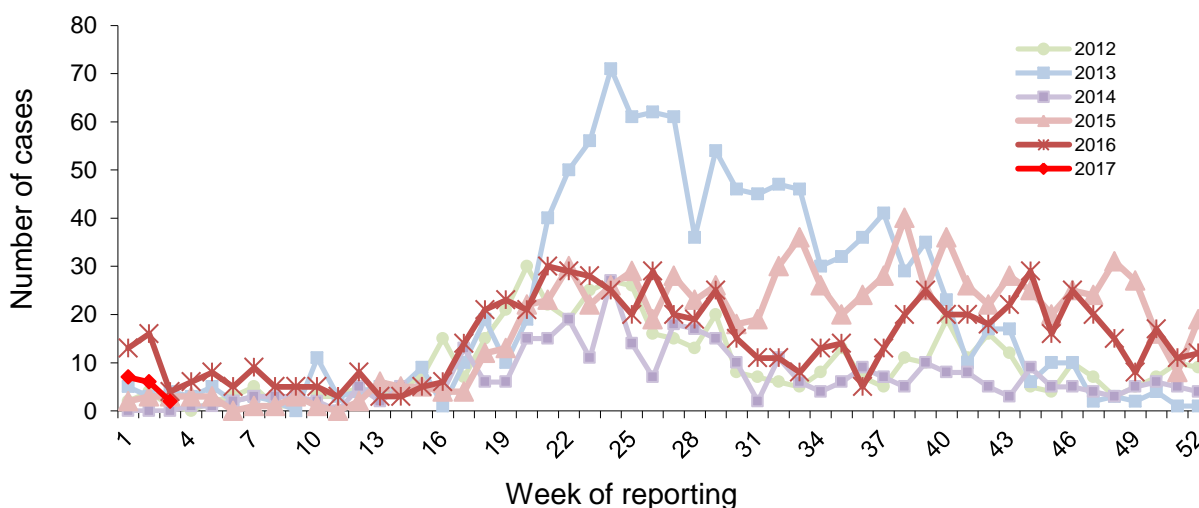


Figure 4: HFMD cases admitted to hospital reported weekly by sentinel sites 2012-2017, Hong Kong Centre for Health Protection, China

Macau SAR (China)

In 2016, there have been 3,808 cases of HFMD reported in Macau SAR. In week 2, 2017, there were 75 cases of HFMD reported, which was higher than those in week 1, but it dropped to 39 cases in week 3, 2017. Overall, the activity of HFMD remains low in 2017 (Figure 5).

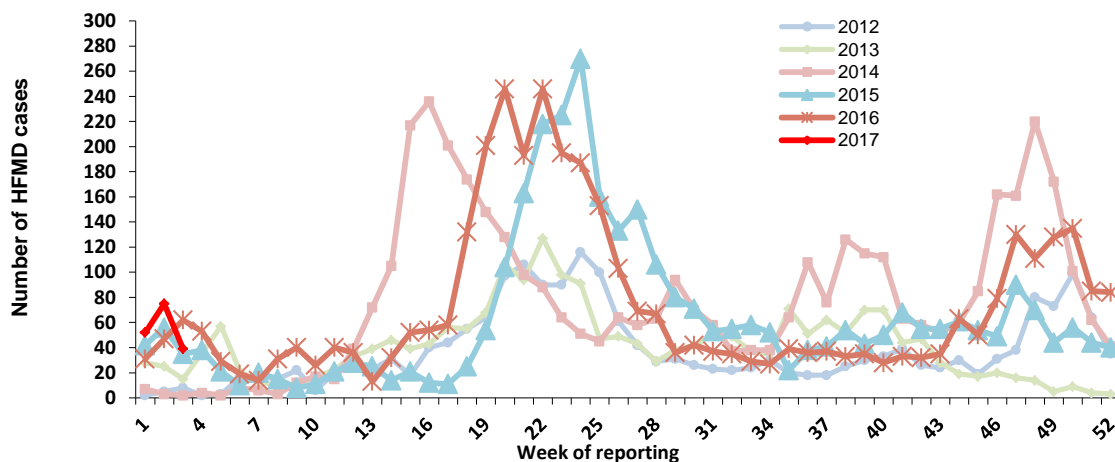


Figure 5: HFMD cases reported weekly 2012-2017, Macau Centre for Disease Control and Prevention, China

Singapore (No update)

As of week 52, 2016, a total of 42,147 cases of HFMD have been reported in Singapore in 2016. In week 1, 2017 there were 501 cases reported, representing a declining trend in activity but a higher number of cases than that (418) of the same week in 2016 (Figure 6).

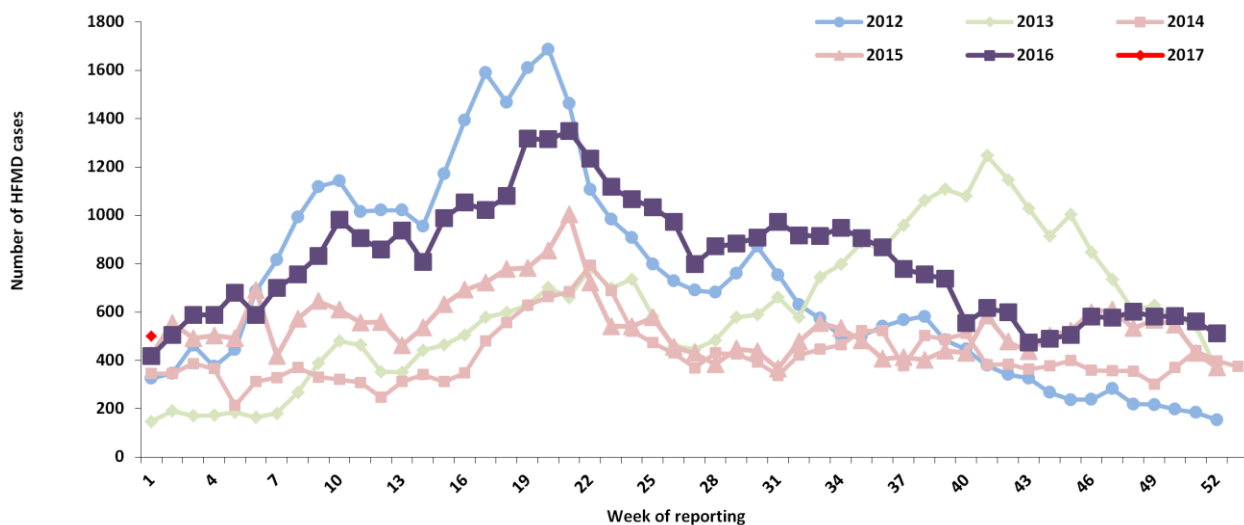


Figure 6: HFMD cases reported per week 2012-2017, Ministry of Health, Singapore

Viet Nam (No update)

As of 25 December 2016, there were 48,866 cases of HFMD and one death reported in Viet Nam in 2016. In week 52, 590 cases were reported with no deaths. The number of cases has been decreasing since week 43, following a similar trend to the previous year (Figure 7).

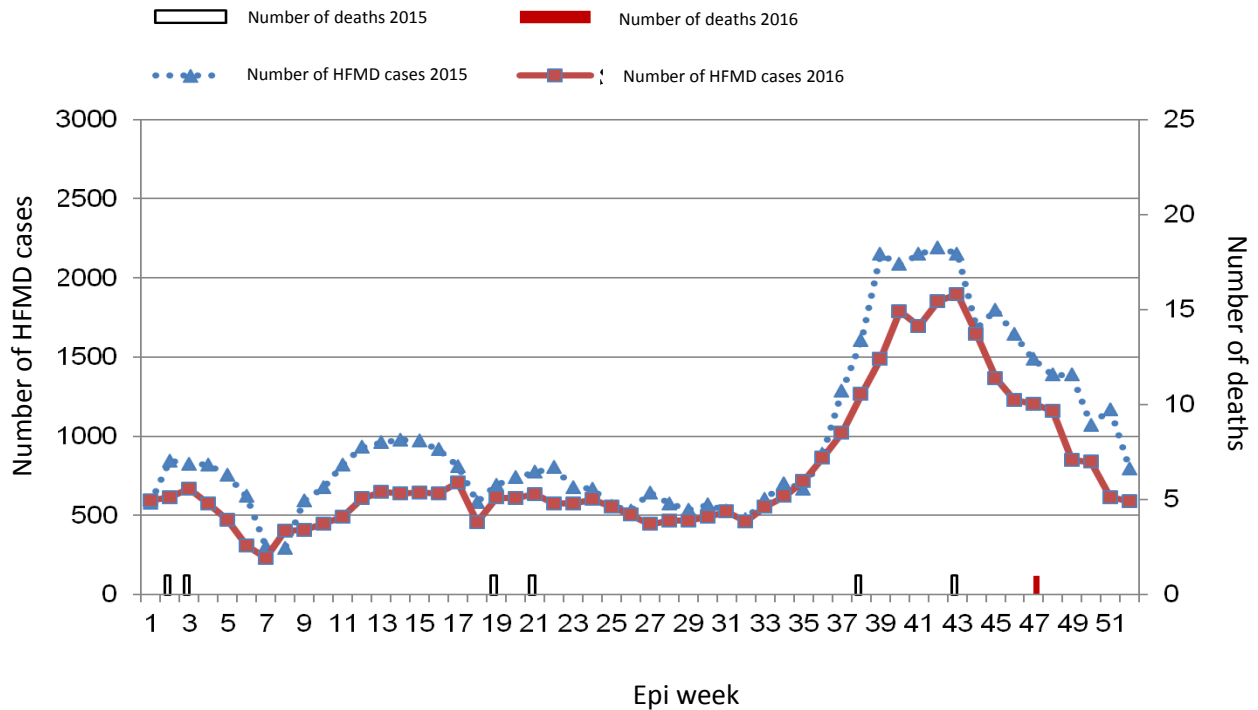


Figure 7: HFMD cases and deaths reported per week 2015-2016, the General Department of Preventive Medicine, Ministry of Health, Viet Nam