

Surveillance summary in the Western Pacific Region

This surveillance summary includes information from countries and areas where transmission of Hand, Foot, and Mouth Disease (HFMD) occurs and case counts are routinely reported.

Northern Hemisphere

China

As of 31 January 2017, a total of 77,412 cases of HFMD including 5 deaths were reported in China in 2017. This is lower than the number reported in December in 2016 (n=145,558). The number of HFMD cases reported monthly in 2017 follows the seasonal pattern observed in 2012 to 2016 (Figure 1).

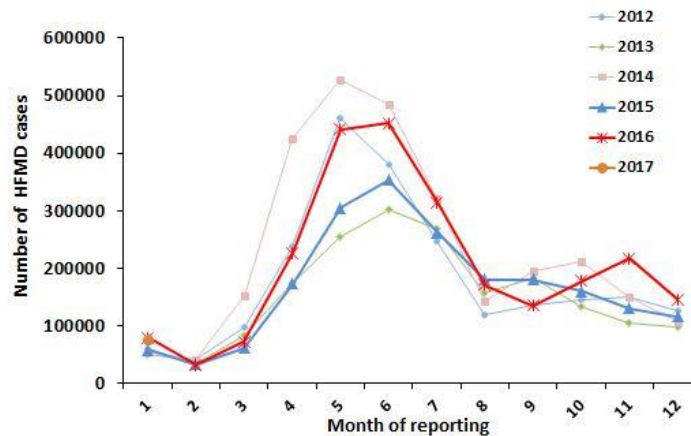


Figure 1: HFMD cases reported monthly 2012-2017, National Health and Family Planning Commission, China

Japan

There were 69,121 HFMD cases reported in 2016. The number of HFMD cases was 432 in week 6, which is higher than previous year (95 cases). The number of cases reported follows seasonal trends (Figure 2).

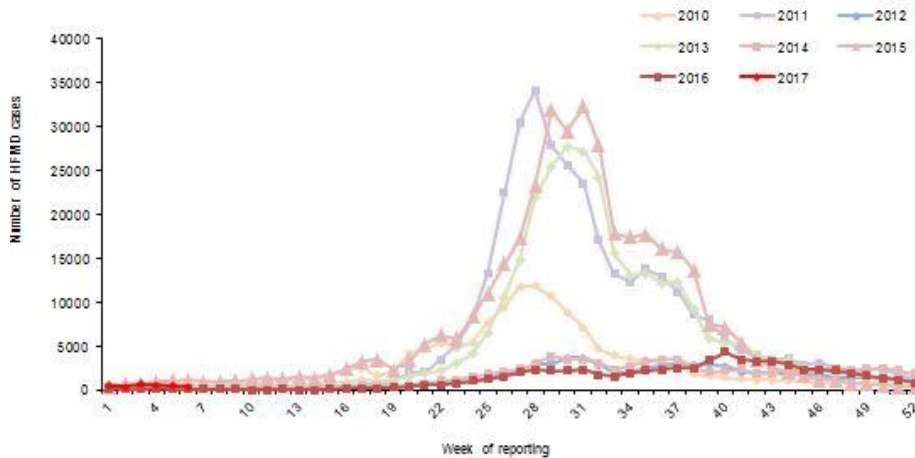


Figure 2: HFMD cases reported weekly by sentinel sites 2010-2017, National Institute of Infectious Diseases, Japan

Republic of Korea

The weekly number of reported HFMD cases from sentinel sites remains at low levels. The 7 week of 2017, the number of HFMD cases per 1,000 consultations was 0.7, which was lower than last week (0.6) (Figure 3).

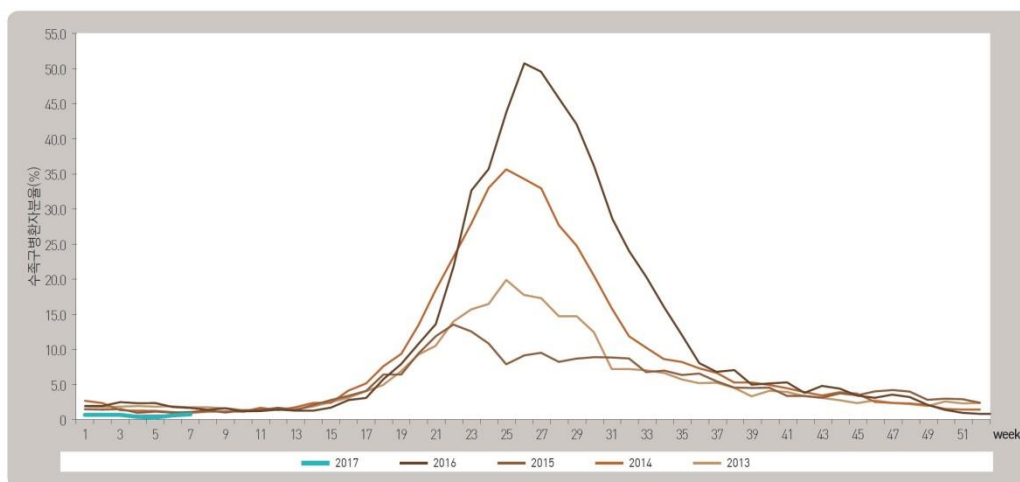


Figure 3: HFMD per 1,000 consultations reported weekly by sentinel sites 2013-2017, Korea Centres for Disease Control and Prevention, Korea

Countries/regions in the tropical zone

Hong Kong SAR (China)

In 2016, a total of 776 hospital admissions for HFMD were reported from sentinel sites. In week 6 of 2017, the number of cases requiring hospitalisation was 5, and 4 cases was reported in week 7. The number of HFMD cases reported weekly in 2017 follows the seasonal pattern observed from 2012 to 2016 (Figure 4).

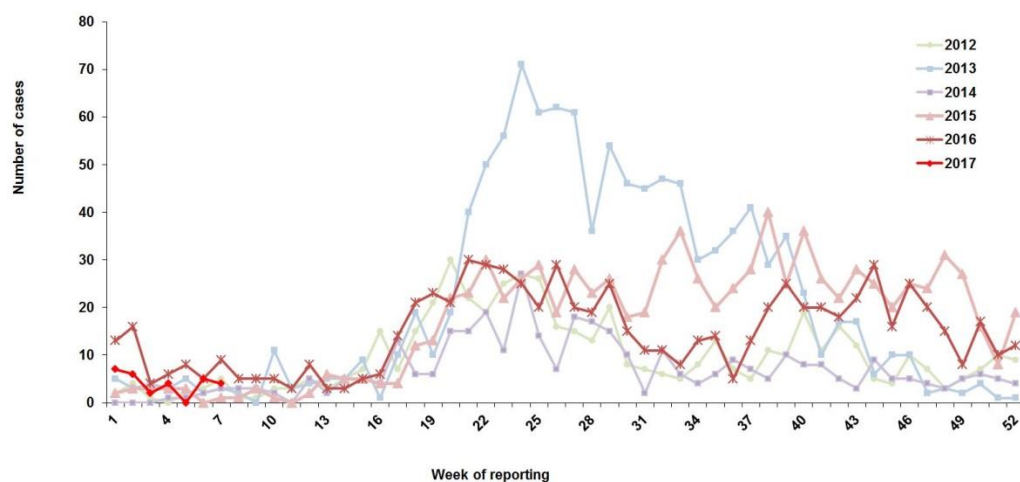


Figure 4: HFMD cases admitted to hospital reported weekly by sentinel sites 2012-2017, Hong Kong Centre for Health Protection, China

Macau SAR (China)

In 2016, there were 3,808 cases of HFMD reported in Macau SAR. Overall, HFMD activity remains low in 2017 with a total of 280 cases reporting as of week 7 (Figure 5).

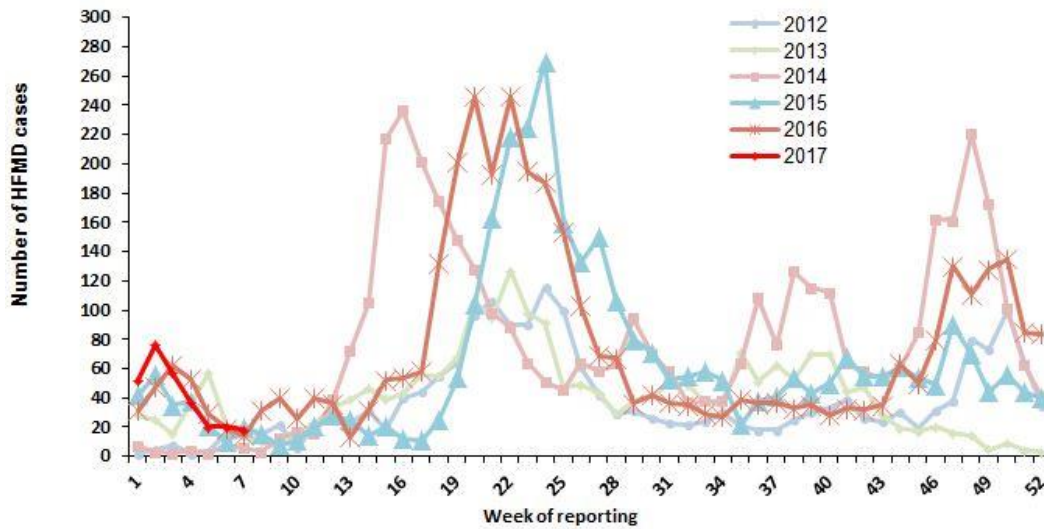


Figure 5: HFMD cases reported weekly 2012-2017, Macau Centre for Disease Control and Prevention, China

Singapore

A total of 42,147 cases of HFMD were reported in Singapore in 2016. In week 7, 2017 there were 692 cases reported, higher than number of cases reported in week 6 (669 cases) (Figure 6).

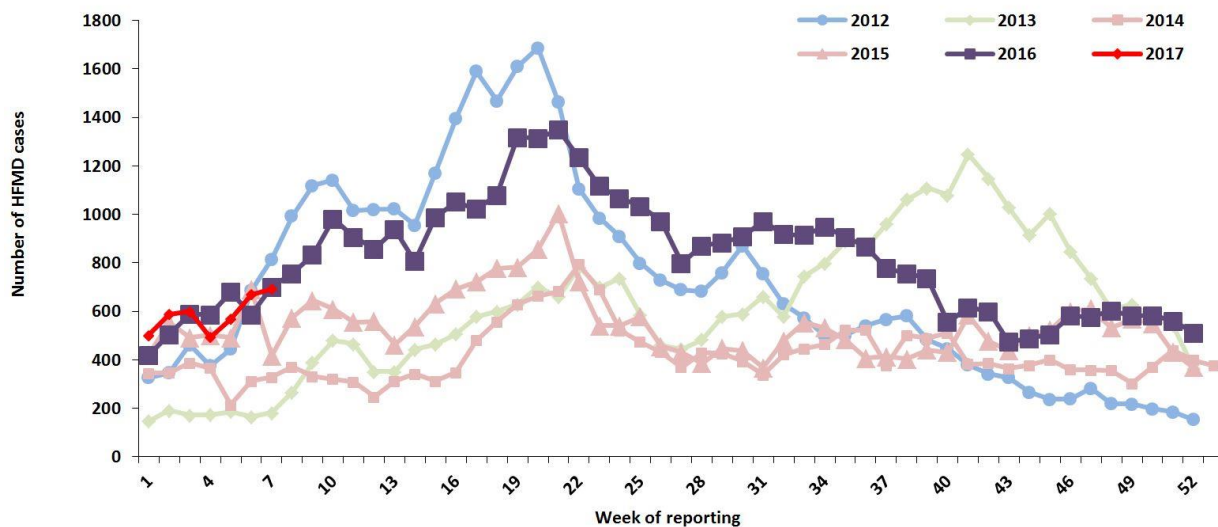


Figure 6: HFMD cases reported per week 2012-2017, Ministry of Health, Singapore

Viet Nam

Number of reported case in week 7 of 2017 was 639 cases, which is decreased by 5.3% (36 cases), compared to last week (675 cases and no death). Cumulative number of case as 11 February 2017 was 5,252 cases with no death. Compared to the same period of 2016 (3,999 cases and 6 deaths), the number of cases is greater by 31%. Compared to average number of cases from 2011 to 2015, the number of cases is lower by 17.5% and the number of death is lower by 4 deaths.

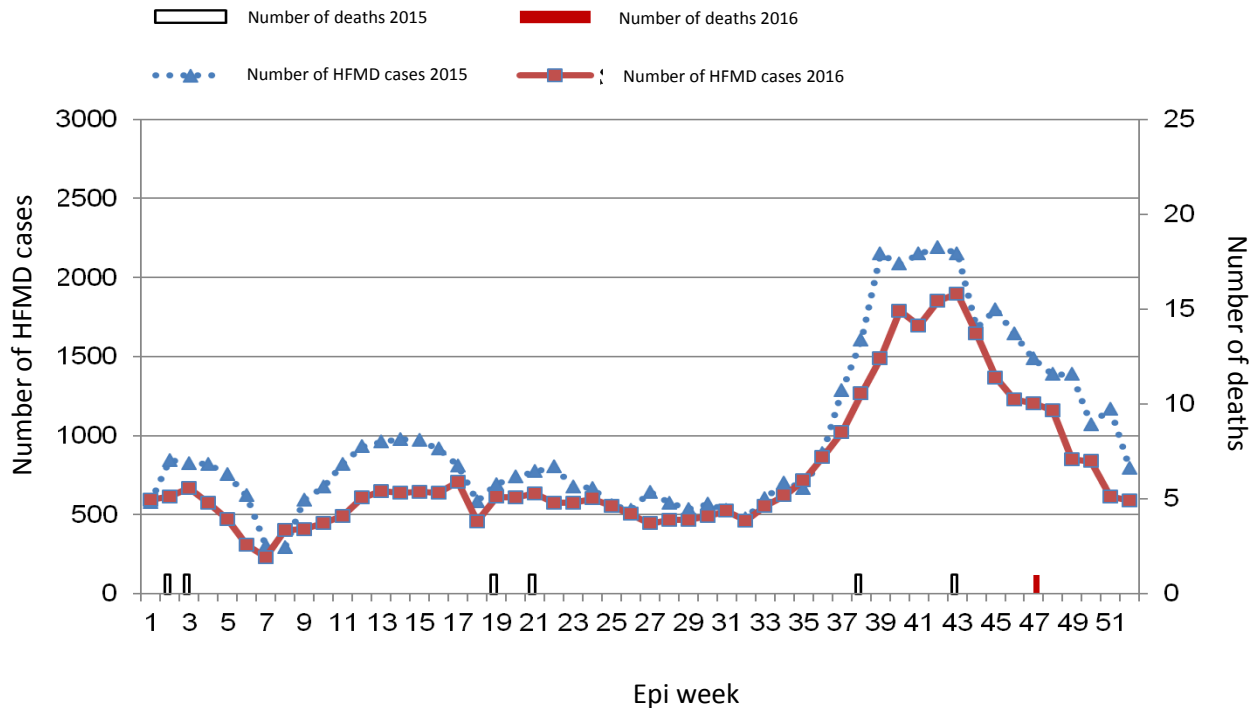


Figure 7: HFMD cases and deaths reported per week 2015-2016, the General Department of Preventive Medicine, Ministry of Health, Viet Nam (no update)