

## Surveillance summary in the Western Pacific Region

This surveillance summary includes information from countries and areas where transmission of Hand, Foot, and Mouth Disease (HFMD) occurs and case counts are routinely reported.

### Northern Hemisphere

#### China

Between 1 February and 28 February 2017, a total of 38,654 cases of HFMD including deaths were reported in China. This is lower than the number reported in January 2017 (n=77,412). The number of HFMD cases reported monthly in 2017 follows the seasonal pattern observed in 2012 to 2016 (Figure 1).

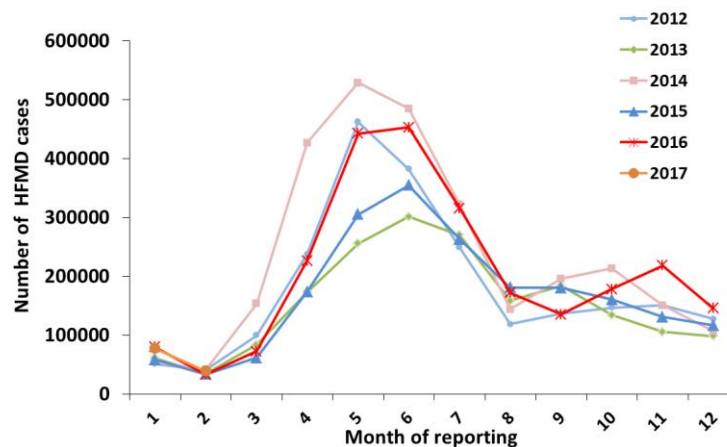


Figure 1: HFMD cases reported monthly 2012-2017, National Health and Family Planning Commission, China

#### Japan

The number of HFMD cases was 333 in week 9 of 2017, which is higher than the same period in previous year (93 cases). The number of cases reported follows seasonal trends (Figure 2).

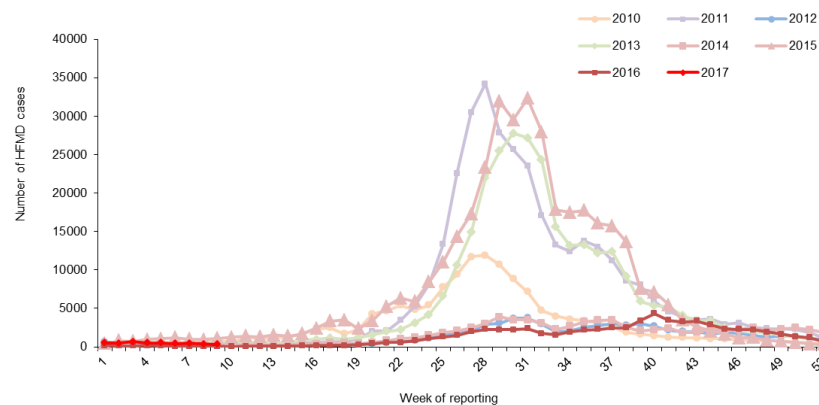


Figure 2: HFMD cases reported weekly by sentinel sites 2010-2017, National Institute of Infectious Diseases, Japan

## Republic of Korea

The weekly number of reported HFMD cases from sentinel sites remains at low levels. In week 9 of 2017, the number of HFMD cases per 1,000 consultations was 0.5, which was higher than the previous week (0.4) (Figure 3).

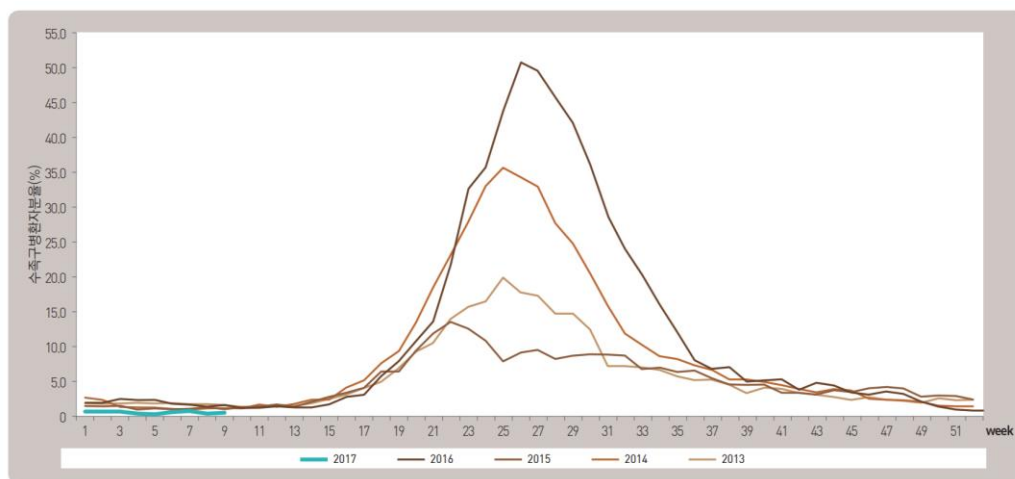


Figure 3: HFMD per 1,000 consultations reported weekly by sentinel sites 2013-2017, Korea Centres for Disease Control and Prevention, Korea

## Countries/regions in the tropical zone

### Hong Kong SAR (China)

The number of cases requiring hospitalisation from sentinel sites was 5 in week 8 in 2017 and 3 in week 9. The number of HFMD cases reported weekly in 2017 follows the seasonal pattern observed from 2012 to 2016 (Figure 4).

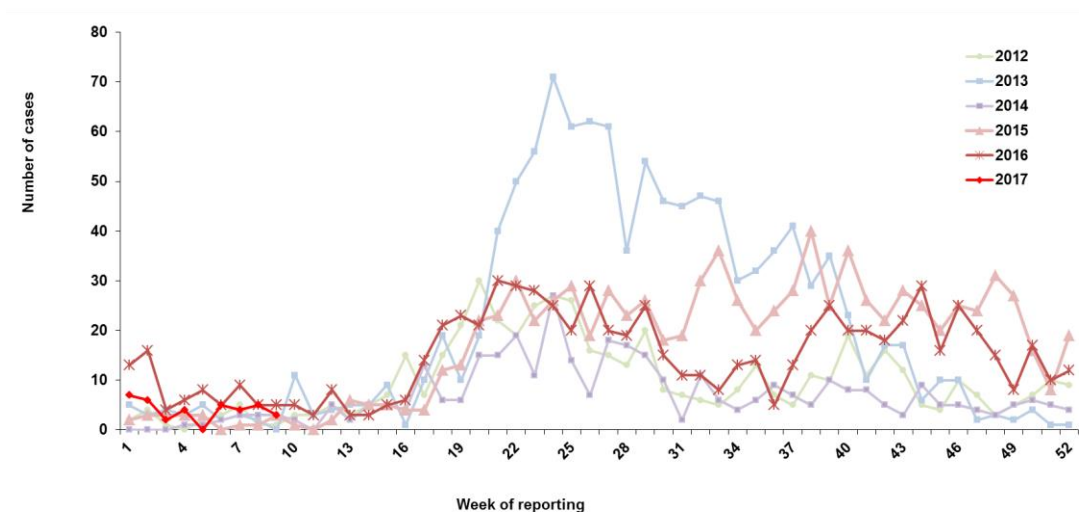


Figure 4: HFMD cases admitted to hospital reported weekly by sentinel sites 2012-2017, Hong Kong Centre for Health Protection, China

## Macau SAR (China)

HFMD activity remains low in 2017 with a total of 280 cases reported as of week 7 (Figure 5).

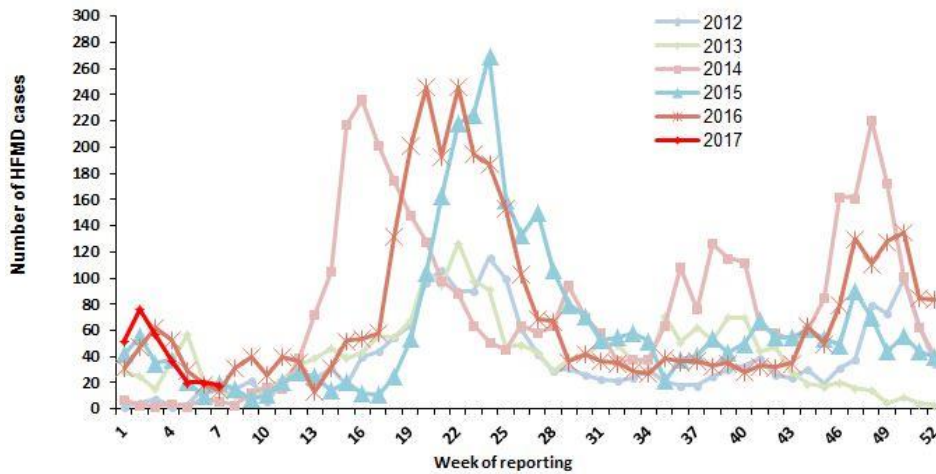


Figure 5: HFMD cases reported weekly 2012-2017, Macau Centre for Disease Control and Prevention, China

## Singapore

In week 9 of 2017 there were 855 cases reported, higher than the number of cases reported in week 8 (762 cases) (Figure 6).

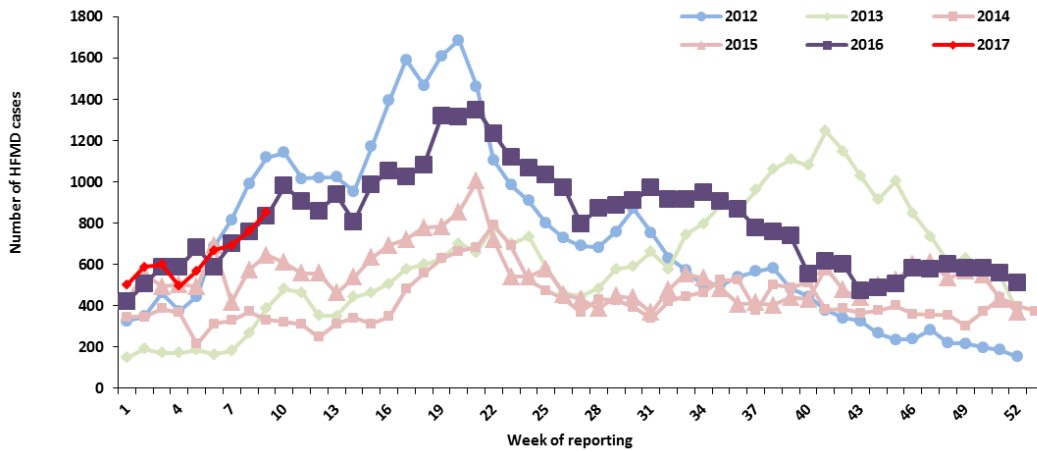


Figure 6: HFMD cases reported per week 2012-2017, Ministry of Health, Singapore

## Viet Nam

The number of cases reported in week 8 of 2017 was 705, 10.3% lower than the previous week (639 cases). The cumulative number of case as 13 February 2017 was 6,014 with no death. Compared to the same period of 2016 (4,567 cases and no death), the number of cases is 31.7% higher. Compared to the average from 2011 to 2015, the number of cases is 16.9% lower and there are 4 fewer deaths.

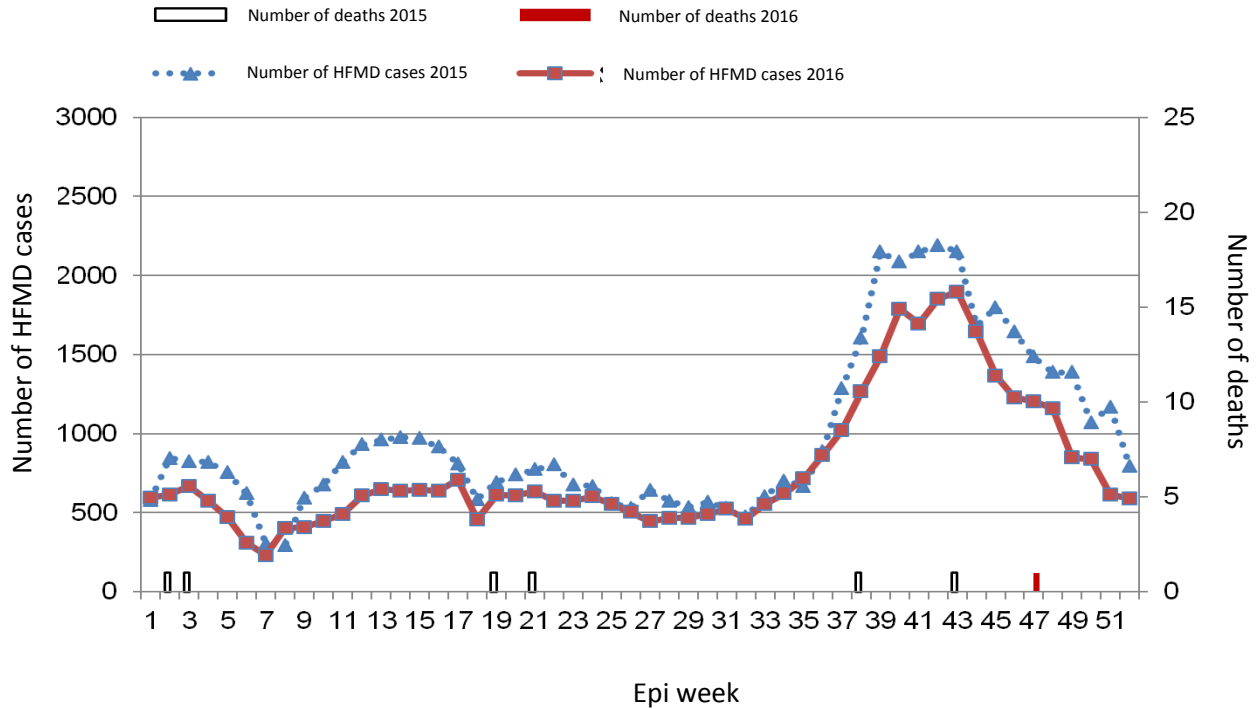


Figure 7: HFMD cases and deaths reported per week 2015-2016, the General Department of Preventive Medicine, Ministry of Health, Viet Nam (no update on graph)