

Surveillance summary in the Western Pacific Region

This surveillance summary includes information from countries and areas where transmission of Hand, Foot, and Mouth Disease (HFMD) occurs and case counts are routinely reported.

Northern Hemisphere

China

Between 1 February and 28 February 2017, a total of 38,654 cases of HFMD including deaths were reported in China. This is lower than the number reported in January 2017 (n=77,412). The number of HFMD cases reported monthly in 2017 follows the seasonal pattern observed in 2012 to 2016 (Figure 1).

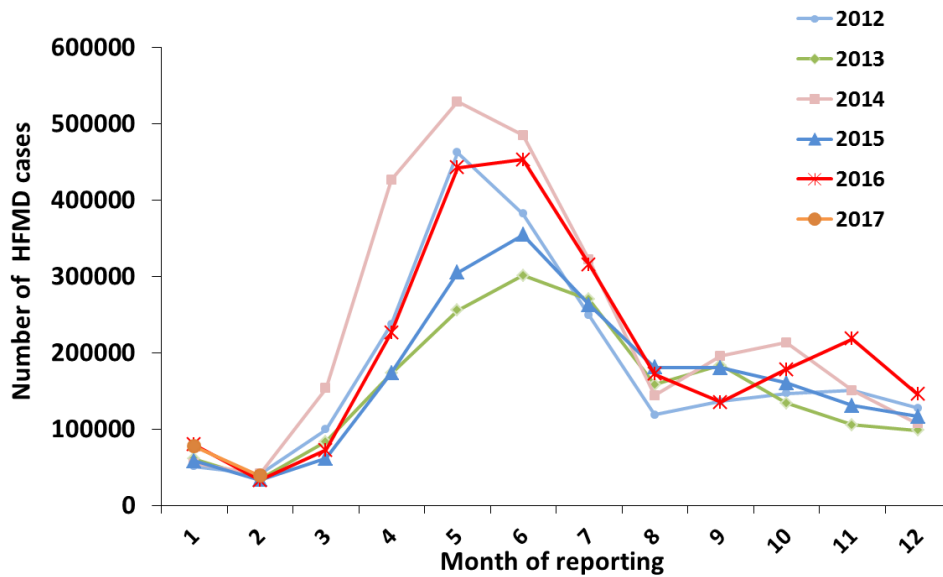


Figure 1: HFMD cases reported monthly 2012-2017, National Health and Family Planning Commission, China

Japan

The number of HFMD cases was 403 in week 10 of 2017, which is higher than the same period in previous year (93 cases). The number of cases reported follows seasonal trends (Figure 2).

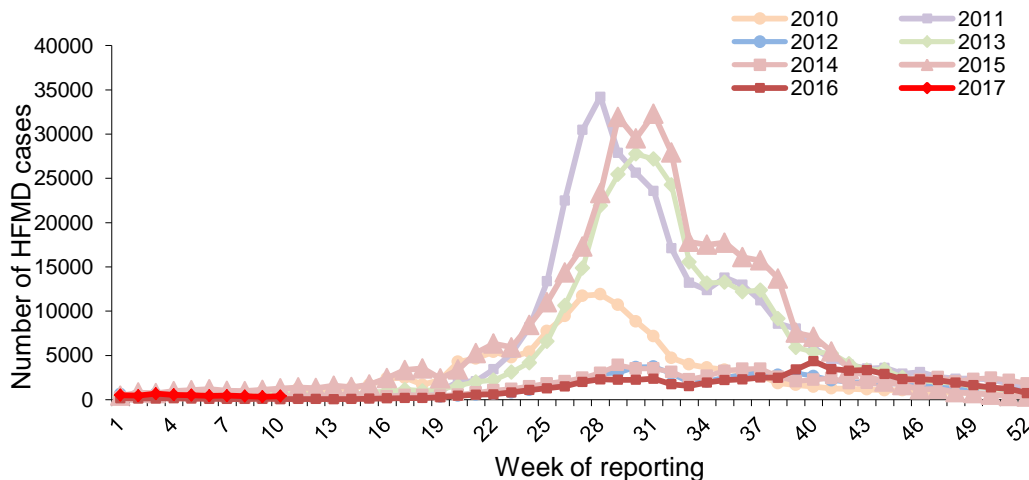


Figure 2: HFMD cases reported weekly by sentinel sites 2010-2017, National Institute of Infectious Diseases, Japan

Republic of Korea

The weekly number of reported HFMD cases from sentinel sites remains at low levels. In week 11 of 2017, the number of HFMD cases per 1,000 consultations was 0.4, which was slightly lower than the previous week (0.5) (Figure 3).

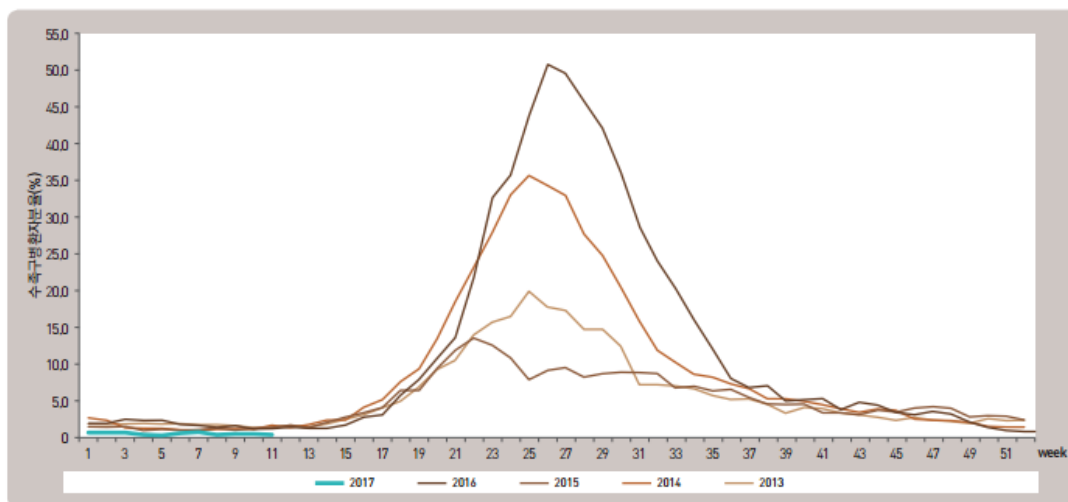


Figure 3: HFMD per 1,000 consultations reported weekly by sentinel sites 2013-2017, Korea Centres for Disease Control and Prevention, Korea

Countries/regions in the tropical zone

Hong Kong SAR (China)

The number of cases requiring hospitalisation from sentinel sites was 2 per week in weeks 10 and 11 in 2017. The number of HFMD cases reported weekly in 2017 follows the seasonal pattern observed from 2012 to 2016 (Figure 4).

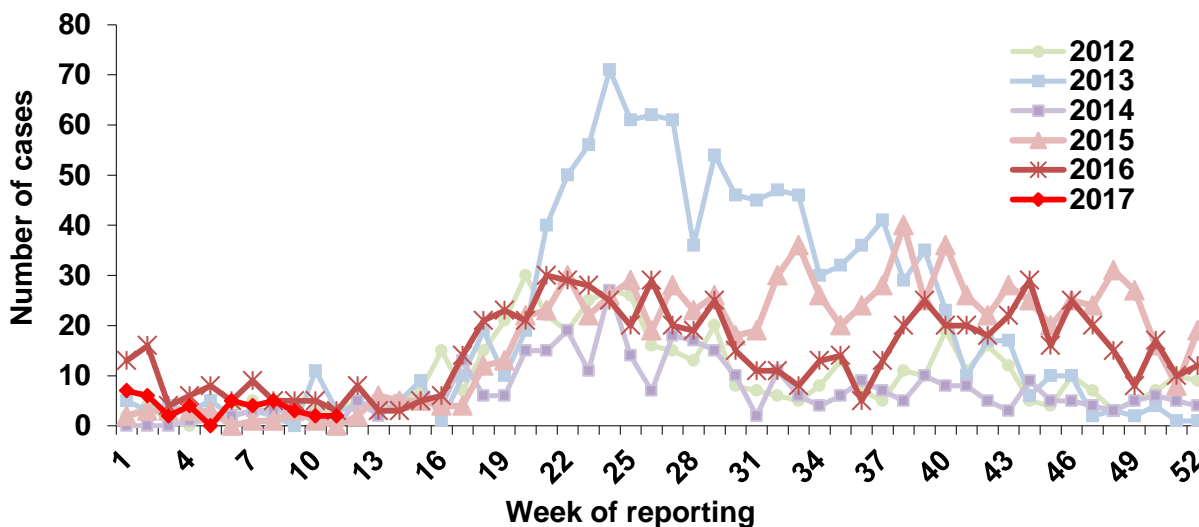


Figure 4: HFMD cases admitted to hospital reported weekly by sentinel sites 2012-2017, Hong Kong Centre for Health Protection, China

Macau SAR (China)

HFMD activity remains low in 2017 with a total of 415 cases reported as of week 11 (Figure 5).

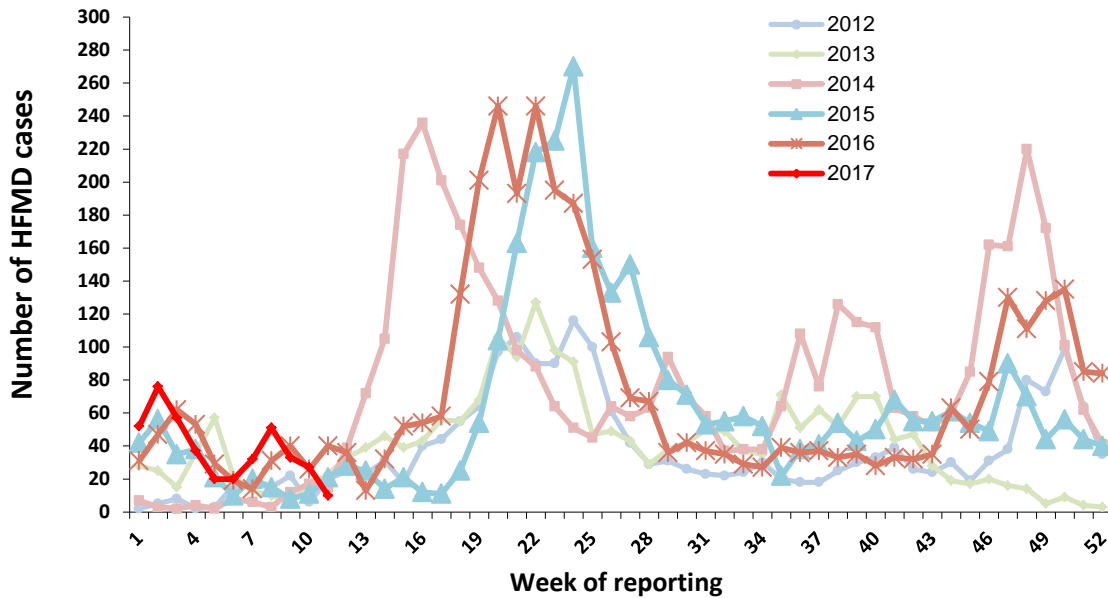


Figure 5: HFMD cases reported weekly 2012-2017, Macau Centre for Disease Control and Prevention, China

Singapore

In week 11 of 2017 there were 797 cases reported, lower than the number of cases reported in week 10 (943 cases) (Figure 6).

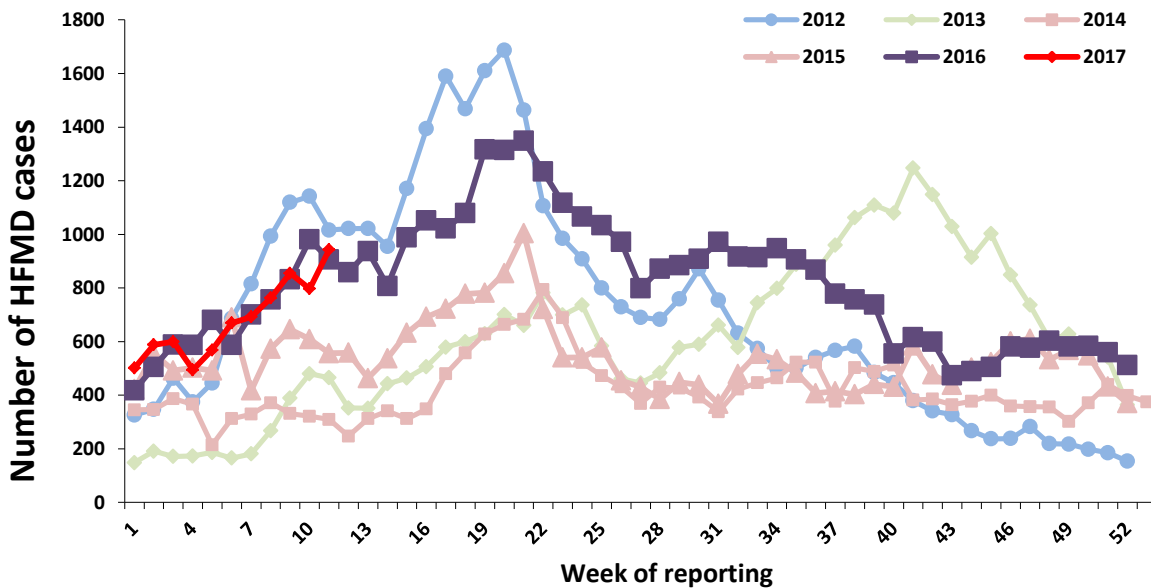


Figure 6: HFMD cases reported per week 2012-2017, Ministry of Health, Singapore

Viet Nam

The number of cases reported in week 10 of 2017 was 801, 5.4% higher than the previous week (760 cases). The cumulative number of cases as of 12 March 2017 was 7174 with no deaths. Compared to the same period of 2016 (5645 cases and no deaths), the number of cases is 5.4% higher. Compared to the average from 2011 to 2015, the number of cases is 26.2% lower and there are 5 fewer deaths.

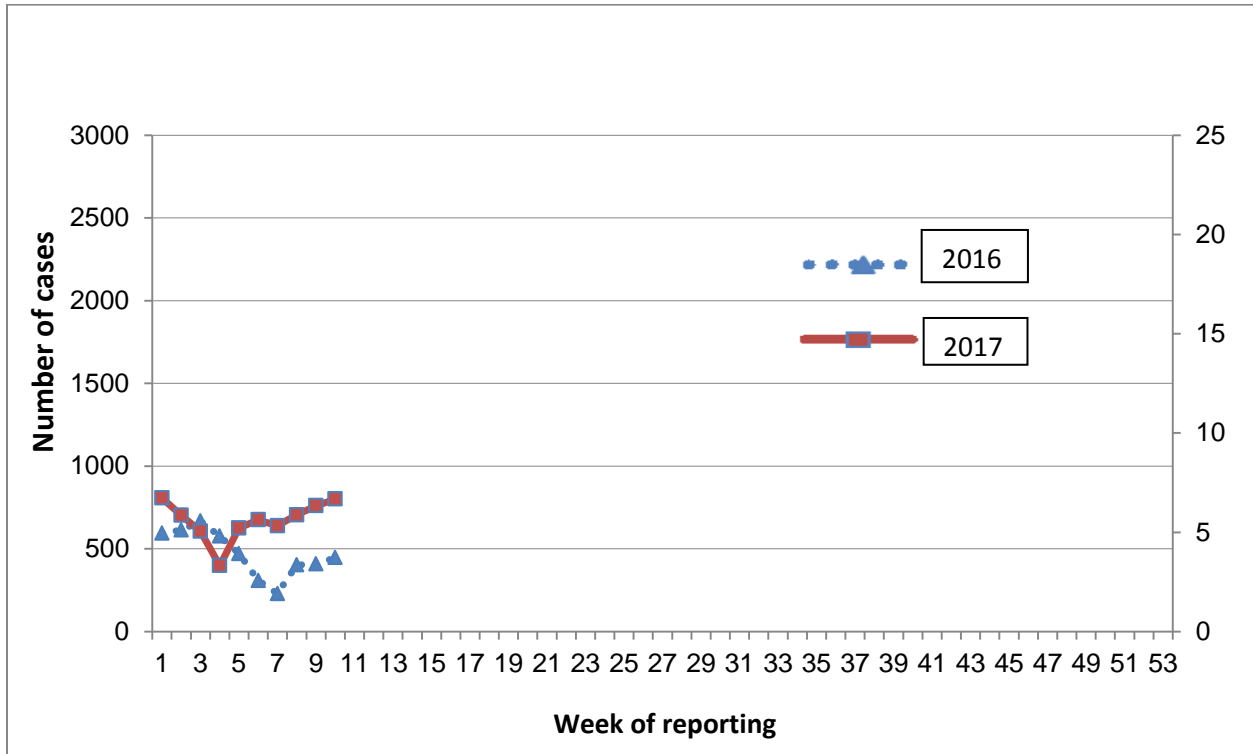


Figure 7: HFMD cases reported per week 2016-2017, the General Department of Preventive Medicine, Ministry of Health, Viet Nam