

## Surveillance summary in the Western Pacific Region

This surveillance summary includes information from countries and areas where transmission of Hand, Foot, and Mouth Disease (HFMD) occurs and case counts are routinely reported.

### Northern Hemisphere

#### China (No update)

Between 1 March and 31 March 2017, a total of 61,225 cases of HFMD including 4 deaths were reported in China. The number of HFMD cases reported monthly in 2017 follows the seasonal pattern observed in 2012 to 2016 (Figure 1).

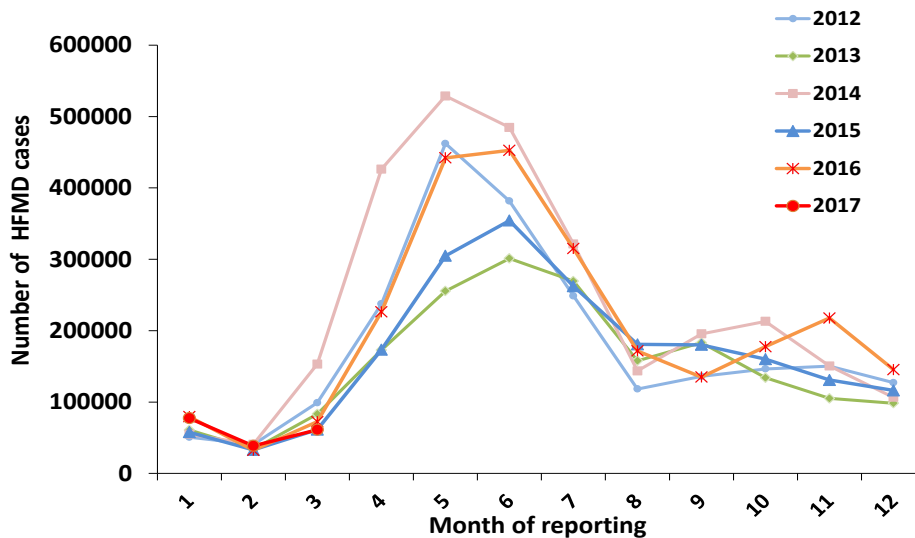


Figure 1: HFMD cases reported monthly 2012-2017, National Health and Family Planning Commission, China

#### Japan

The number of HFMD cases was 1,238 in week 16 of 2017, which follows the trends of the same period between 2010 and 2016. The number of cases reported follows seasonal trends (Figure 2).

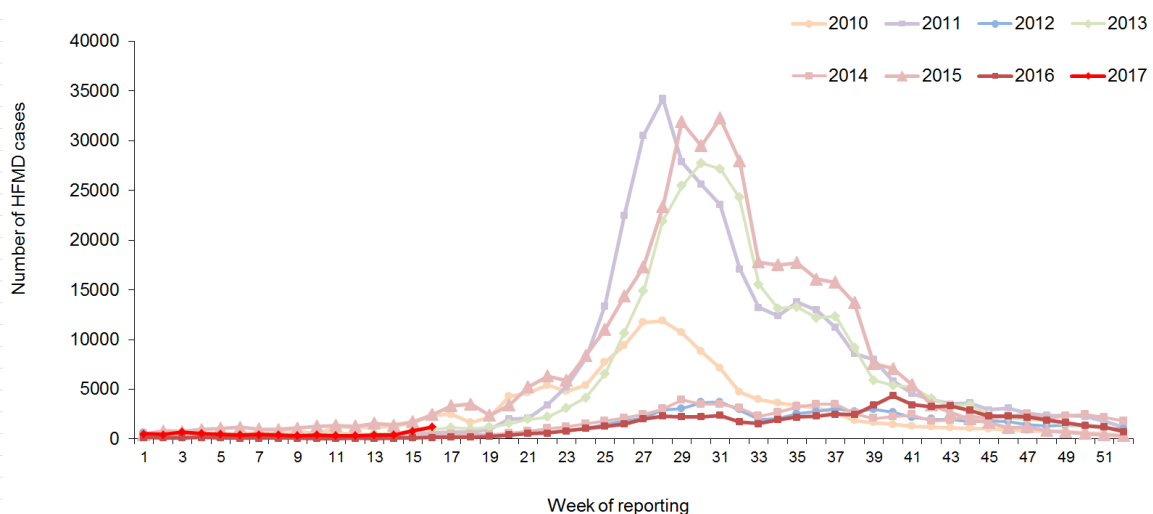


Figure 2: HFMD cases reported weekly by sentinel sites 2010-2017, National Institute of Infectious Diseases, Japan

## Republic of Korea

The weekly number of reported HFMD cases from sentinel sites remains at low levels. In week 17 of 2017, the number of HFMD cases per 1,000 consultations was 0.7, which was higher than the previous week (0.6), but still lower than previous seasons (Figure 3).

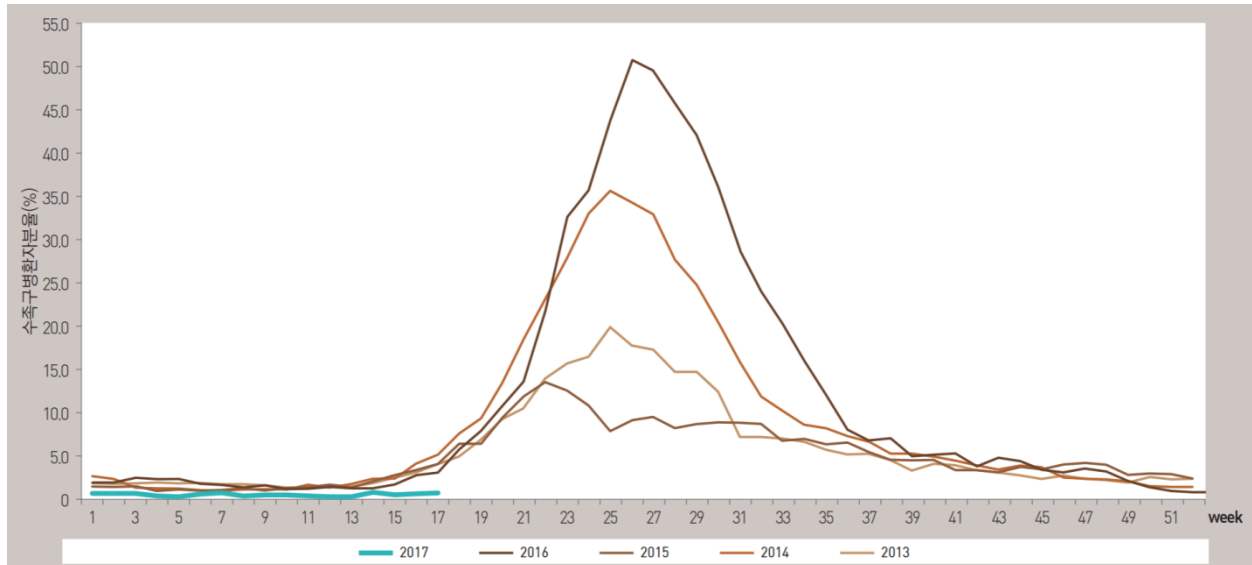


Figure 3: HFMD per 1,000 consultations reported weekly by sentinel sites 2013-2017, Korea Centres for Disease Control and Prevention, Korea

## Countries/regions in the tropical zone

### Hong Kong SAR (China)

The number of cases requiring hospitalisation from sentinel sites was 10 in weeks 17 of 2017. The number of HFMD cases reported weekly in 2017 follows the seasonal pattern observed from 2012 to 2016 (Figure 4).

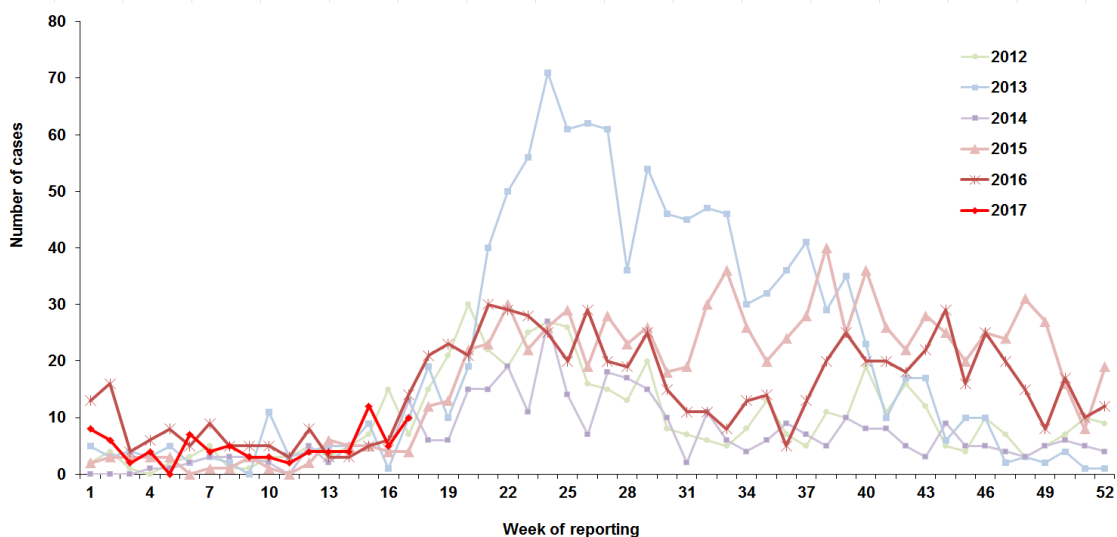


Figure 4: HFMD cases admitted to hospital reported weekly by sentinel sites 2012-2017, Hong Kong Centre for Health Protection, China

### Macau SAR (China)

HFMD remains low in 2017 with a total of 538 cases reported as of week 17 (Figure 5).

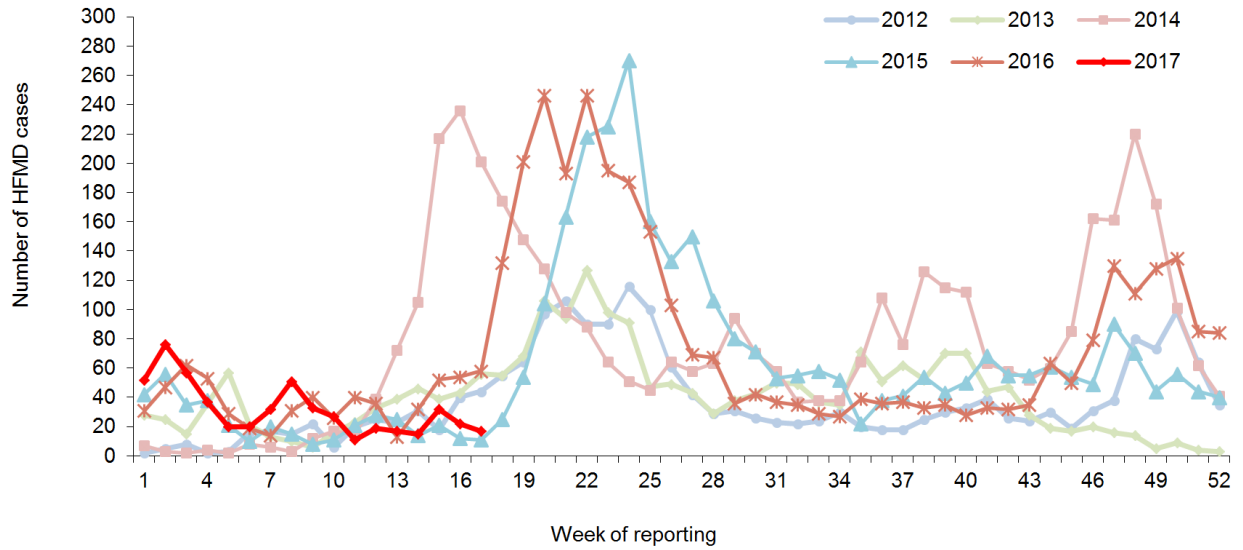


Figure 5: HFMD cases reported weekly 2012-2017, Macau Centre for Disease Control and Prevention, China

### Singapore

In week 17 of 2017, there were 752 cases reported. The epidemic curve is similar as the same period of last year (Figure 6).

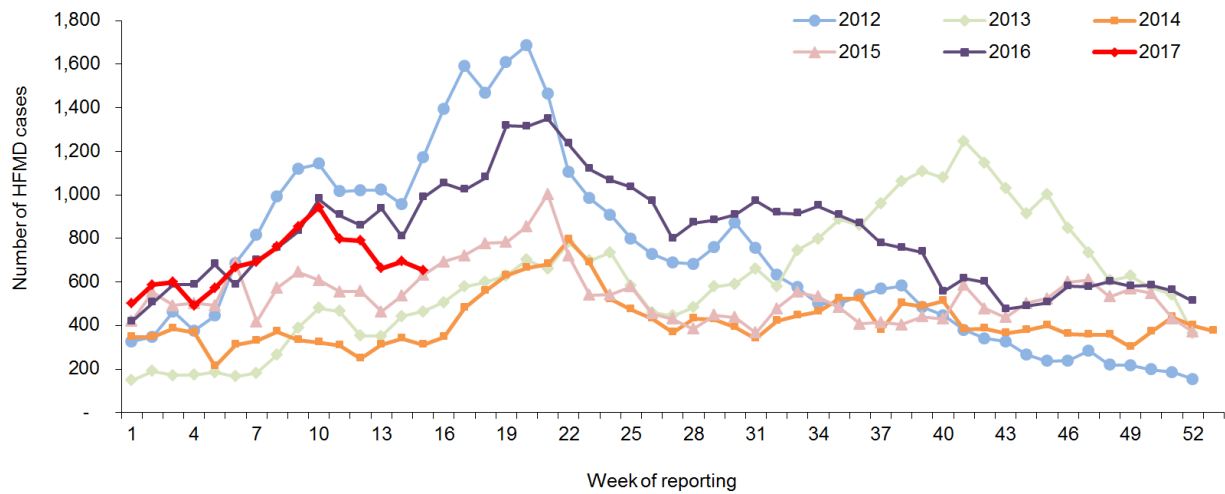


Figure 6: HFMD cases reported per week 2012-2017, Ministry of Health, Singapore

## Viet Nam

The number of cases reported in week 17 of 2017 was 962, 6.1% lower than the previous week (1,025 cases). The cumulative number of cases as of 30 April 2017 was 13,914 without deaths. Compared to the same period of 2016 (11,157 cases), the number of cases is increased by 24.7%. Compared to the average from 2011 to 2015, the number of cases is lower by 35.5% and there are 10 fewer deaths (Figure 7).

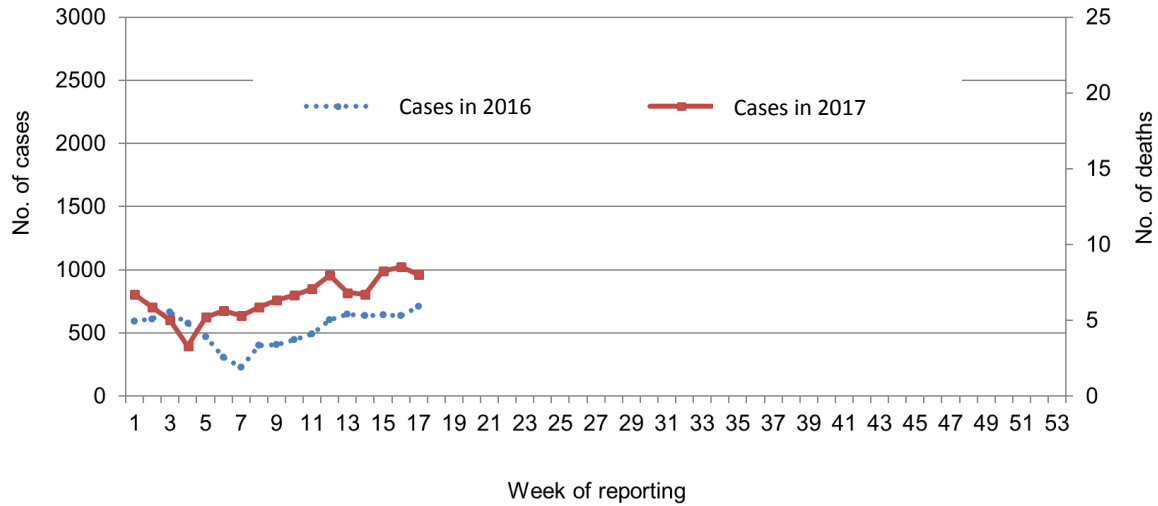


Figure 7: HFMD cases reported per week 2016-2017, General Department of Preventive Medicine, Ministry of Health, Viet Nam