

Surveillance summary in the Western Pacific Region

This surveillance summary includes information from countries and areas where transmission of Hand, Foot, and Mouth Disease (HFMD) occurs and case counts are routinely reported.

Countries in the temperate zone

China

Between 1 April and 30 April 2017, a total of 112,898 cases of HFMD including 8 deaths were reported in China. The number of HFMD cases reported monthly in 2017 was lower than those of previous 5 years and followed the seasonal pattern observed in 2012 to 2016 (Figure 1).

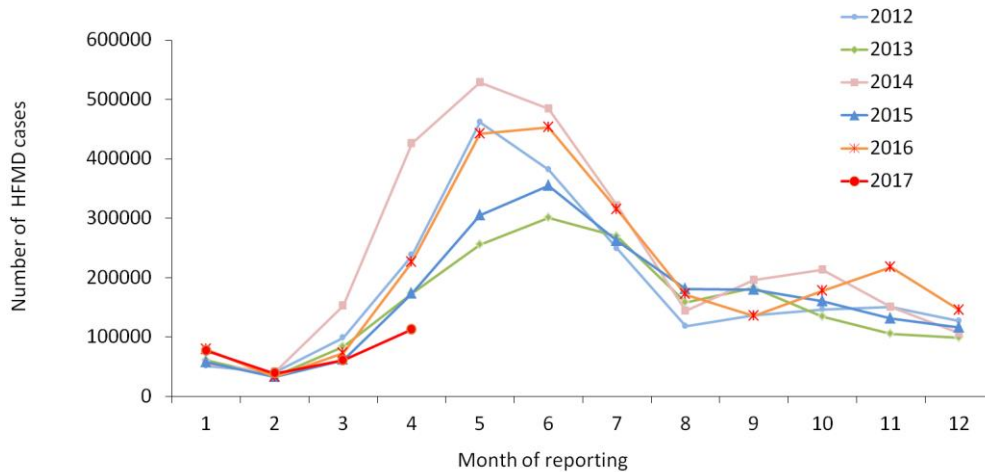


Figure 1: HFMD cases reported monthly 2012-2017, National Health and Family Planning Commission, China

Japan

As of 17 May, there have been 12,673 HFMD cases reported in 2017. The number of HFMD cases was 1,643 in week 19 of 2017, which follows seasonal trends of the same period between 2010 and 2016 (Figure 2).

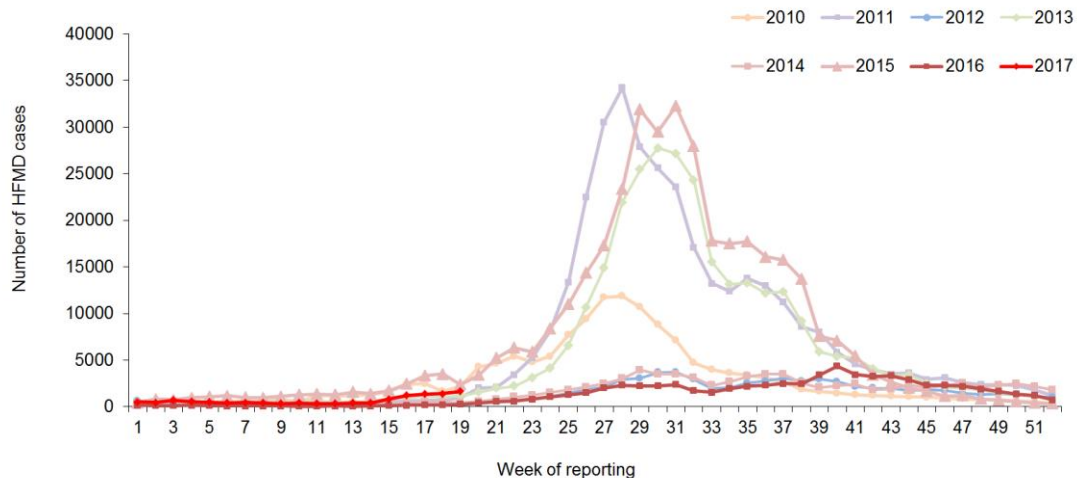


Figure 2: HFMD cases reported weekly by sentinel sites 2010-2017, National Institute of Infectious Diseases, Japan

Republic of Korea

The weekly number of reported HFMD cases from sentinel sites remains at low levels. In week 19 of 2017, the number of HFMD cases per 1,000 consultations was 1.4, which was same with the previous week (1.4), and still lower than previous seasons (Figure 3).

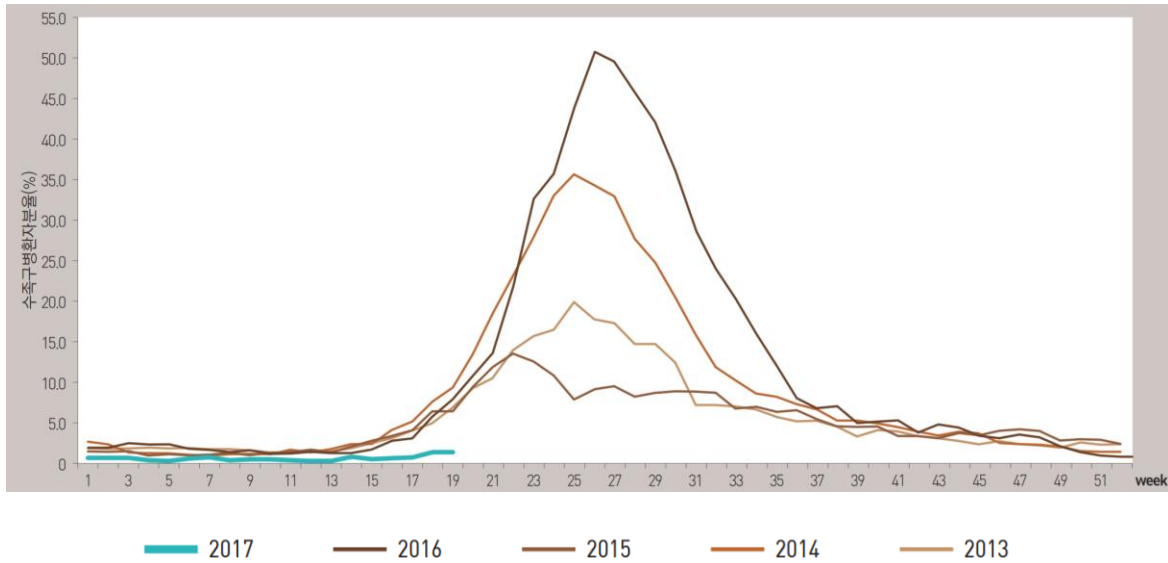


Figure 3: HFMD per 1,000 consultations reported weekly by sentinel sites 2013-2017, Korea Centres for Disease Control and Prevention, Korea

Countries/regions in the tropical zone

Hong Kong SAR (China)

The number of cases requiring hospitalisation reported from sentinel sites was 7 in weeks 19 of 2017. The number of HFMD cases reported weekly in 2017 follows the seasonal pattern observed from 2012 to 2016 (Figure 4).

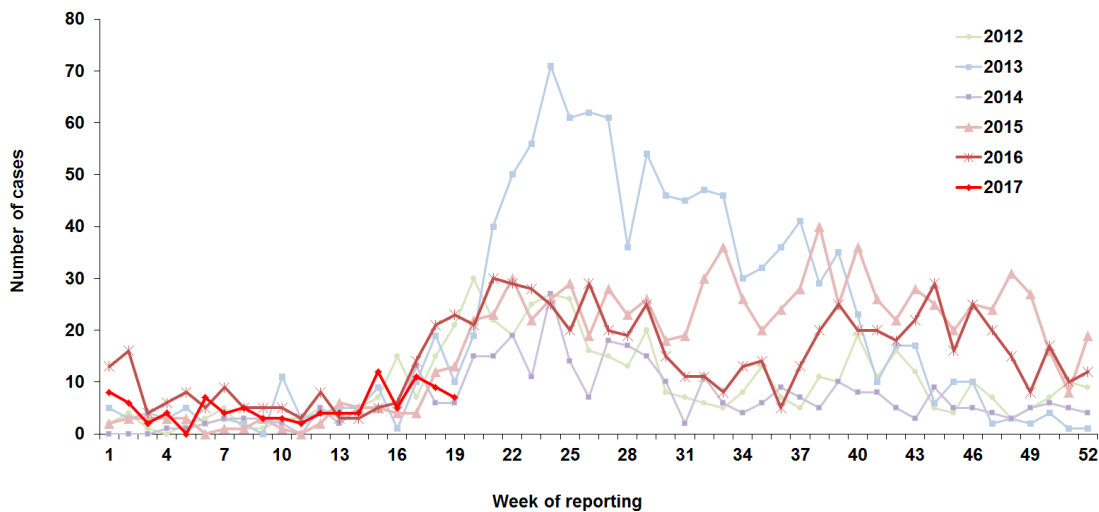


Figure 4: HFMD cases admitted to hospital reported weekly by sentinel sites 2012-2017, Hong Kong Centre for Health Protection, China

Macau SAR (China)

A total of 612 HFMD cases were reported in Macau SAR as of week 19 in 2017. In week 19 of 2017, there were 36 cases of HFMD reported, which were 5.9% higher than the previous week (34 cases in week 18 of 2017). HFMD remains lower than previous years (Figure 5).

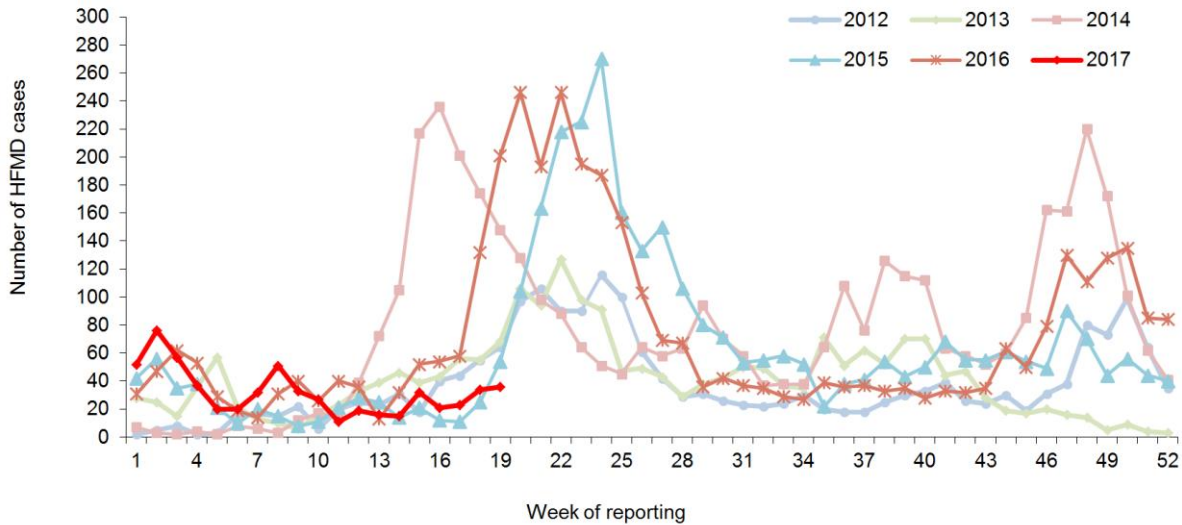


Figure 5: HFMD cases reported weekly 2012-2017, Macau Centre for Disease Control and Prevention, China

Singapore

In week 19 of 2017, there were 732 cases reported. The epidemic curve is similar as the same period of last year (Figure 6).

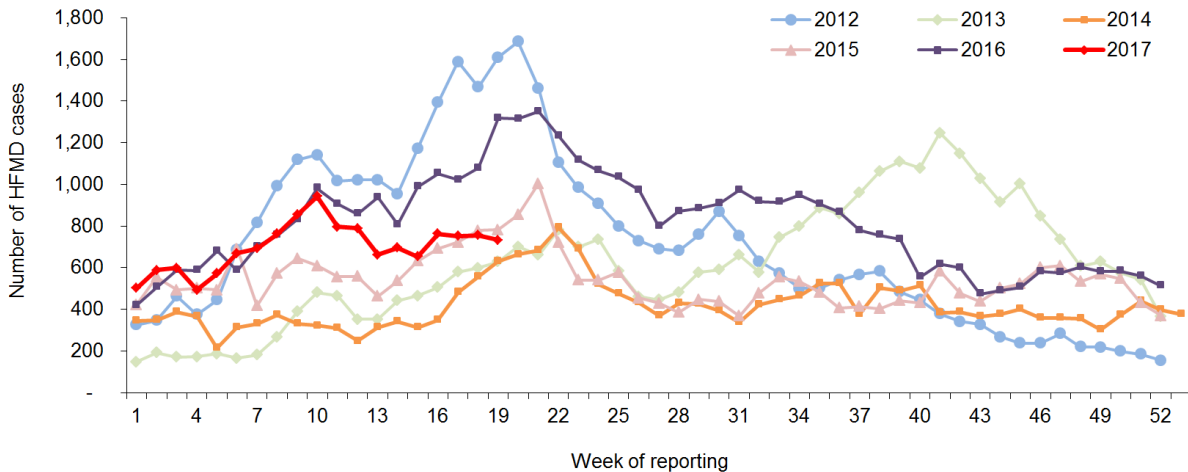


Figure 6: HFMD cases reported per week 2012-2017, Ministry of Health, Singapore

Viet Nam

The number of cases reported in week 19 of 2017 was 1,243, 12.7% higher than the previous week (1,103 cases). The cumulative number of cases as of 14 May 2017 was 16,588 with no deaths. Compared to the same period of 2016 (13,360 cases), the number of cases is increased by 24.2%. Compared to the average from 2011 to 2015, the number of cases is lower by 35.5% and there are 13 fewer deaths (Figure 7).

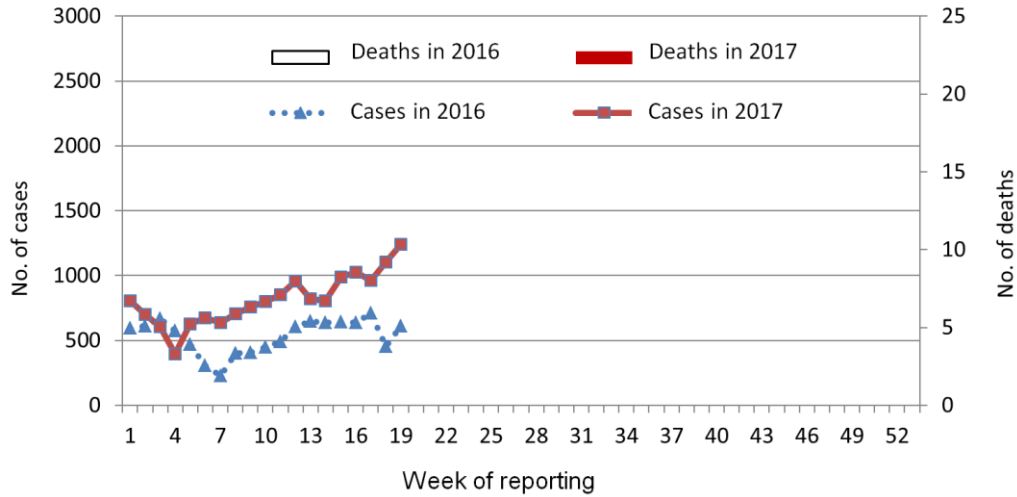


Figure 7: HFMD cases reported per week 2016-2017, General Department of Preventive Medicine, Ministry of Health, Viet Nam