

Surveillance summary in the Western Pacific Region

This surveillance summary includes information from countries and areas where transmission of Hand, Foot, and Mouth Disease (HFMD) occurs and case counts are routinely reported.

Countries in the temperate zone

China

Between 1 May and 31 May 2017, a total of 211,189 cases of HFMD including 28 deaths were reported in China. The number of HFMD cases reported monthly in 2017 was lower than those of similar months in the previous 5 years (2012 to 2016) but followed the same seasonal patterns (Figure 1).

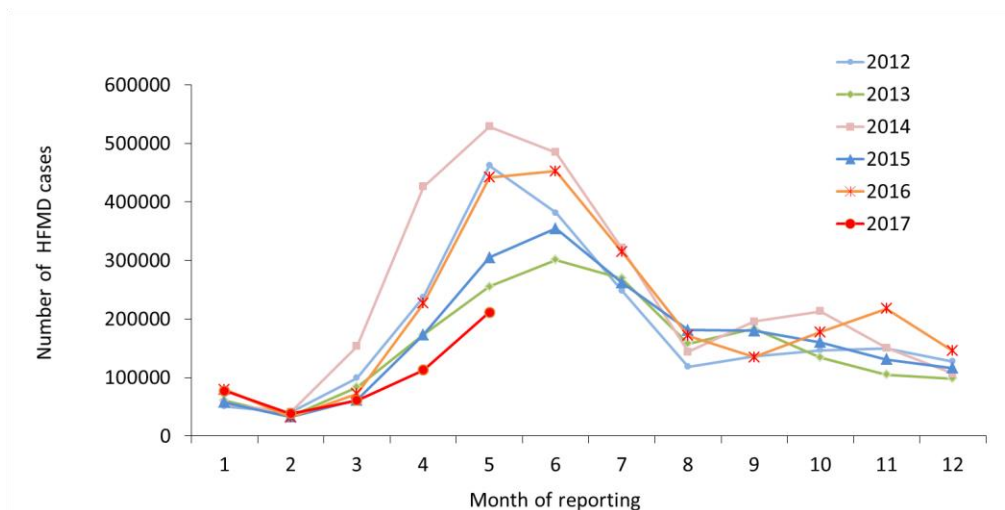


Figure 1: HFMD cases reported monthly 2012-2017, National Health and Family Planning Commission, China

Japan

The number of HFMD cases reported in week 25 of 2017 was 613.

As of 28 June, there have been 41,900 HFMD cases reported in 2017 and this follows seasonal trends of the same period between 2010 and 2016 (Figure 2).

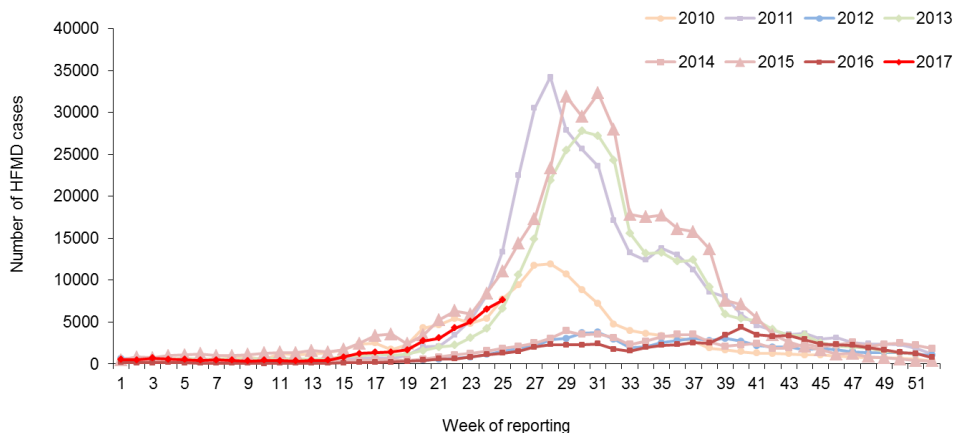


Figure 2: HFMD cases reported weekly by sentinel sites 2010-2017, National Institute of Infectious Diseases, Japan

Republic of Korea

The weekly number of reported HFMD cases from sentinel sites remains at low levels. In week 25 of 2017, the number of HFMD cases per 1,000 consultations was 13.0, which was higher than the previous week (10.2), but still lower than previous seasons (Figure 3).

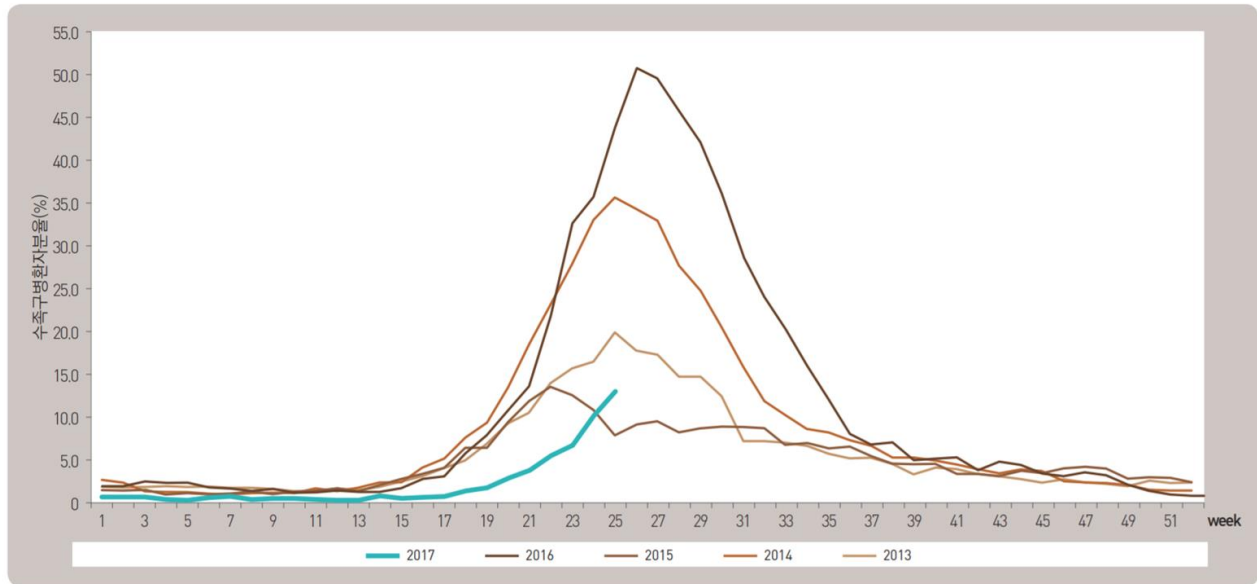


Figure 3: HFMD per 1,000 consultations reported weekly by sentinel sites 2013-2017, Korea Centres for Disease Control and Prevention, Korea

Countries/regions in the tropical zone

Hong Kong SAR (China)

The number of cases requiring hospitalisation reported from sentinel sites was 16 in weeks 24 of 2017. The number of HFMD cases reported weekly in 2017 follows the seasonal pattern observed from 2012 to 2016 (Figure 4).

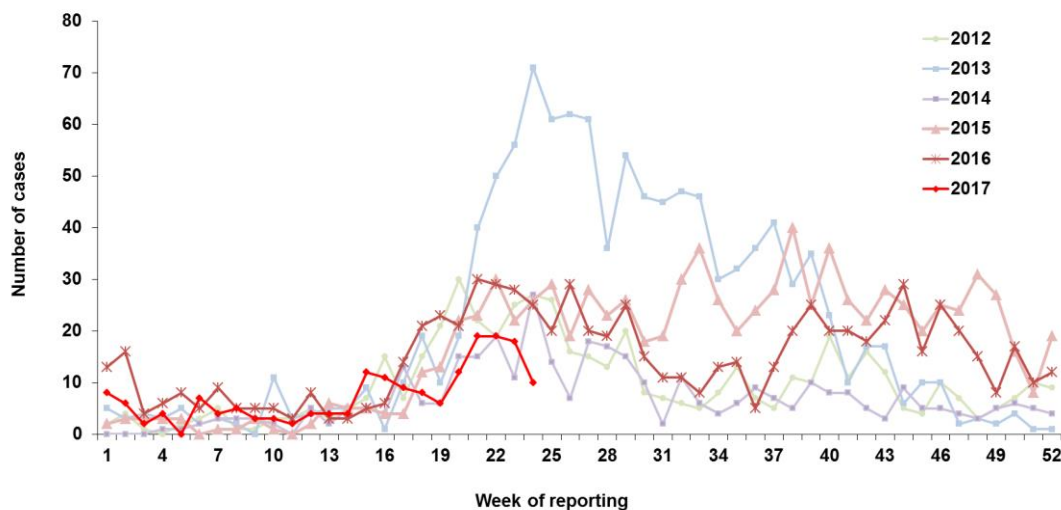


Figure 4: HFMD cases admitted to hospital reported weekly by sentinel sites 2012-2017, Hong Kong Centre for Health Protection, China

Macau SAR (China)

As of week 25 in 2017, a total of 1306 HFMD cases were reported in Macau SAR. There were 111 cases of HFMD reported in that week, which were 23% lower than the number of cases reported in the previous week (144 cases in week 24 of 2017). The number of reported HFMD cases remains lower than seen in previous years (Figure 5).

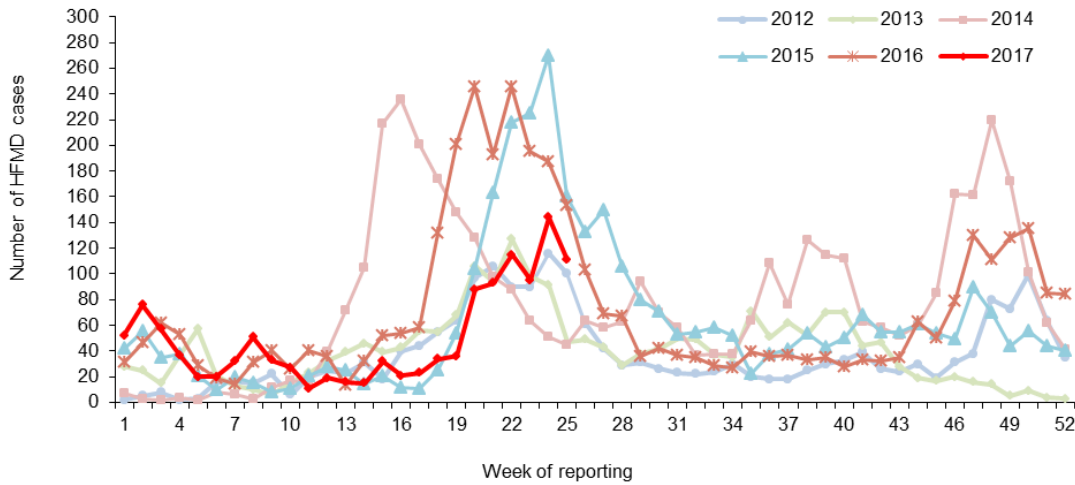


Figure 5: HFMD cases reported weekly 2012-2017, Macau Centre for Disease Control and Prevention, China

Singapore

In week 25 of 2017, there were 554 cases reported. HFMD remains lower than previous years (Figure 6)

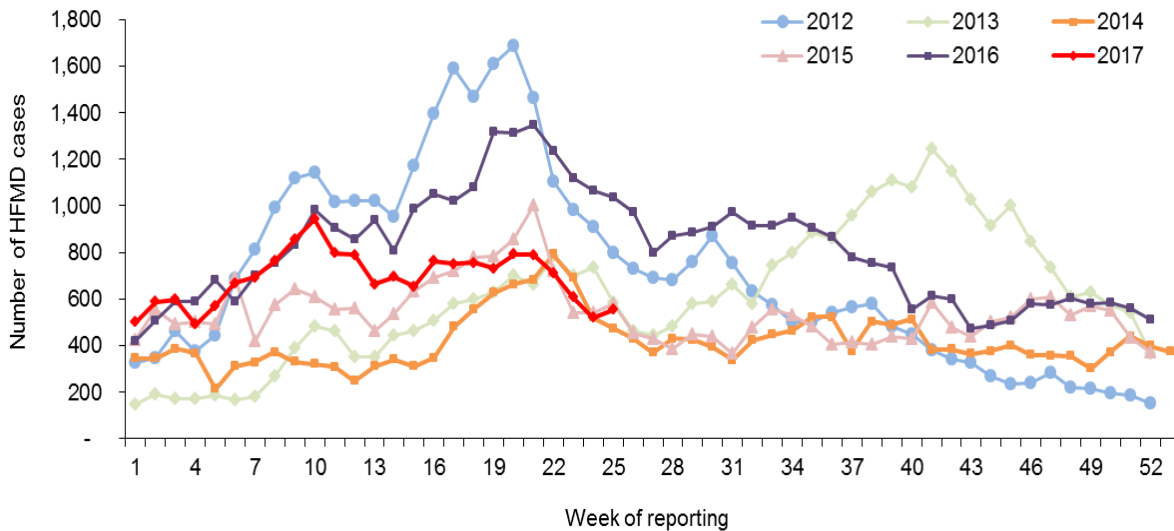


Figure 6: HFMD cases reported per week 2012-2017, Ministry of Health, Singapore

Viet Nam (no update)

The number of cases reported in week 23 of 2017 was 1,835, 2.7% higher than the previous week (1,787 cases). The cumulative number of cases as of 11 June 2017 was 23,551 with no deaths. Compared to the same period of 2016 (16,256 cases with no deaths), the number of cases is increased by 44.9% (Figure 7).

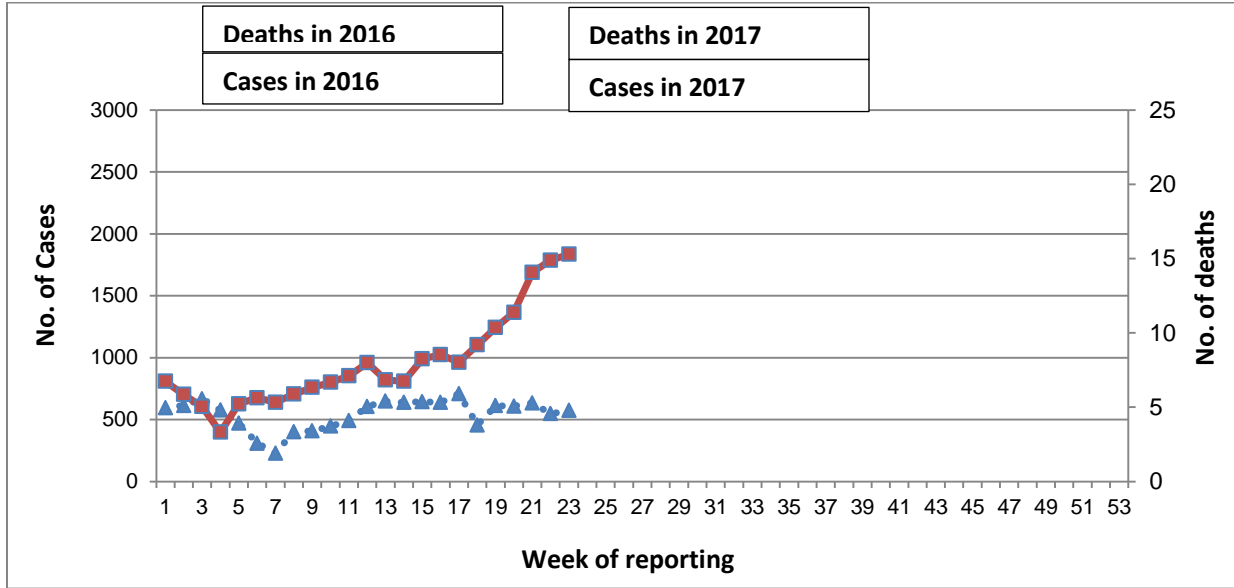


Figure 7: HFMD cases reported per week 2016-2017, General Department of Preventive Medicine, Ministry of Health, Viet Nam