

Surveillance summary in the Western Pacific Region

This surveillance summary includes information from countries and areas where transmission of Hand, Foot, and Mouth Disease (HFMD) occurs and case counts are routinely reported.

Countries in the temperate zone

China (no update)

Between 1 June and 30 June 2017, a total of 308,789 cases of HFMD including 30 deaths were reported in China. The number of HFMD cases reported monthly in 2017 is lower than those of similar months in the previous 5 years (2012 to 2016) but followed the same seasonal patterns (Figure 1).

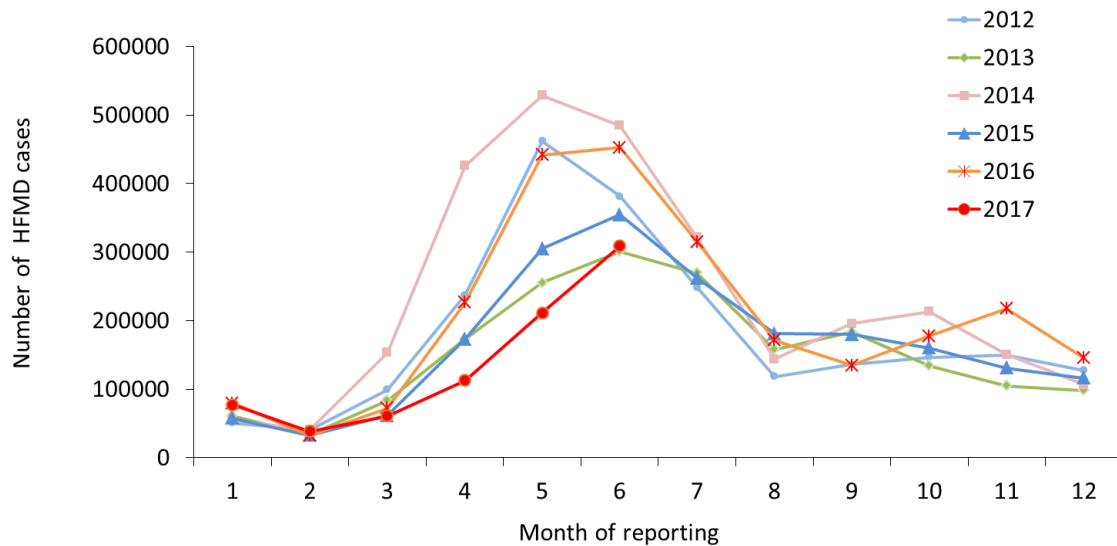


Figure 1: HFMD cases reported monthly 2012-2017, National Health and Family Planning Commission, China

Japan

The number of HFMD cases reported in week 29 of 2017 was 28,229. As of 26 July 2017, there have been 125,602 HFMD cases reported and this follows seasonal trends of the same period between 2010 and 2016 (Figure 2).

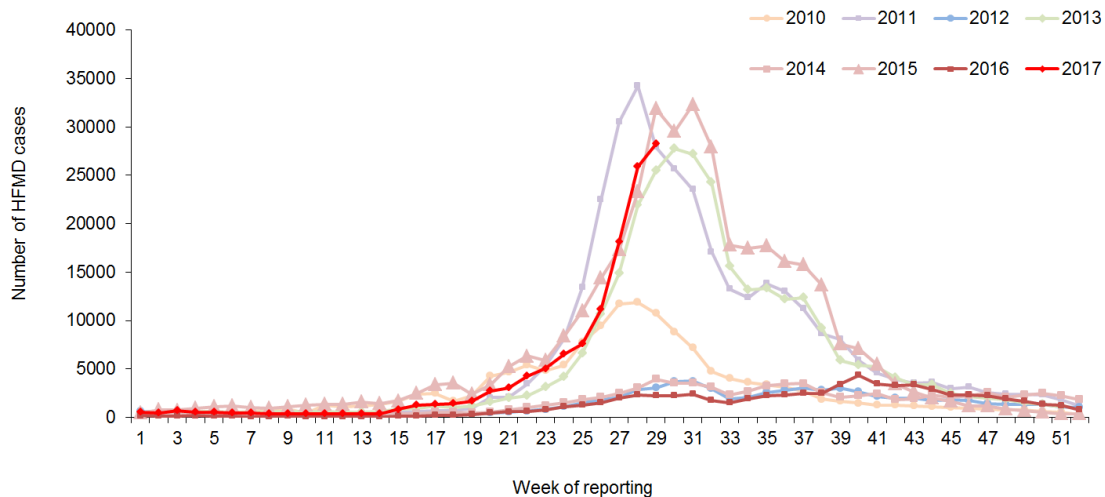


Figure 2: HFMD cases reported weekly by sentinel sites 2010-2017, National Institute of Infectious Diseases, Japan

Republic of Korea

The weekly number of reported HFMD cases from sentinel sites is rising. In week 29 of 2017, the number of HFMD cases per 1,000 consultations was 26.7 which was higher than the previous week (25.7), but still lower than the same week in 2016 (Figure 3).

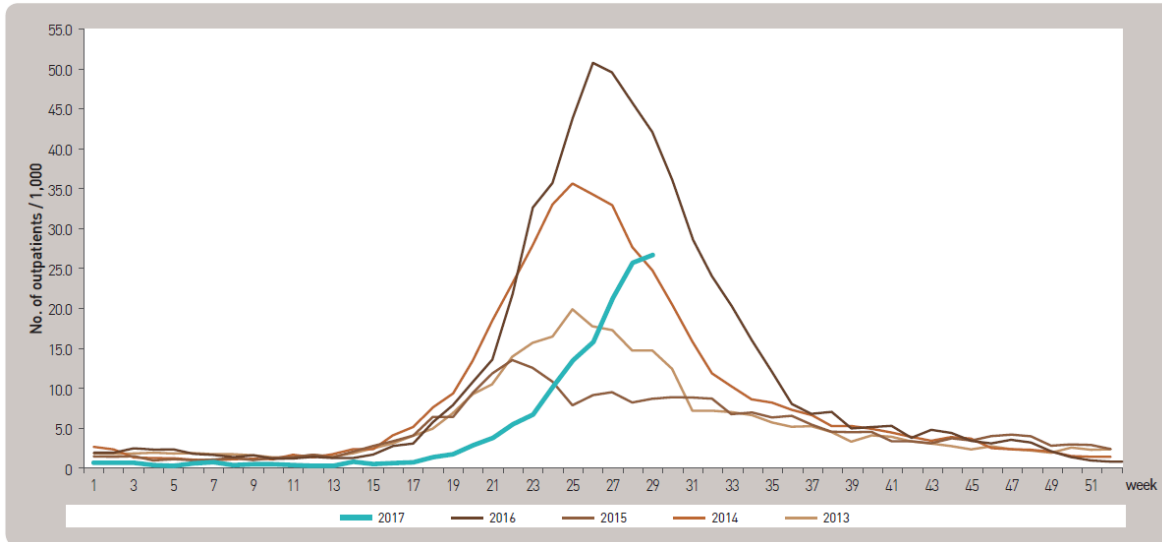


Figure 3: HFMD per 1,000 consultations reported weekly by sentinel sites 2013-2017, Korea Centres for Disease Control and Prevention, Korea

Countries/regions in the tropical zone

Hong Kong SAR (China)

The number of cases requiring hospitalisation reported from sentinel sites was 13 in week 29 of 2017. The trend of HFMD cases reported weekly in 2017 follows the seasonal pattern observed from 2012 to 2016 (Figure 4).

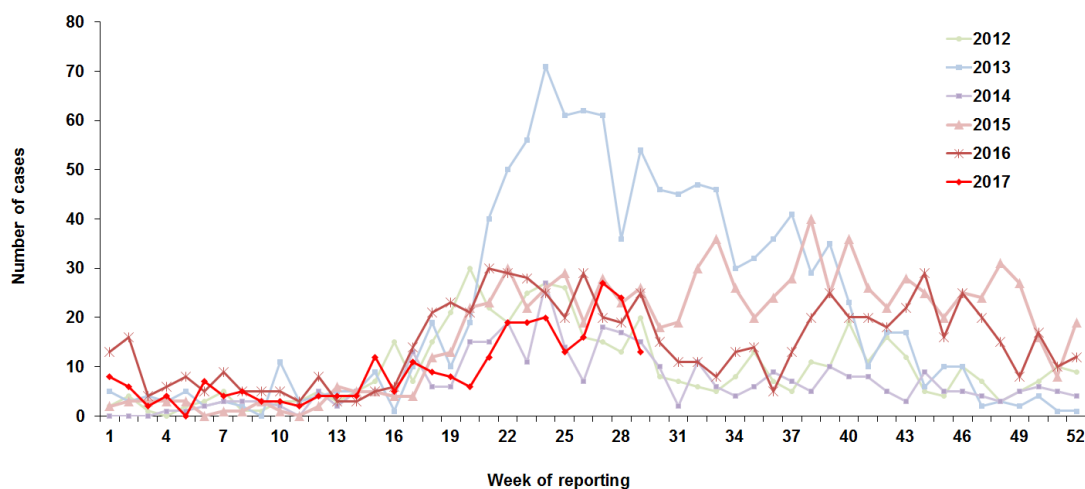


Figure 4: HFMD cases admitted to hospital reported weekly by sentinel sites 2012-2017, Hong Kong Centre for Health Protection, China

Macau SAR (China) (no update)

As of week 27 in 2017, a total of 1701 HFMD cases were reported in Macau SAR. There were 80 cases of HFMD reported in that week, which were 64.9% lower than the number of cases reported in the previous week (228 cases in week 26 of 2017). The seasonal peak is occurring later this year compared to previous years. But the number of reported HFMD cases remains lower than seen in previous years (Figure 5).

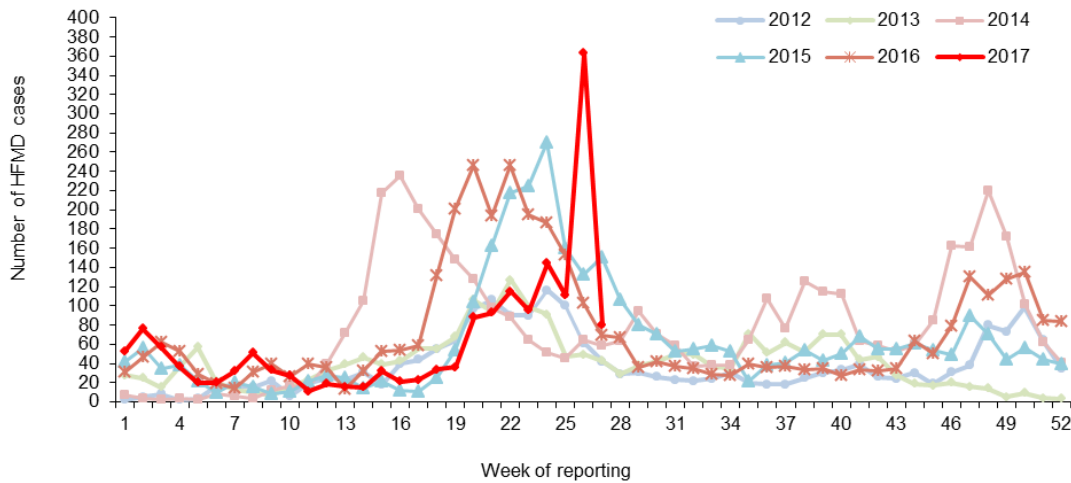


Figure 5: HFMD cases reported weekly 2012-2017, Macau Centre for Disease Control and Prevention, China

Singapore

In week 29 of 2017, there were 692 cases reported. The number of reported HFMD cases last month shows an upward trend (Figure 6).

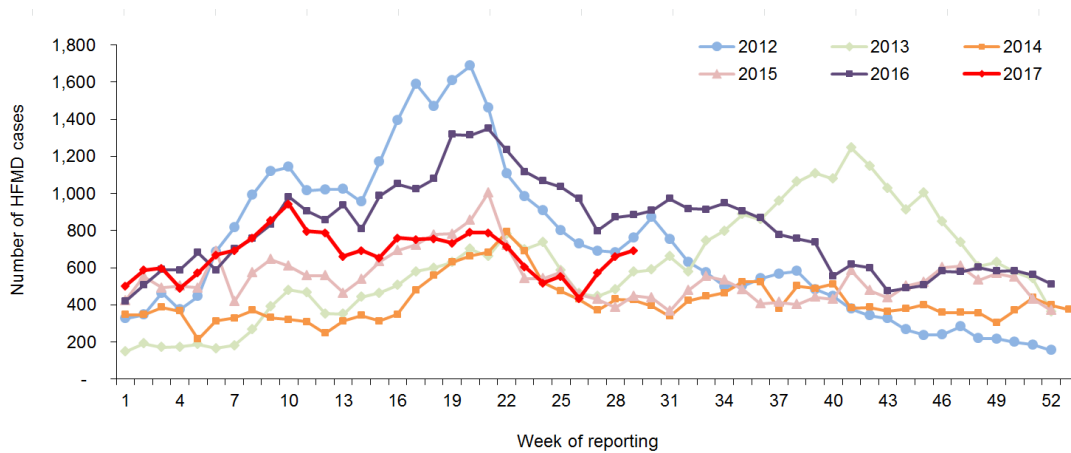


Figure 6: HFMD cases reported per week 2012-2017, Ministry of Health, Singapore

Viet Nam

The number of hospital admission cases was reported in 1,044 in week 29, which was 6.1% increase from 984 cases in the previous week, but no death was reported. The reported number of cases has increased in southern provinces. The cumulative number of hospital admission cases as of 22 Jul 2017 was 18,059 cases in 63 provinces, which was 11.1% higher than 16,256 cases in the same period of 2016 (Figure 7).

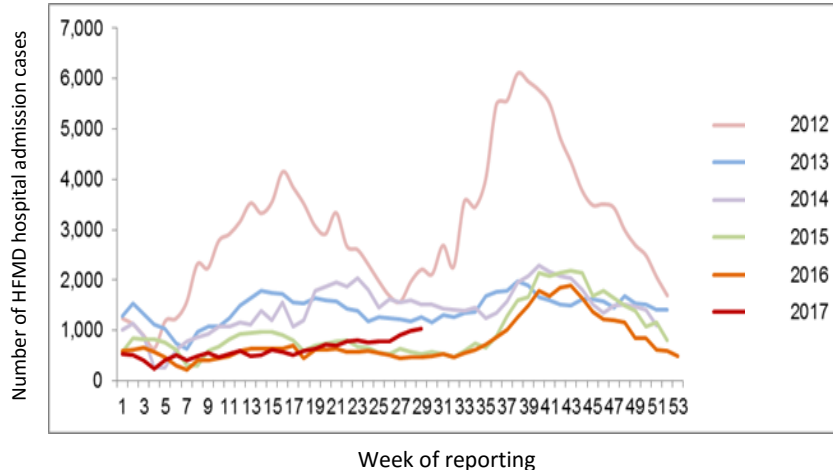


Figure 7: HFMD hospital admission cases by week from 2012-Jul 2017, Ministry of Health, Viet Nam