

Surveillance summary in the Western Pacific Region

This surveillance summary includes information from countries and areas where transmission of Hand, Foot, and Mouth Disease (HFMD) occurs and case counts are routinely reported.

Countries in the temperate zone

China

Between 1 July and 31 July 2017, a total of 277,680 cases of HFMD including 9 deaths were reported in China. The number of HFMD cases reported monthly in 2017 is lower than those of similar months in the previous 5 years (2012 to 2016) but followed the same seasonal patterns (Figure 1).

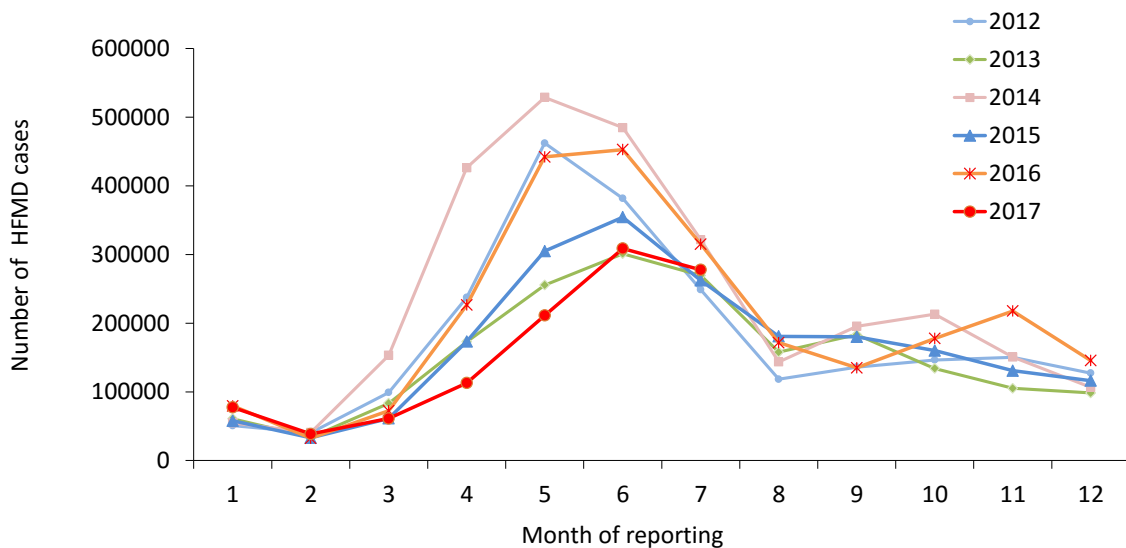


Figure 1: HFMD cases reported monthly 2012-2017, National Health and Family Planning Commission, China

Japan

The number of HFMD cases reported in week 31 of 2017 was 29,972. As of 9 August 2017, there have been 186,827 HFMD cases reported and this follows seasonal trends of the same period between 2010 and 2016 (Figure 2).

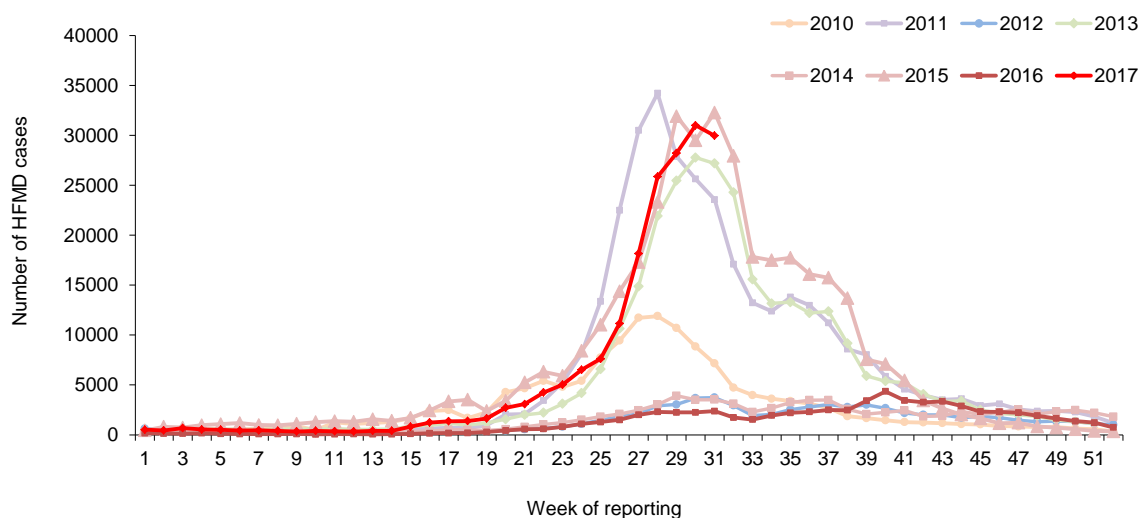


Figure 2: HFMD cases reported weekly by sentinel sites 2010-2017, National Institute of Infectious Diseases, Japan

Republic of Korea

The weekly number of reported HFMD cases from sentinel sites is rising. In week 32 of 2017, the number of HFMD cases per 1,000 consultations was 14.1 which was lower than the previous week (15.8), and also lower than the same week in 2016 (Figure 3).

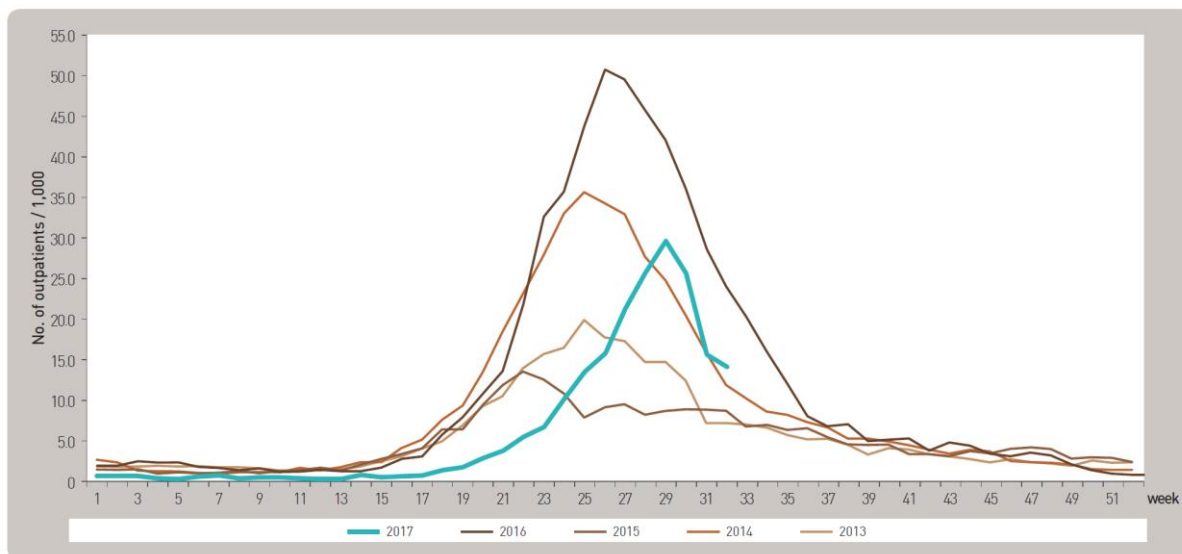


Figure 3: HFMD per 1,000 consultations reported weekly by sentinel sites 2013-2017, Korea Centres for Disease Control and Prevention, Korea

Countries/regions in the tropical zone

Hong Kong SAR (China)

The trend of HFMD cases reported weekly in 2017 follows the seasonal pattern observed from 2012 to 2016. The number of cases requiring hospitalisation reported from sentinel sites was 15 in week 32 of 2017 (Figure 4).

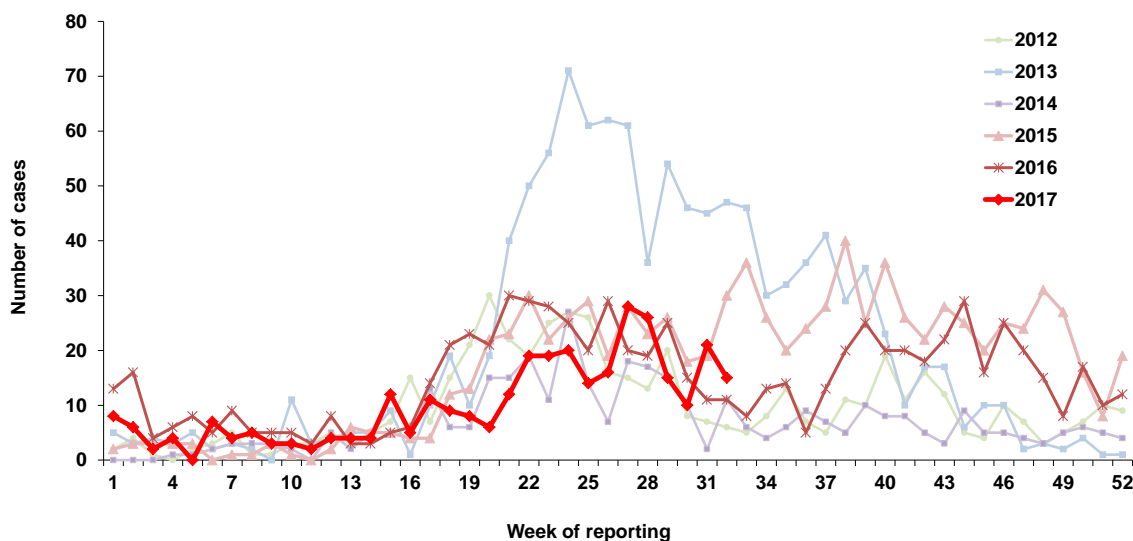


Figure 4: HFMD cases admitted to hospital reported weekly by sentinel sites 2012-2017, Hong Kong Centre for Health Protection, China

Macau SAR (China)

As of week 33 in 2017, a total of 2,221 HFMD cases were reported in Macau SAR. There were 26 cases of HFMD reported in that week, which were 62.3% lower than the number of cases reported in the previous week (69 cases in week 32 of 2017). The seasonal peak was observed in June this year, the farthest in the year compared to previous seasons. The number of reported HFMD cases is similar to those seen in previous years (Figure 5).

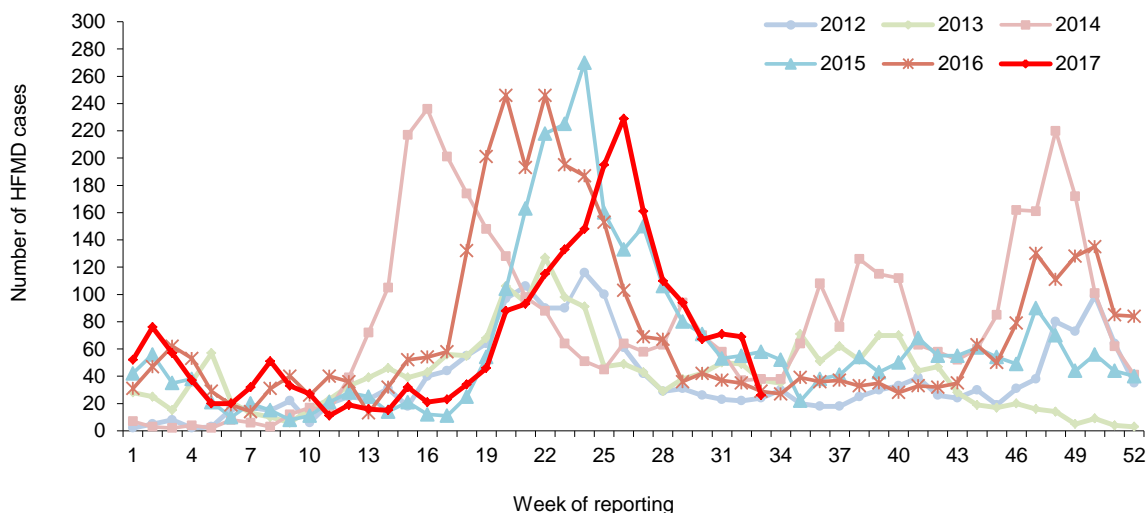


Figure 5: HFMD cases reported weekly 2012-2017, Macau Centre for Disease Control and Prevention, China

Singapore

In week 31 of 2017, there were 872 cases reported. The number of reported HFMD cases in the last month shows an upward trend (Figure 6).

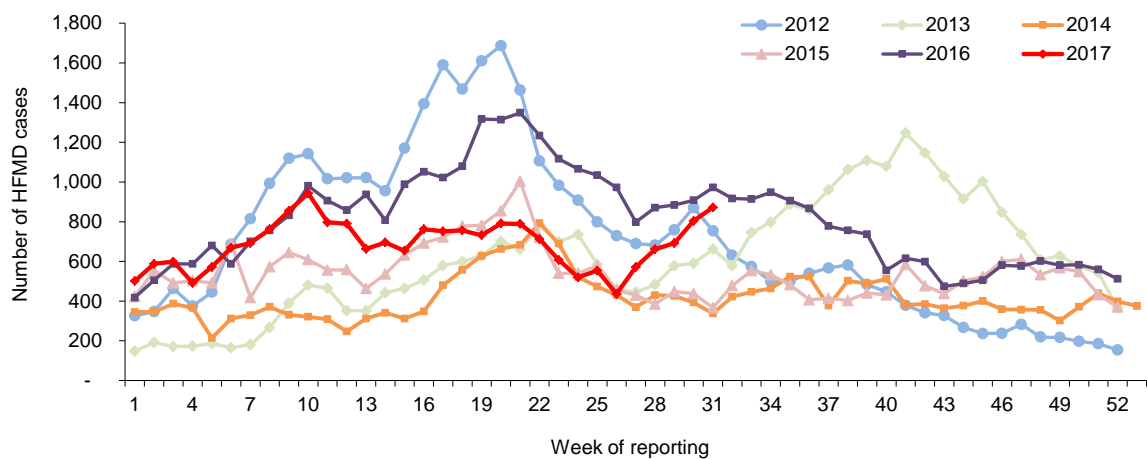


Figure 6: HFMD cases reported per week 2012-2017, Ministry of Health, Singapore

Viet Nam

The number of hospital admission cases was reported in 1,223 in week 31, which was 5.2% increase from 1,162 cases in the previous week, but no death was reported. The cumulative number of hospital admission cases as of 6 August 2017 was 20,603 cases in 63 provinces (Figure 7).

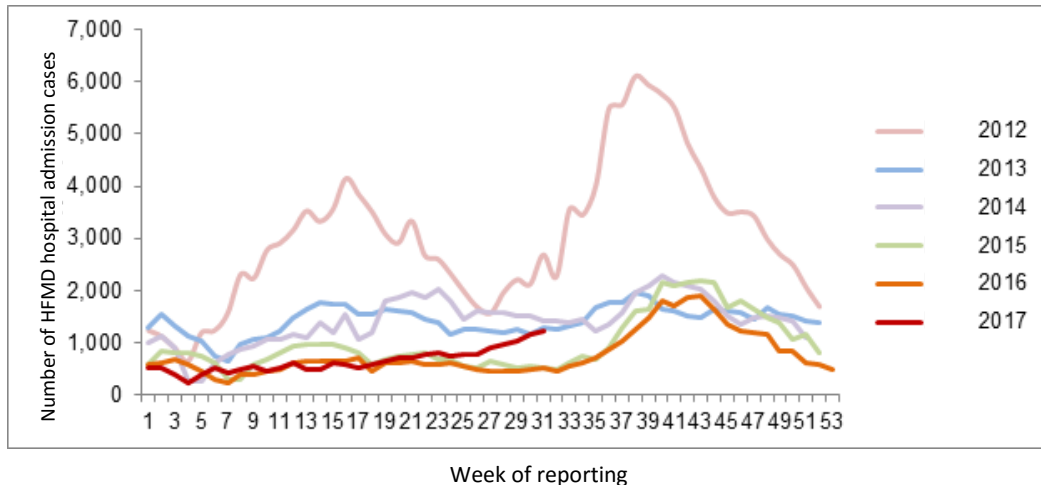


Figure 7: HFMD hospital admission cases by week from 2012-Jul 2017, Ministry of Health, Viet Nam