

## Surveillance summary in the Western Pacific Region

This surveillance summary includes information from countries and areas where transmission of Hand, Foot and Mouth Disease (HFMD) occurs and case counts are routinely reported.

### Countries in the temperate zone

#### China (No update)

Between 1 and 31 August 2017, a total of 173,367 cases of HFMD including 7 deaths were reported in China. The number of HFMD cases followed the same seasonal patterns in the past 5 years (2012 to 2016) (Figure 1).

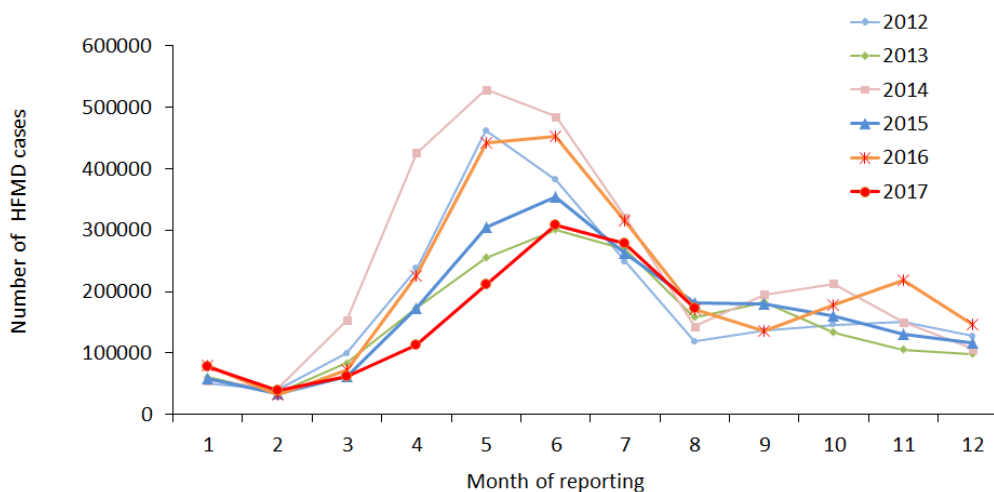


Figure 1: HFMD cases reported monthly 2012-2017, National Health and Family Planning Commission, China

#### Japan

The number of HFMD cases reported in week 37 of 2017 was 12,198. As of 20 September 2017, there have been 288,682 HFMD cases reported in 2017, and this follows seasonal trends of the same period observed between 2010 and 2016 (Figure 2).

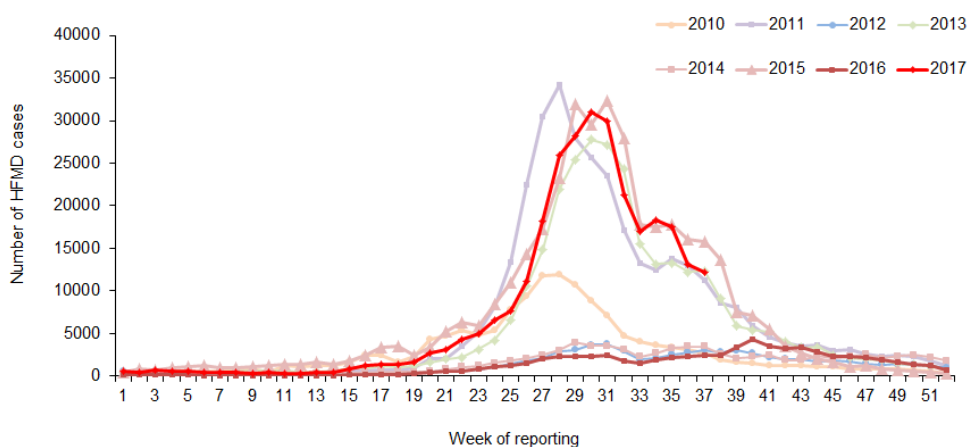


Figure 2: HFMD cases reported weekly by sentinel sites 2010-2017, National Institute of Infectious Diseases, Japan

## Republic of Korea

In week 37 of 2017, the number of HFMD cases per 1,000 consultations was 7.8 which was lower than the previous week (9.4) and this follows seasonal trends of the same period observed between 2013 and 2016 (Figure 3).

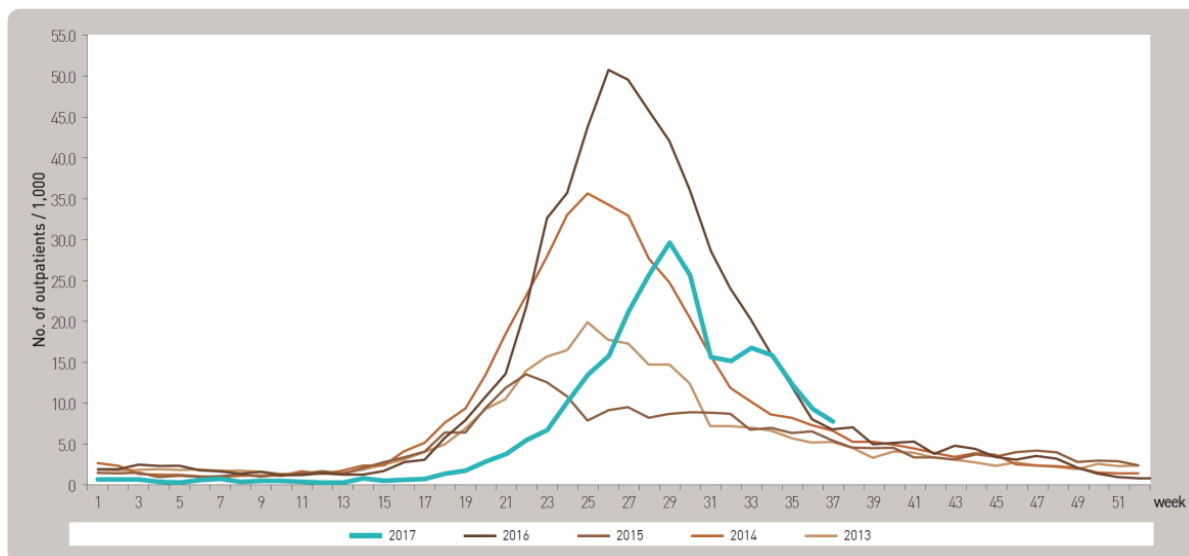


Figure 3: HFMD per 1,000 consultations reported weekly by sentinel sites 2013-2017, Korea Centres for Disease Control and Prevention, ROK

## Countries/regions in the tropical zone

### Hong Kong SAR, China

The number of HFMD cases requiring hospitalisation reported from sentinel sites was 15 in week 37 of 2017. The trend of HFMD cases reported weekly in 2017 follows the seasonal pattern observed from 2012 to 2016 (Figure 4).

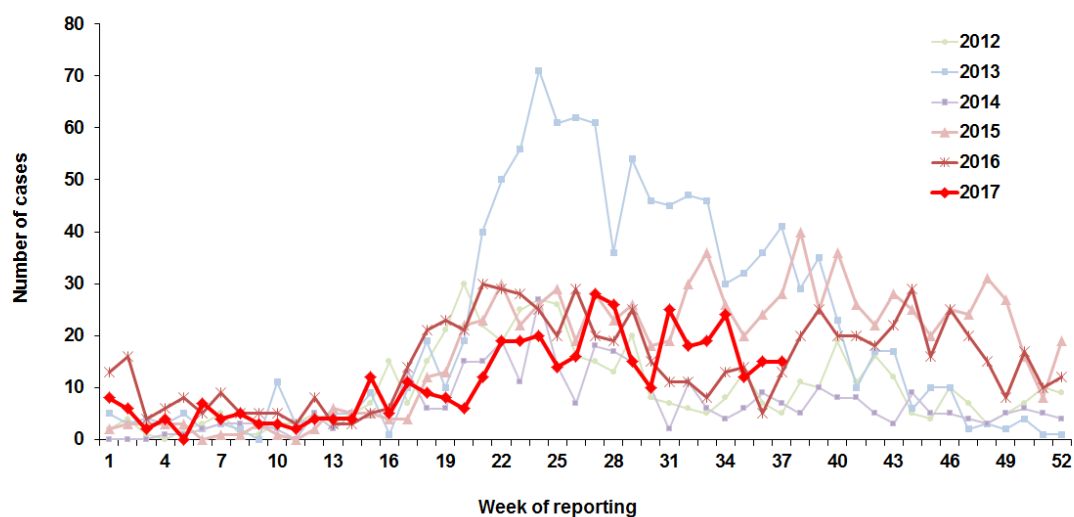


Figure 4: HFMD cases admitted to hospital reported weekly by sentinel sites 2012-2017, Hong Kong Centre for Health Protection, China

### Macao SAR, China

As of week 37 in 2017, a total of 2,389 HFMD cases were reported in Macao SAR. There were 31 cases of HFMD reported in that week, which were 14.8% higher than the number of cases reported in the previous week (27 cases in week 36 of 2017). The seasonal peak was observed in June this year, the farthest in the year compared to previous seasons (Figure 5).

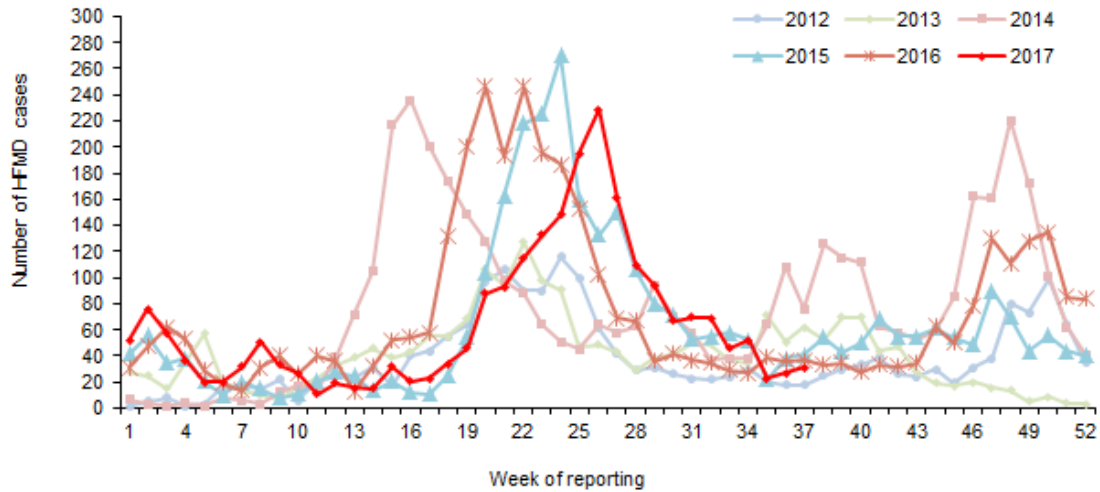


Figure 5: HFMD cases reported weekly 2012-2017, Macau Centre for Disease Control and Prevention, China

### Singapore

In week 37 of 2017, there were 717 cases of HFMD reported. The number of reported HFMD cases is lower compared to those seen in previous years (Figure 6).

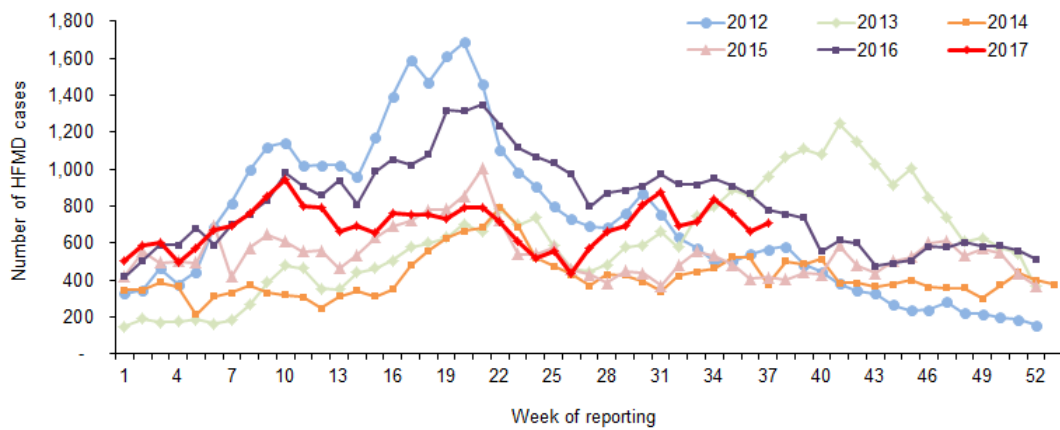


Figure 6: HFMD cases reported per week 2012-2017, Ministry of Health, Singapore

## Viet Nam

The number of reported HFMD cases admitted into hospital was 1,884 in week 37, which was a 13.4% increase from 1,662 cases in the previous week, but no death was reported. The cumulative number of hospital admitted cases as of 17 September 2017 was 27,224 in 63 provinces, an increase of 10.9% compared to the same period of 2016. So far this year, no death reported (Figure 7).

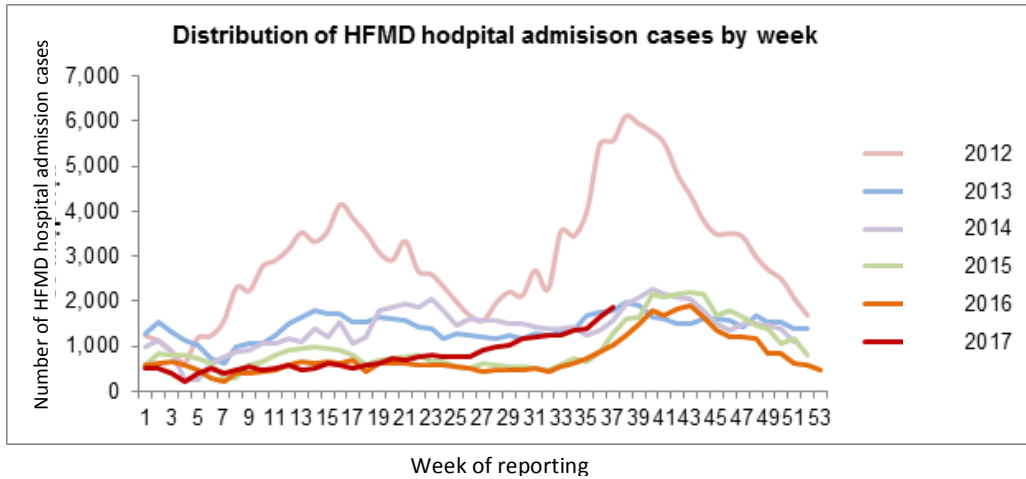


Figure 7: HFMD hospital admission cases by week from 2012 to 17 September 2017, Ministry of Health, Viet Nam