

Surveillance summary in the Western Pacific Region

This surveillance summary includes information from countries and areas where transmission of Hand, Foot and Mouth Disease (HFMD) occurs and case counts are routinely reported.

Countries in the temperate zone

China (No update)

Between 1 and 31 August 2017, a total of 173,367 cases of HFMD including 7 deaths were reported in China. The number of HFMD cases followed the same seasonal patterns in the past 5 years (2012 to 2016) (Figure 1).

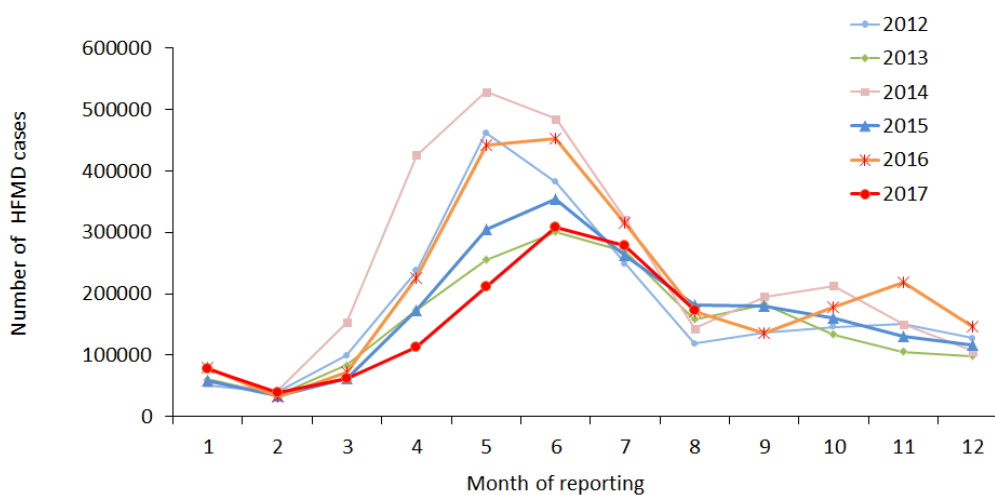


Figure 1: HFMD cases reported monthly 2012-2017, National Health and Family Planning Commission, China

Japan

The number of HFMD cases reported in week 39 of 2017 was 7,447. As of 4 October 2017, there have been 304,634 HFMD cases reported in 2017, and this follows seasonal trends of the same period observed between 2010 and 2016 (Figure 2).

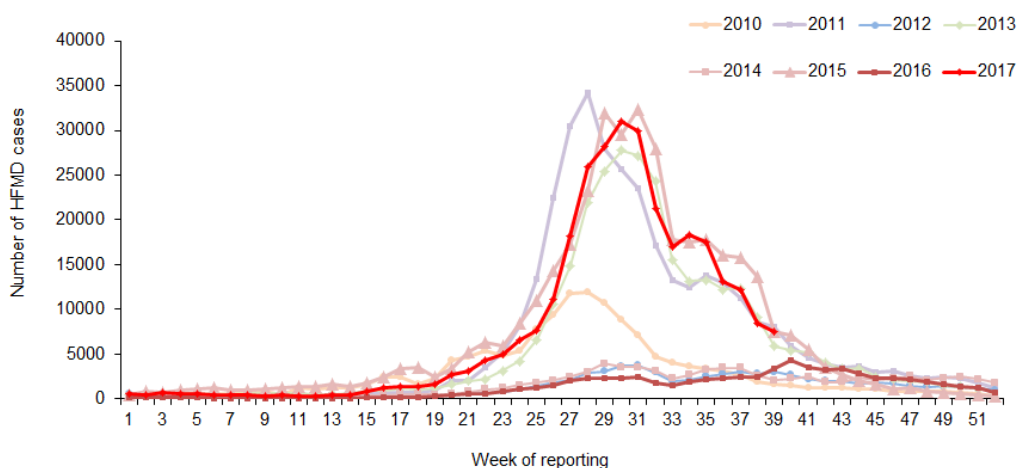


Figure 2: HFMD cases reported weekly by sentinel sites 2010-2017, National Institute of Infectious Diseases, Japan

Republic of Korea

In week 38 of 2017, the number of HFMD cases per 1,000 consultations was 6.9 which was lower than the previous week (7.8). This follows seasonal trends of the same period observed between 2013 and 2016 (Figure 3).

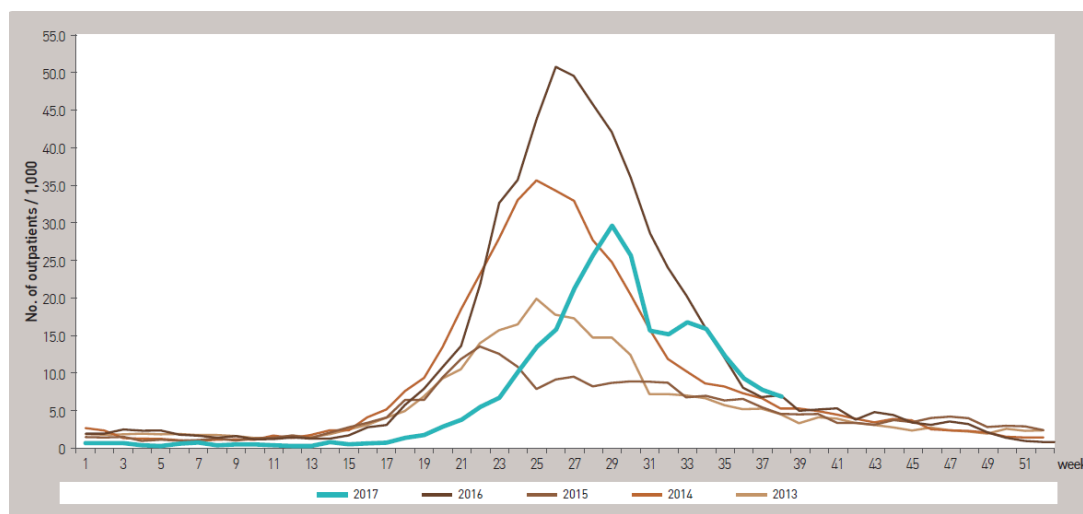


Figure 3: HFMD per 1,000 consultations reported weekly by sentinel sites 2013-2017, Korea Centres for Disease Control and Prevention, ROK

Countries/regions in the tropical zone

Hong Kong SAR, China

The number of HFMD cases requiring hospitalisation reported from sentinel sites was 12 in week 39 of 2017. The trend of HFMD cases reported weekly in 2017 follows the seasonal pattern observed from 2012 to 2016 (Figure 4).

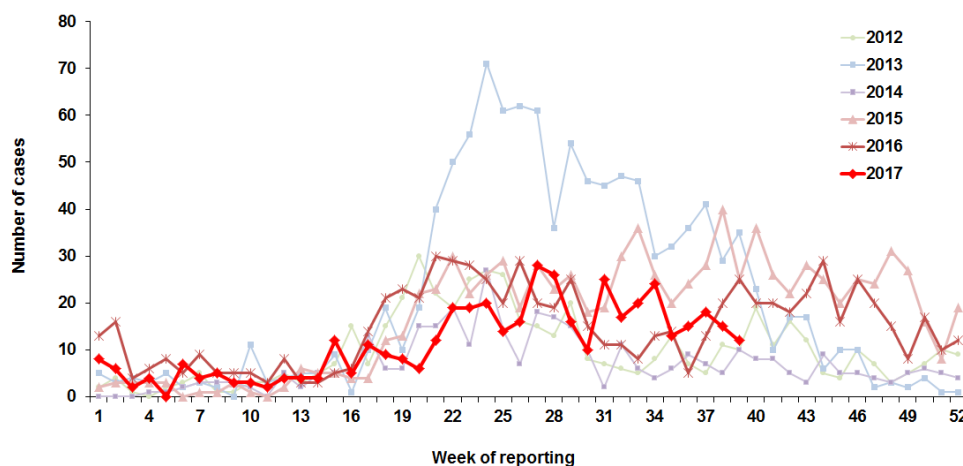


Figure 4: HFMD cases admitted to hospital reported weekly by sentinel sites 2012-2017, Hong Kong Centre for Health Protection, China

Macao SAR, China

As of week 39 in 2017, a total of 2,494 HFMD cases were reported in Macao SAR. There were 37 cases of HFMD reported in that week, which was 28.8% lower than the number of cases reported in the previous week (52 cases in week 38 of 2017). The seasonal peak was observed in June this year, later than seasonal peaks in previous seasons (Figure 5).

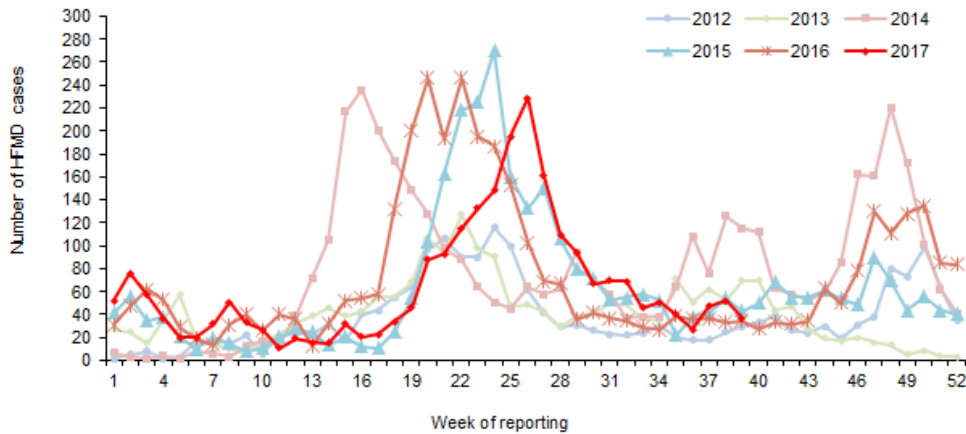


Figure 5: HFMD cases reported weekly 2012-2017, Macau Centre for Disease Control and Prevention, China

Singapore

In week 39 of 2017, there were 672 cases of HFMD reported. The current number of reported HFMD cases is comparable to previous years (Figure 6).

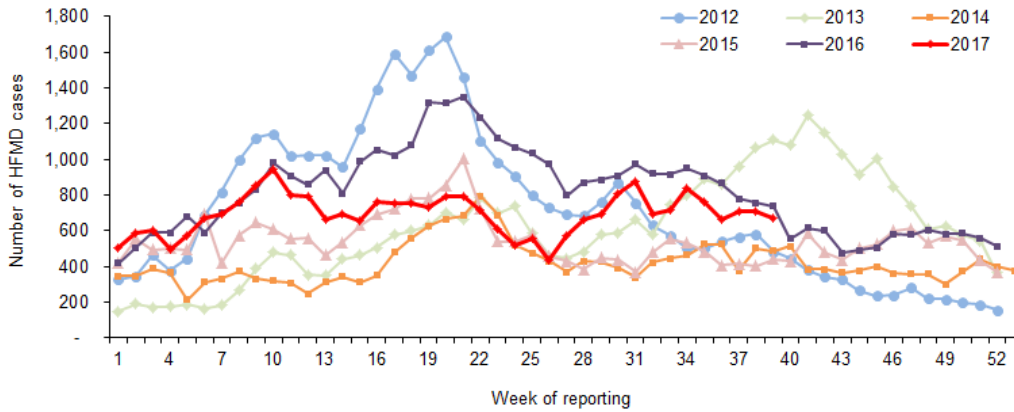


Figure 6: HFMD cases reported per week 2012-2017, Ministry of Health, Singapore

Viet Nam

The number of reported HFMD cases admitted into hospital was 1,900 in week 39, which was a 4.3% decrease from 1,986 cases in the previous week. No deaths were reported. The cumulative number of hospital admitted cases as of 1 October 2017 was 34,492 in 63 provinces, an increase of 10.2% compared to the same period of 2016. So far this year, no deaths have been reported (Figure 7).

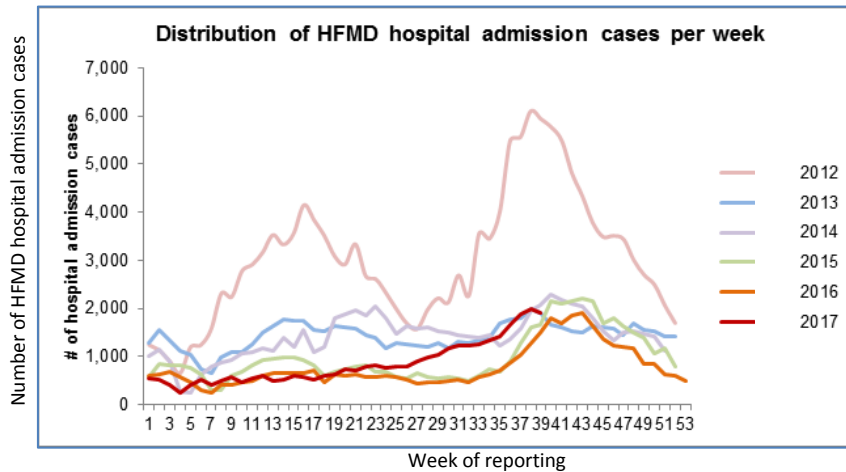


Figure 7: HFMD hospital admission cases by week from 2012 to 1 October 2017, Ministry of Health, Viet Nam