

### Surveillance summary in the Western Pacific Region

This surveillance summary includes information from countries and areas where transmission of Hand, Foot and Mouth Disease (HFMD) occurs and case counts are routinely reported.

### Countries in the temperate zone

#### China (No update)

Between 1 and 30 September 2017, a total of 218,880 cases of HFMD including 4 deaths were reported in China. The number of HFMD cases followed the same seasonal patterns in the past 5 years (2012 to 2016) (Figure 1).

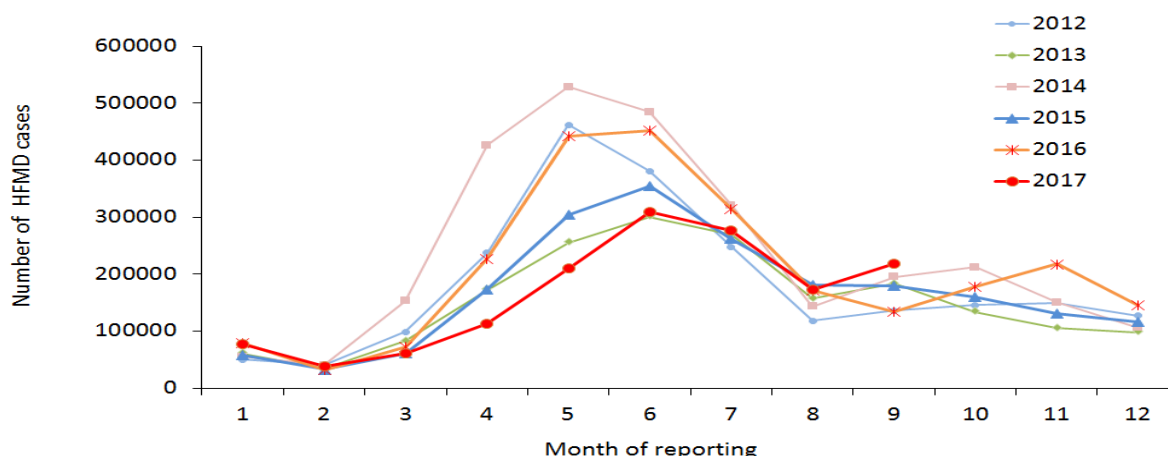


Figure 1: HFMD cases reported monthly 2012-2017, National Health and Family Planning Commission, China

#### Japan

The number of HFMD cases reported in week 42 of 2017 was 5630. As of 25 October 2017, there have been 322,313 HFMD cases reported in 2017, and this follows seasonal trends of the same period observed between 2010 and 2016 (Figure 2).

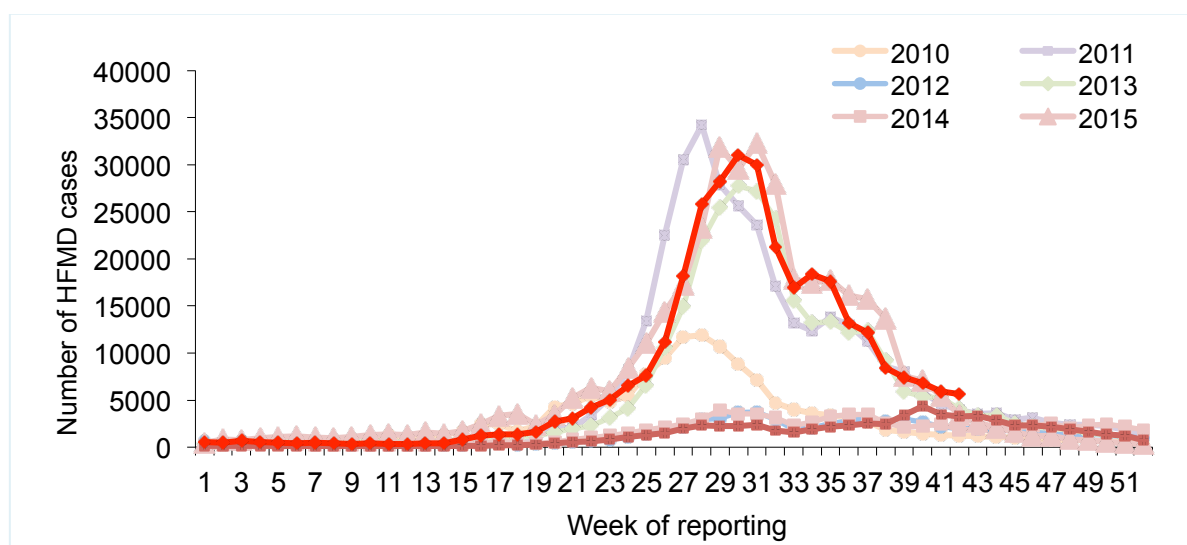


Figure 2: HFMD cases reported weekly by sentinel sites 2010-2017, National Institute of Infectious Diseases, Japan

## Republic of Korea

In week 43 of 2017, the number of HFMD cases per 1,000 consultations was 2.4 which was lower than the previous week (3.1). This follows seasonal trends of the same period observed between 2013 and 2016 (Figure 3).

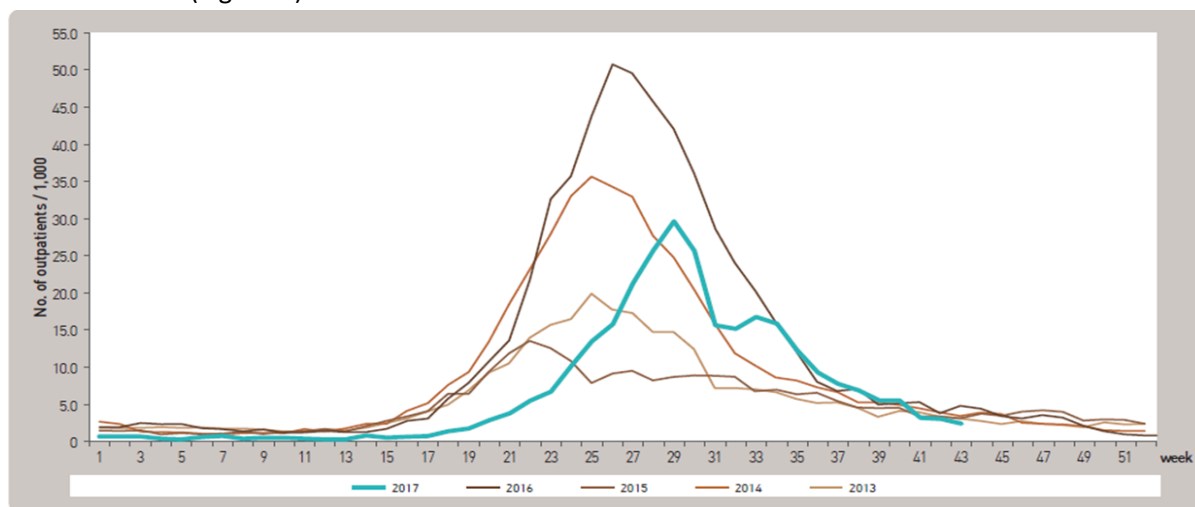


Figure 3: HFMD per 1,000 consultations reported weekly by sentinel sites 2013-2017, Korea Centres for Disease Control and Prevention, ROK

## Countries/regions in the tropical zone

### Hong Kong SAR, China

The number of HFMD cases requiring hospitalisation reported from sentinel sites was 27 in week 43 of 2017. The trend in HFMD cases increased from week 40 where 38 cases were reported compared to only 16 cases in week 39. Currently the trend is above the previous 5 years trend (Figure 4).

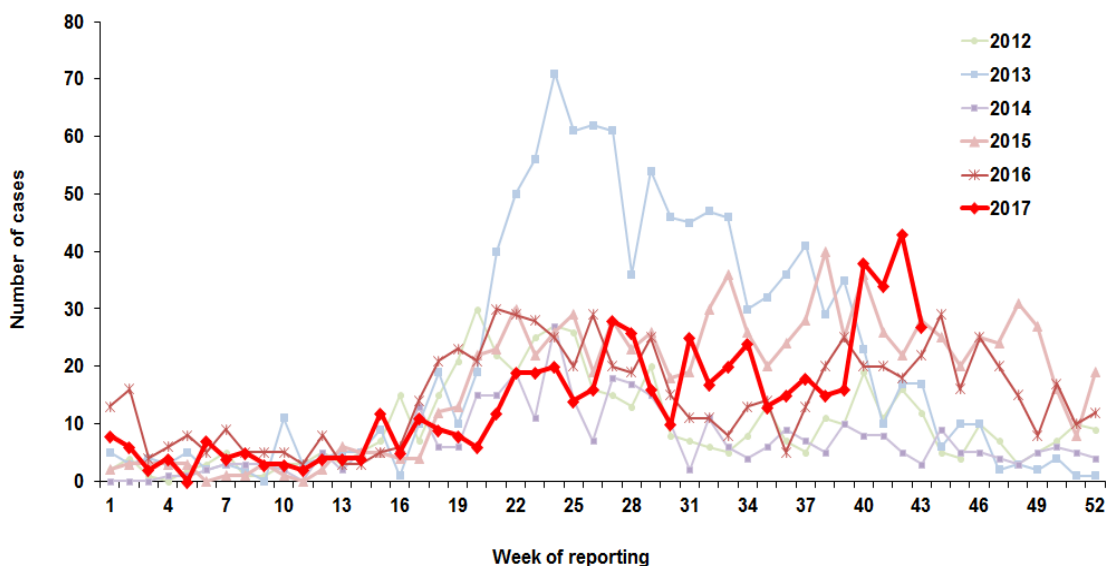


Figure 4: HFMD cases admitted to hospital reported weekly by sentinel sites 2012-2017, Hong Kong Centre for Health Protection, China

## Macao SAR, China

As of week 43, a total of 2,842 HFMD cases were reported in Macao SAR in 2017. There were 95 cases of HFMD reported in week 43, compared to 96 cases in week 42. The seasonal peak was observed in June this year, later than seasonal peaks in previous seasons (Figure 5).

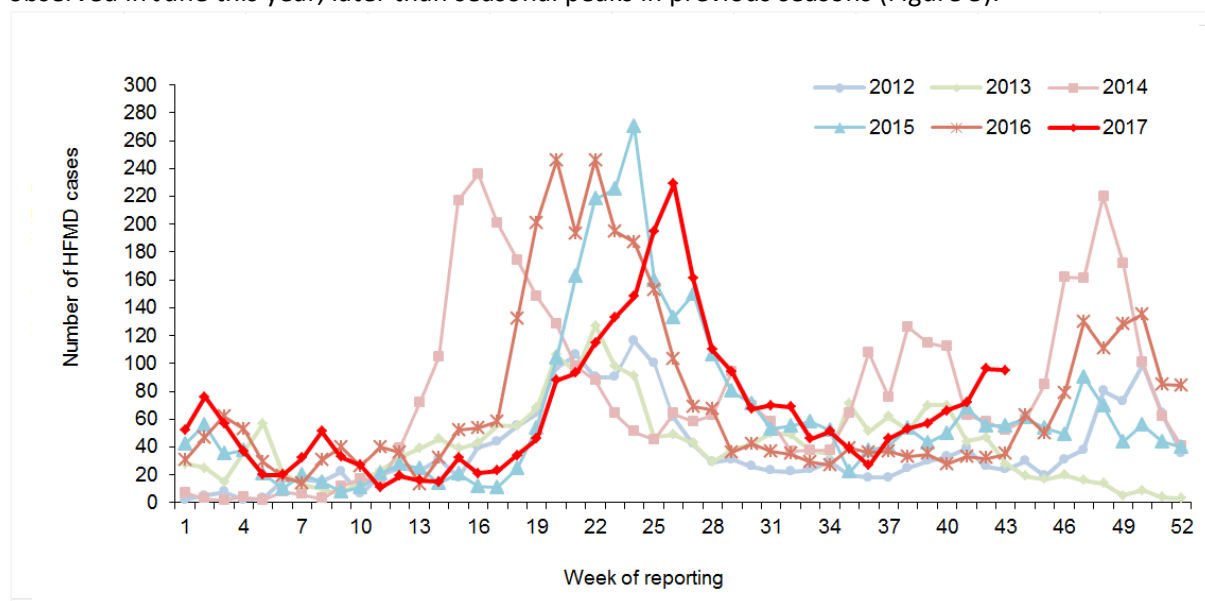


Figure 5: HFMD cases reported weekly 2012-2017, Macau Centre for Disease Control and Prevention, China

## Singapore

In week 43 of 2017, there were 549 cases of HFMD reported. The current number of reported HFMD cases is comparable to previous years (Figure 6).

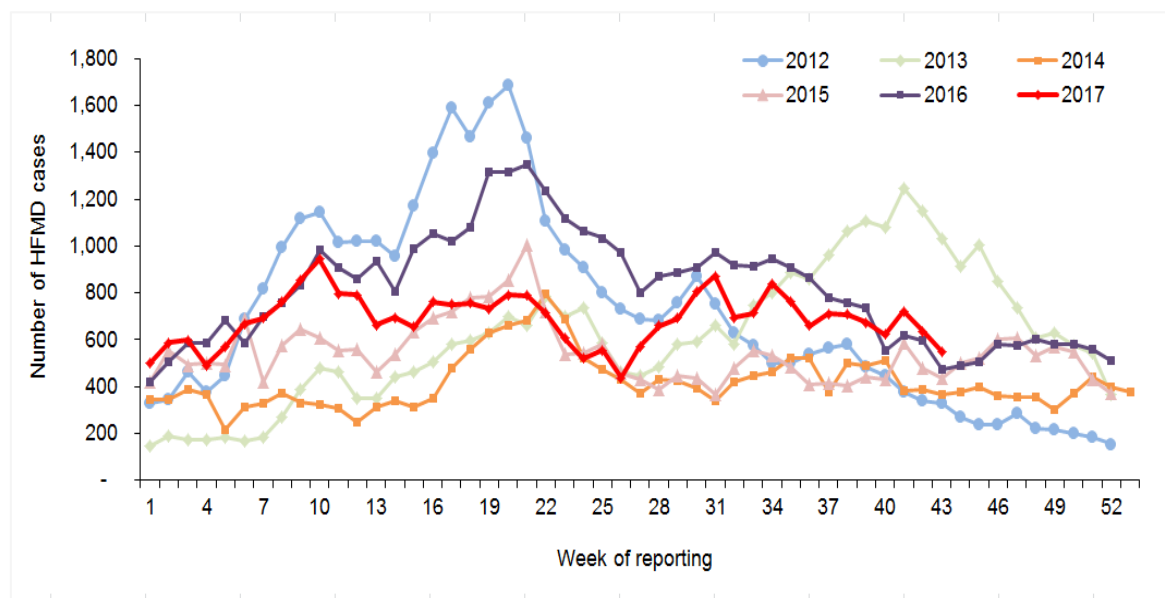


Figure 6: HFMD cases reported per week 2012-2017, Ministry of Health, Singapore

## Viet Nam

The number of reported HFMD cases admitted to hospital was 1267 in week 43, which was a 14.7% decrease from 1486 cases in the previous week. No deaths were reported. The cumulative number of hospital admitted cases as of 29 October 2017 was 42,015 in 63 provinces, an increase of 6.1% compared to the same period of 2016. So far this year, no deaths have been reported (Figure 7).

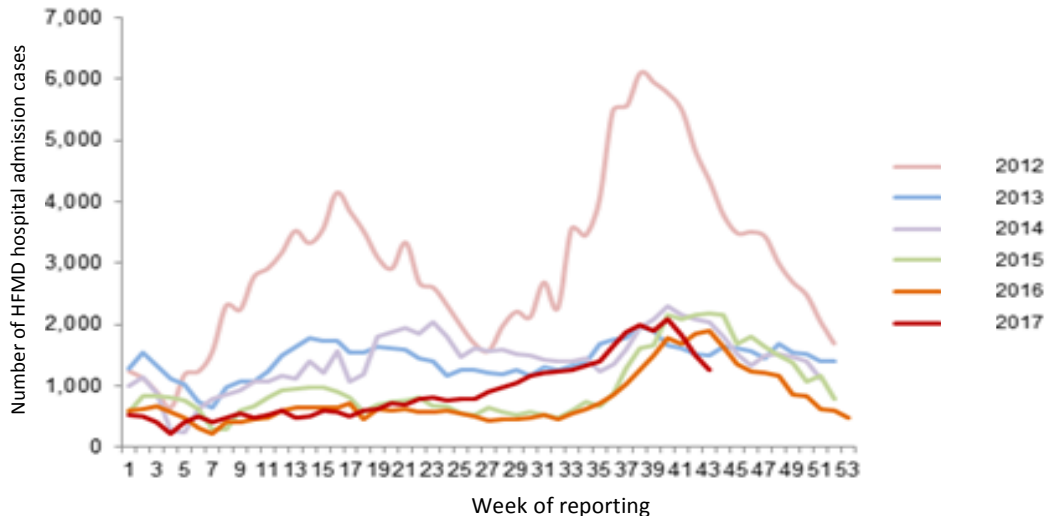


Figure 7: HFMD hospital admission cases by week from 2012 to 1 October 2017, Ministry of Health, Viet Nam