

## Surveillance summary in the Western Pacific Region

This surveillance summary includes information from countries and areas where transmission of Hand, Foot and Mouth Disease (HFMD) occurs and case counts are routinely reported.

### Countries in the temperate zone

#### China

Between 1 and 31 October 2017, a total of 263,311 cases of HFMD including one death were reported in China. There was an increasing trend of HFMD cases, slightly above the season trend of the previous five years (2012 to 2016) (Figure 1).

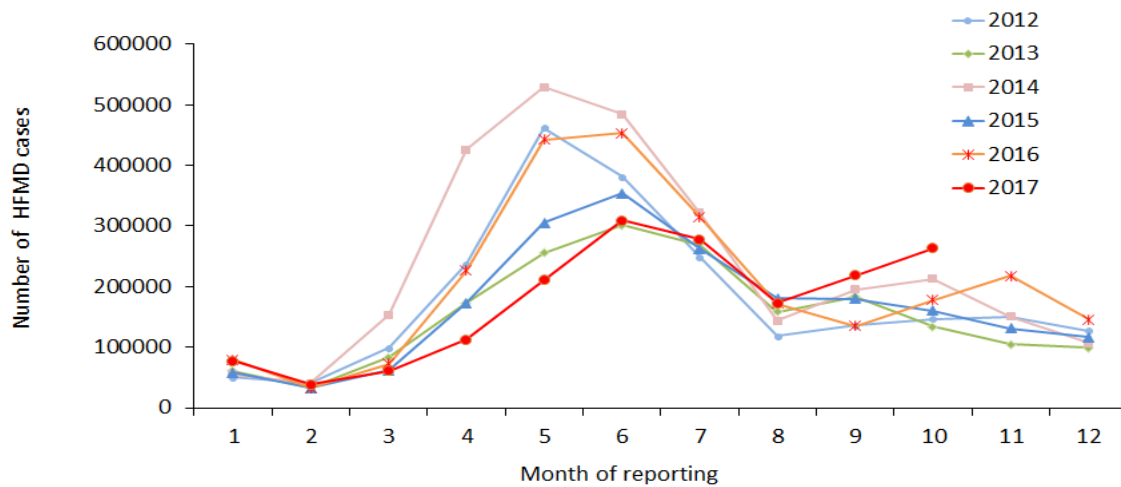


Figure 1: HFMD cases reported monthly 2012-2017, National Health and Family Planning Commission, China

#### Japan

The number of HFMD cases reported in week 44 of 2017 was 5,751. As of 5 November 2017, there have been 334,586 HFMD cases reported in 2017, and this follows seasonal trends of the same period observed between 2010 and 2016 (Figure 2).

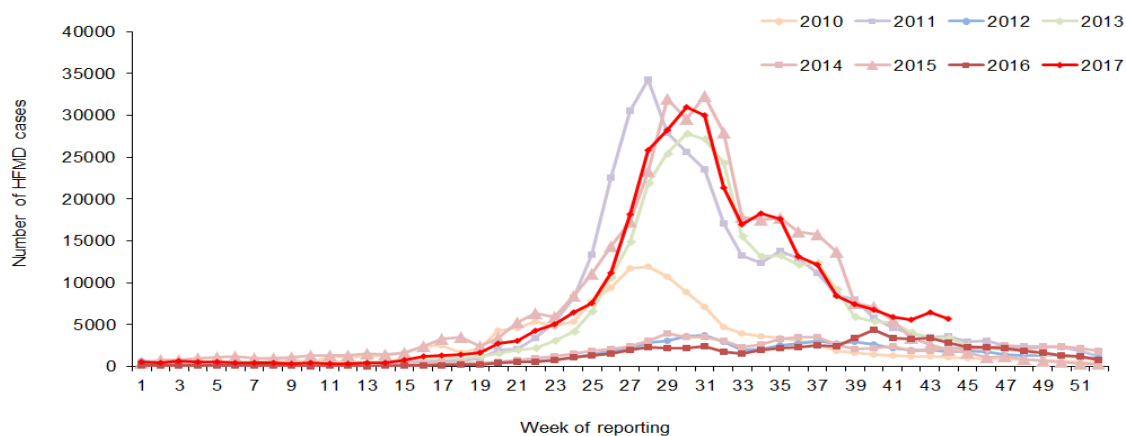


Figure 2: HFMD cases reported weekly by sentinel sites 2010-2017, National Institute of Infectious Diseases, Japan

## Republic of Korea

In week 45 of 2017, the number of HFMD cases per 1,000 consultations was 2.4. This is compared to 2.0 cases per 1,000 consultations in the previous week. This follows seasonal trends of the same period observed between 2013 and 2016 (Figure 3).

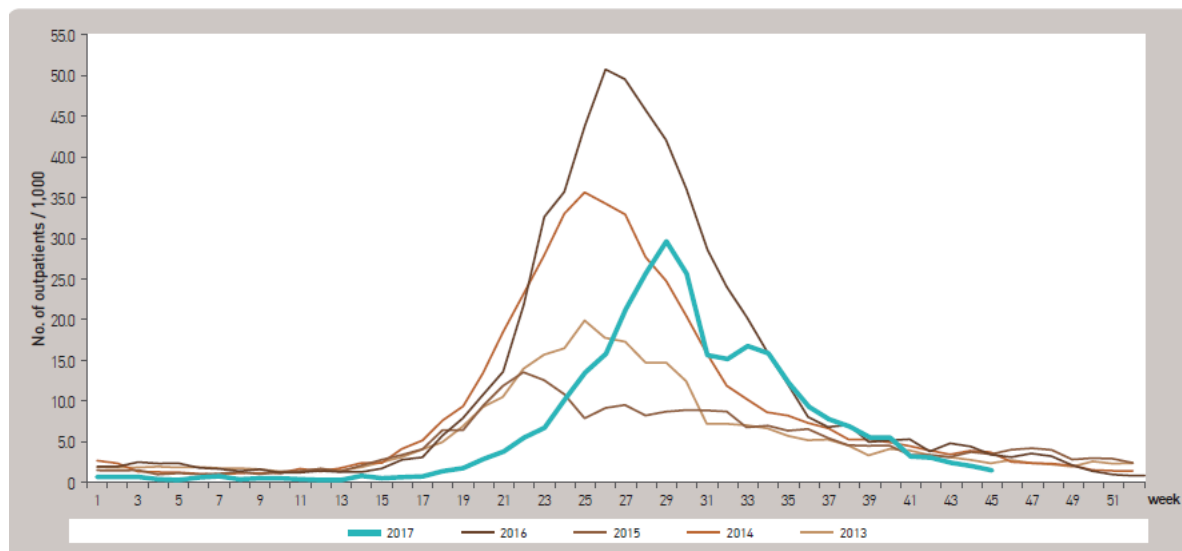


Figure 3: HFMD per 1,000 consultations reported weekly by sentinel sites 2013-2017, Korea Centres for Disease Control and Prevention, ROK

## Countries/regions in the tropical zone

### Hong Kong SAR, China

The number of HFMD cases requiring hospitalisation reported from sentinel sites was 19 in week 45 of 2017. The trend in HFMD cases has decreased since week 42 (Figure 4).

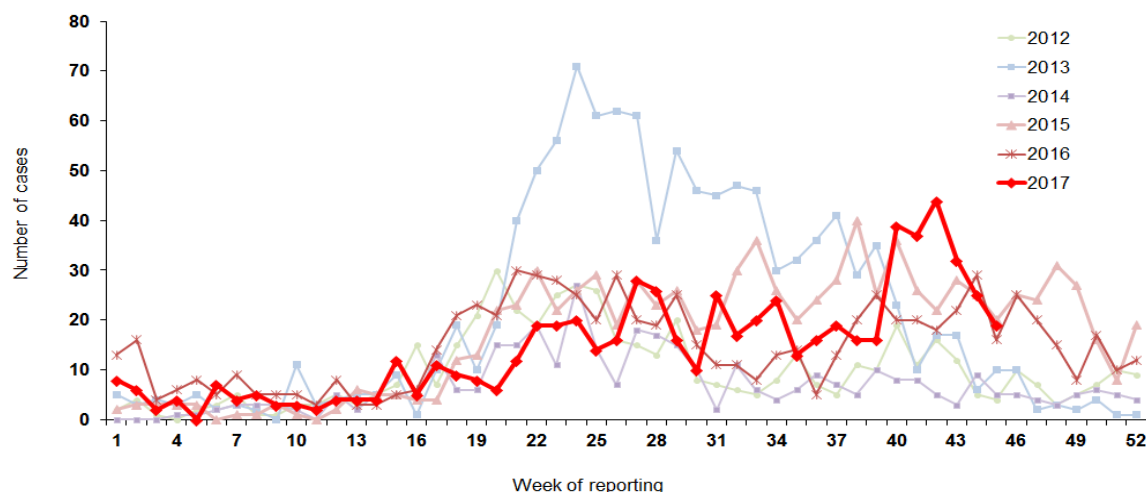


Figure 4: HFMD cases admitted to hospital reported weekly by sentinel sites 2012-2017, Hong Kong Centre for Health Protection, China

### Macao SAR, China

As of week 45, a total of 2,958 HFMD cases were reported in Macao SAR in 2017. There were 33 cases of HFMD reported in week 45, compared to 53 cases in week 44. There has been a decreasing trend in HFMD cases since week 43 (Figure 5).

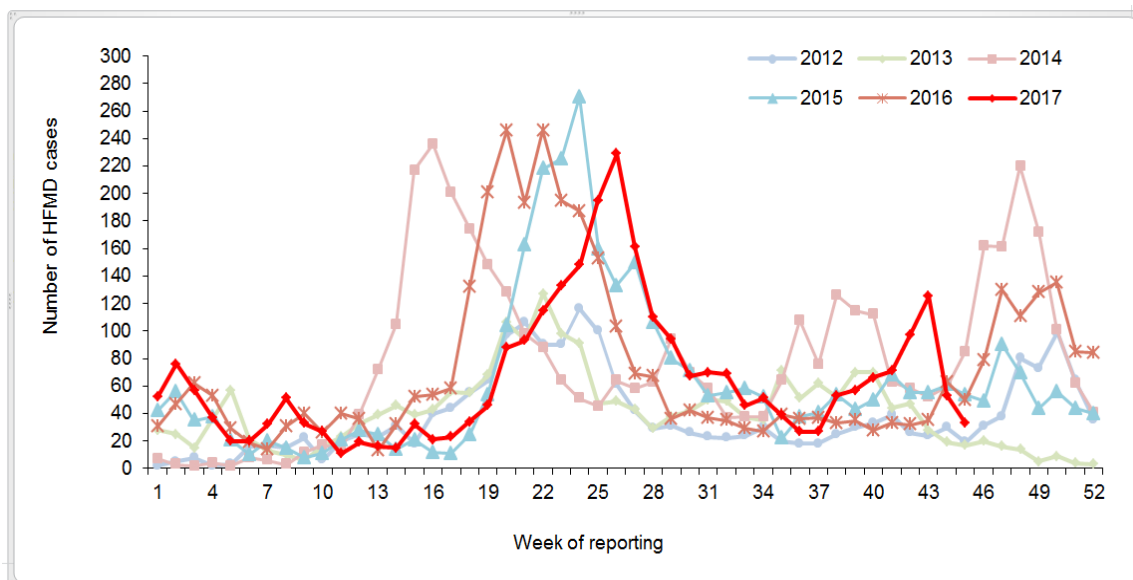


Figure 5: HFMD cases reported weekly 2012-2017, Macau Centre for Disease Control and Prevention, China

### Singapore

In week 45 of 2017, there were 474 cases of HFMD reported. The current number of reported HFMD cases is comparable to previous years (Figure 6).

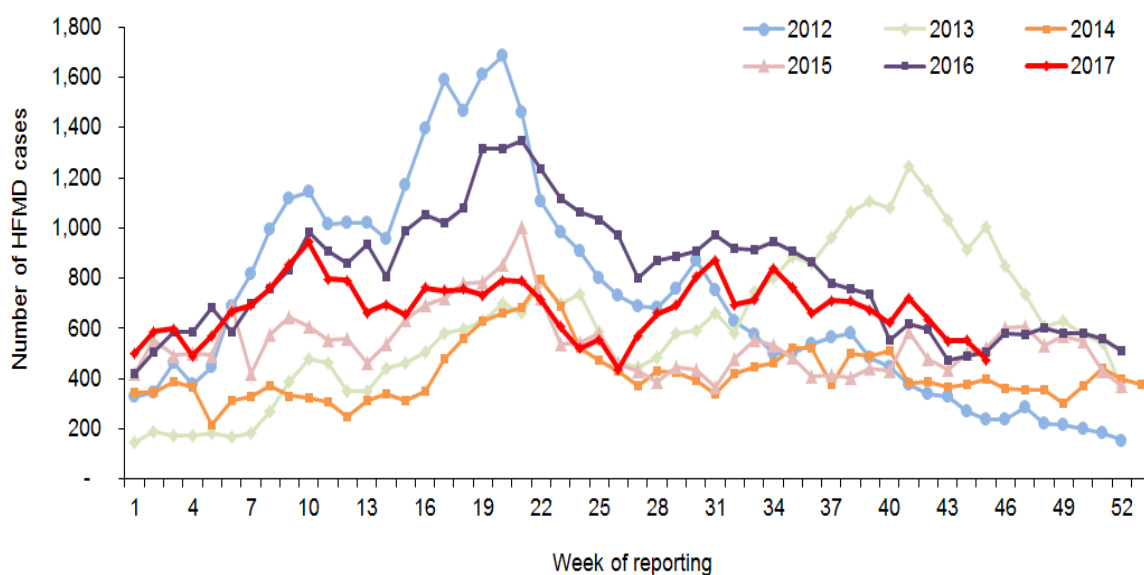


Figure 6: HFMD cases reported per week 2012-2017, Ministry of Health, Singapore

## Viet Nam

The number of reported HFMD cases admitted to hospital was 867 in week 45, which was a 17.6% decrease from 1,052 cases in the previous week. One death was reported. The cumulative number of hospital admitted cases as of 12 November 2017 was 44,096 in 63 provinces, an increase of 3.9% compared to the same period of 2016. So far this year, one death has been reported (Figure 7).

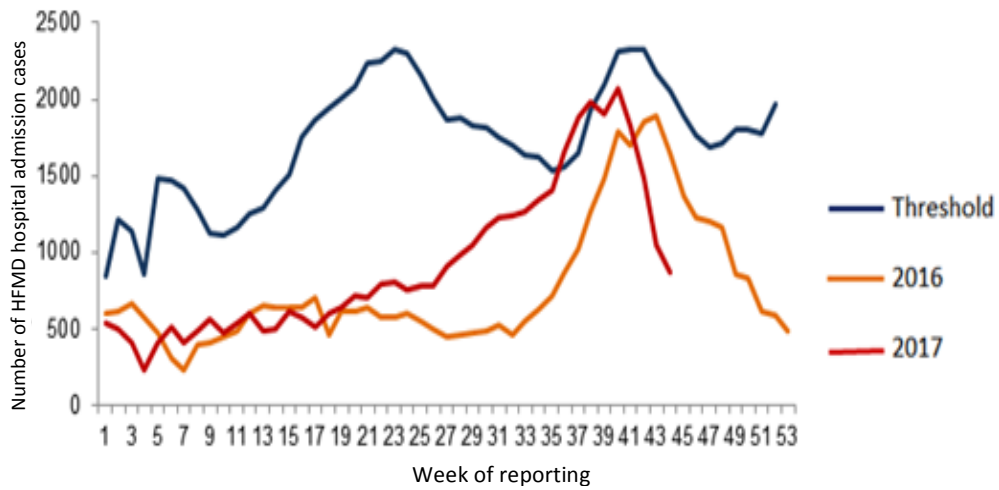


Figure 7: HFMD hospital admission cases by week from 2016 to 11 November 2017, Ministry of Health, Viet Nam