

Surveillance summary in the Western Pacific Region

This surveillance summary includes information from countries and areas where transmission of Hand, Foot and Mouth Disease (HFMD) occurs and case counts are routinely reported.

Countries in the temperate zone

China (no update)

Between 1 and 31 October 2017, a total of 263,311 cases of HFMD including one death were reported in China. There was an increasing trend of HFMD cases, slightly above the season trend of the previous five years (2012 to 2016) (Figure 1).

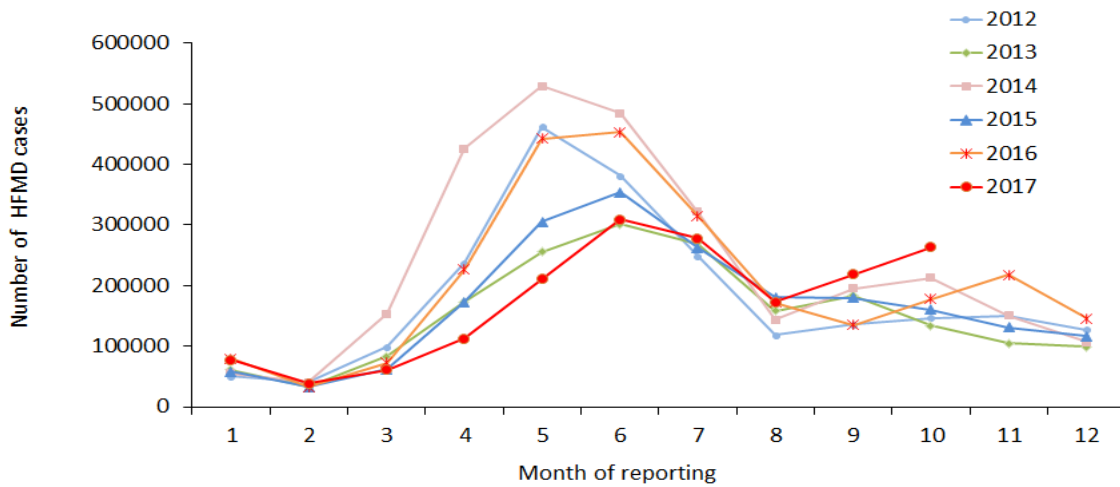


Figure 1: HFMD cases reported monthly 2012-2017, National Health and Family Planning Commission, China

Japan

The number of HFMD cases reported in week 46 of 2017 was 4,037. As of 22 November 2017, there have been 343,082 HFMD cases reported in 2017, and this follows seasonal trends of the same period observed between 2010 and 2016 (Figure 2).

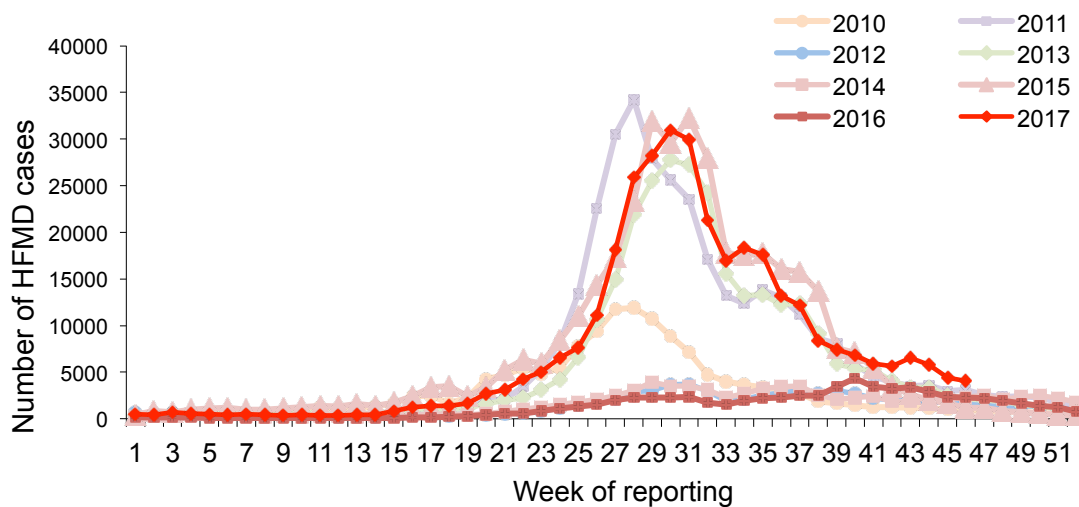


Figure 2: HFMD cases reported weekly by sentinel sites 2010-2017, National Institute of Infectious Diseases, Japan

Republic of Korea

In week 47 of 2017, the number of HFMD cases per 1,000 consultations was 1.5. This is compared to 1.7 cases per 1,000 consultations in the previous week. This follows seasonal trends of the same period observed between 2013 and 2016 (Figure 3).

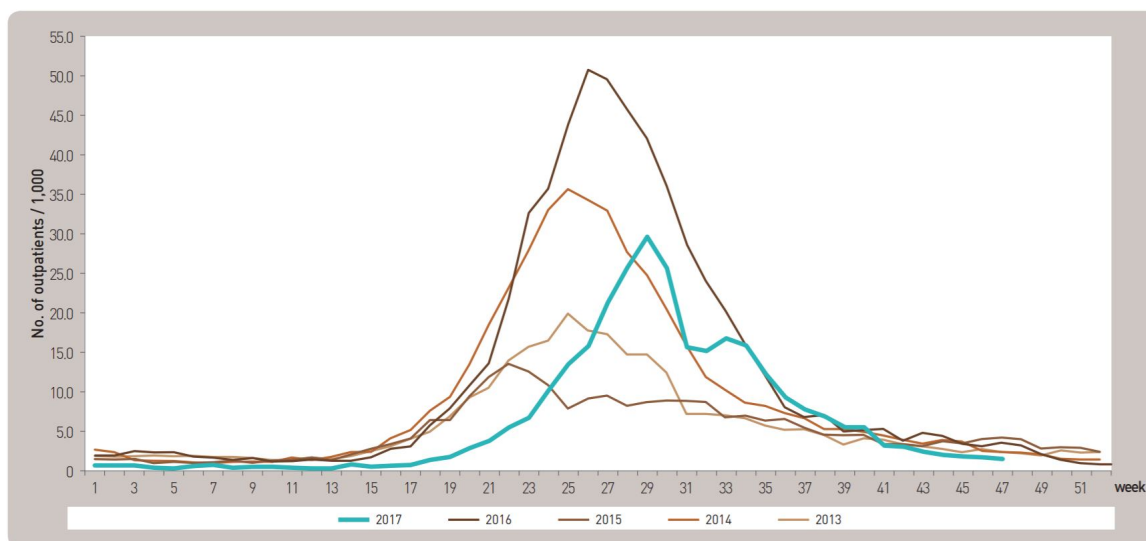


Figure 3: HFMD per 1,000 consultations reported weekly by sentinel sites 2013-2017, Korea Centres for Disease Control and Prevention, ROK

Countries/regions in the tropical zone

Hong Kong SAR, China

The number of HFMD cases requiring hospitalisation reported from sentinel sites was 12 in week 47 of 2017. The trend in HFMD cases has decreased since week 42 (Figure 4).

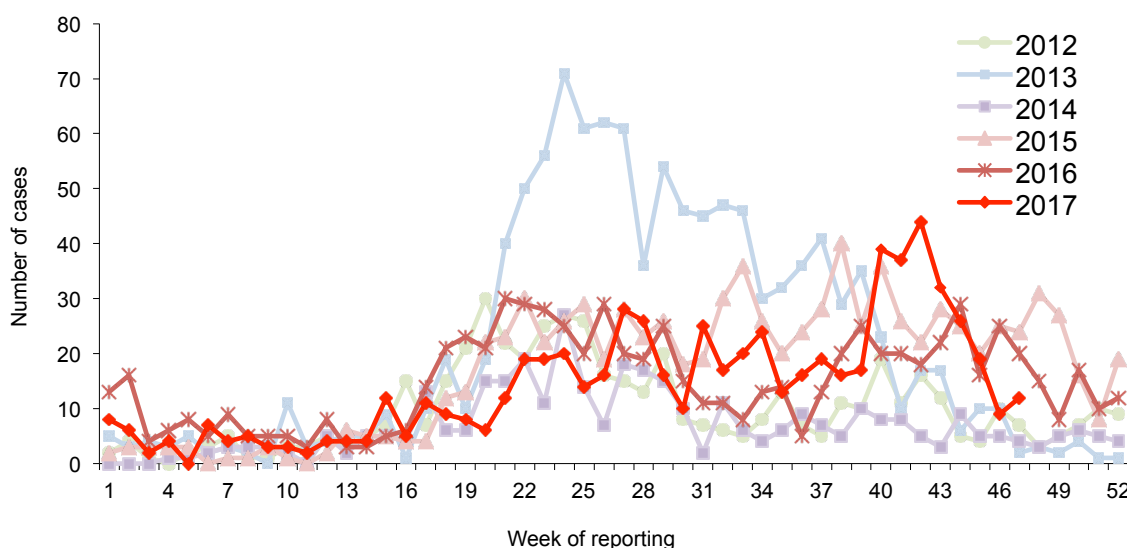


Figure 4: HFMD cases admitted to hospital reported weekly by sentinel sites 2012-2017, Hong Kong Centre for Health Protection, China

Macao SAR, China

As of week 47, a total of 3,035 HFMD cases were reported in Macao SAR in 2017. There were 32 cases of HFMD reported in week 47, compared to 50 cases in week 46. There has been a decreasing trend in HFMD cases since week 43 (Figure 5).

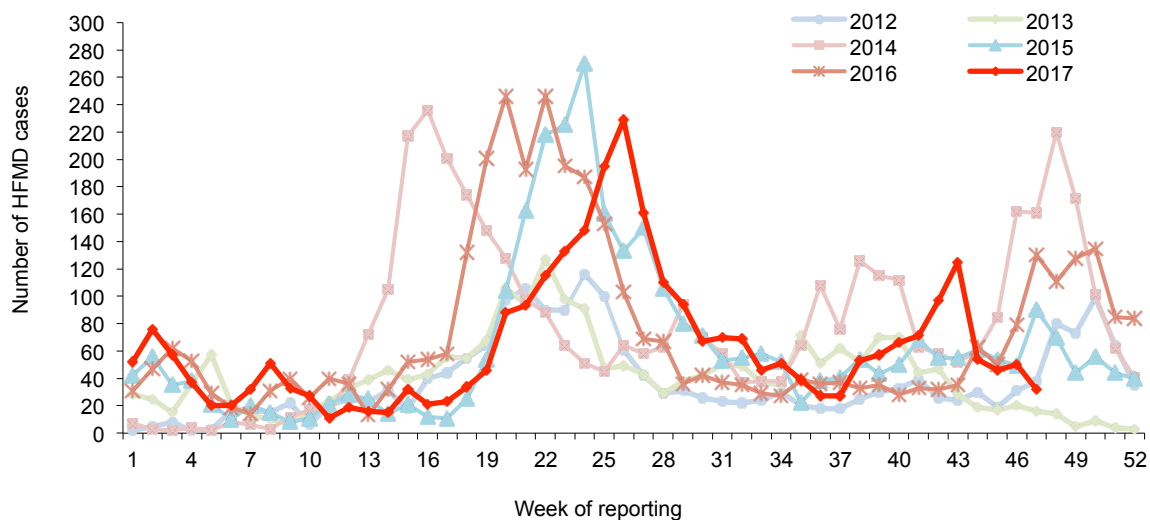


Figure 5: HFMD cases reported weekly 2012-2017, Macau Centre for Disease Control and Prevention, China

Singapore

In week 46 of 2017, there were 550 cases of HFMD reported. The current number of reported HFMD cases is comparable to previous years (Figure 6).

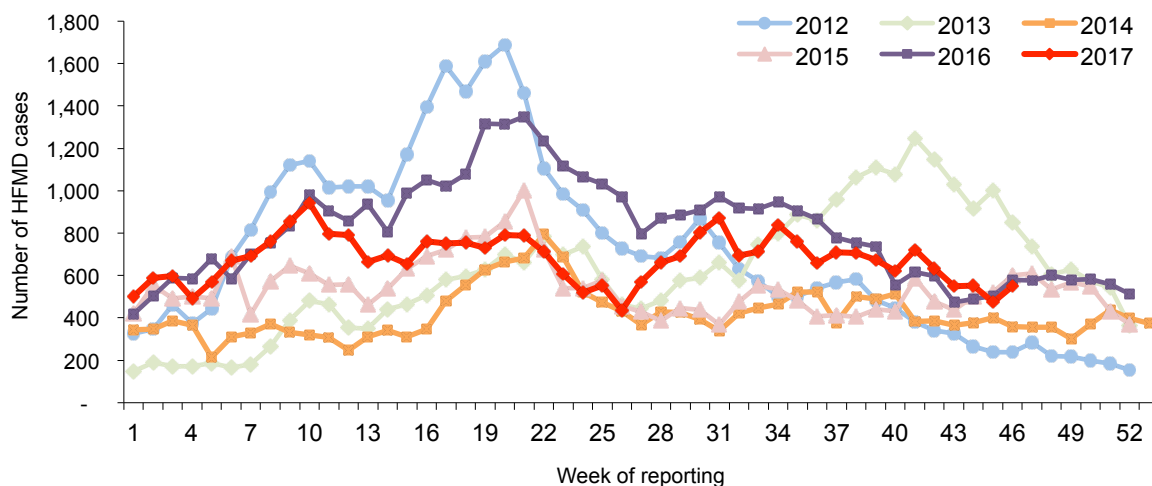


Figure 6: HFMD cases reported per week 2012-2017, Ministry of Health, Singapore

Viet Nam

The number of reported HFMD cases admitted to hospital was 1,016 in week 46, which was a 17.2% increase from 867 cases in the previous week. No deaths were reported during week 46. The cumulative number of hospital admitted cases as of 19 November 2017 was 45,252 in 63 provinces, an increase of 3.2% compared to the same period of 2016. So far this year, one death has been reported (Figure 7).

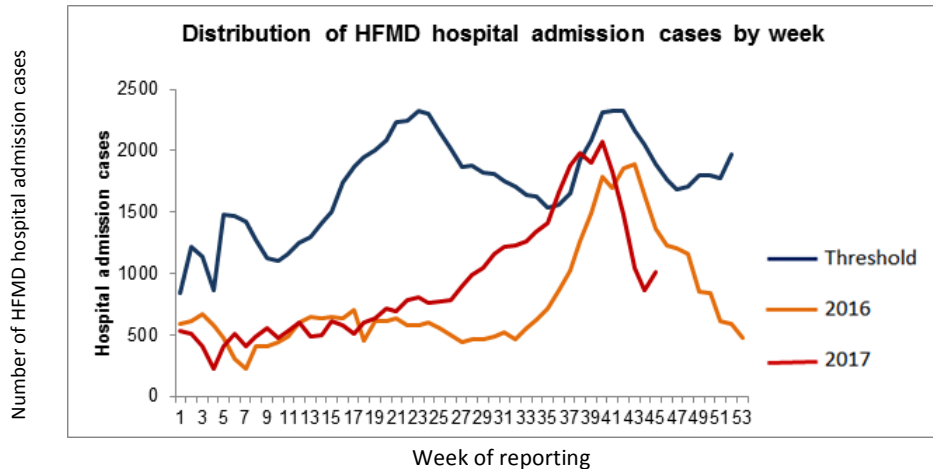


Figure 7: HFMD hospital admission cases by week from 2016 to 19 November 2017, Ministry of Health, Viet Nam