

### Surveillance summary in the Western Pacific Region

This surveillance summary includes information from countries and areas where transmission of Hand, Foot and Mouth Disease (HFMD) occurs and case counts are routinely reported.

### Countries in the temperate zone

#### China

Between 1 and 30 November 2017, a total of 130,280 cases of HFMD and no death were reported in China. There was a decreasing trend of HFMD cases following the trend of the previous four years (2012 to 2015) (Figure 1).

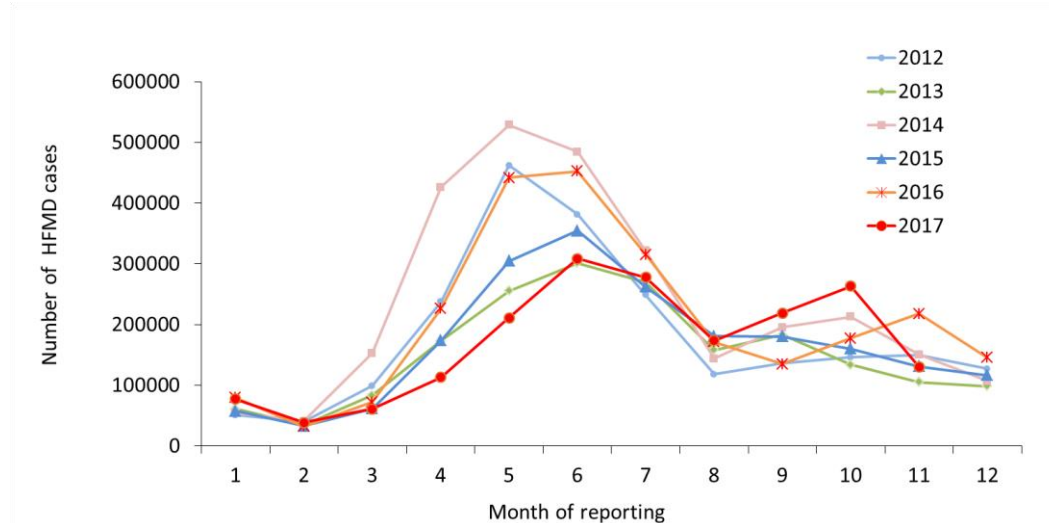


Figure 1: HFMD cases reported monthly 2012-2017, National Health and Family Planning Commission, China

#### Japan

The number of HFMD cases reported in week 48 of 2017 was 2,977. As of 6 December 2017, there have been 349,960 HFMD cases reported in 2017, and this follows seasonal trends of the same period observed between 2010 and 2016 (Figure 2).

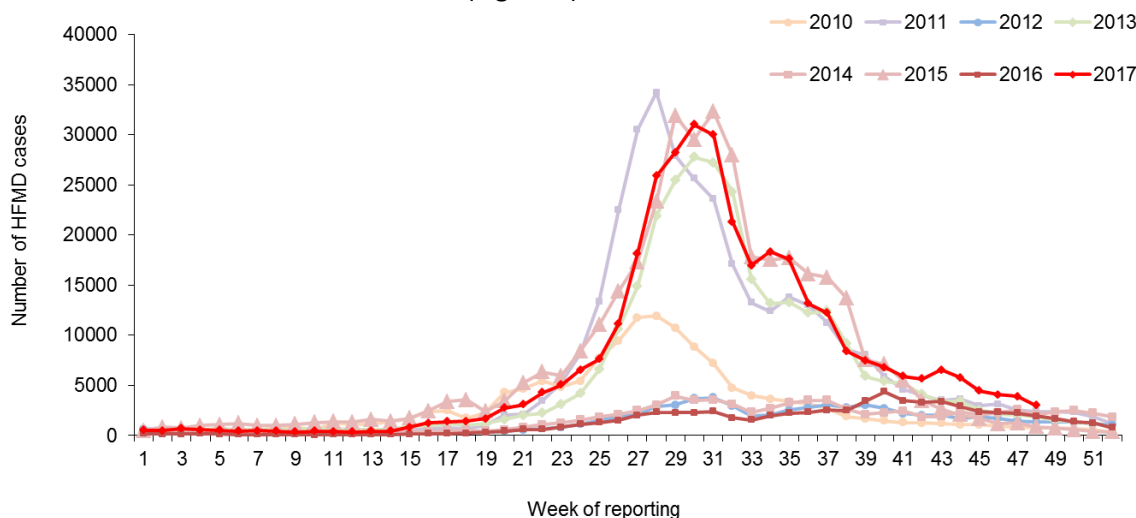


Figure 2: HFMD cases reported weekly by sentinel sites 2010-2017, National Institute of Infectious Diseases, Japan

### Republic of Korea

In week 49 of 2017, there were 0.8 HFMD cases per 1,000 consultations. This is compared to 1.0 case per 1,000 consultations in the previous week. This follows seasonal trends of the same period observed between 2013 and 2016 (Figure 3).

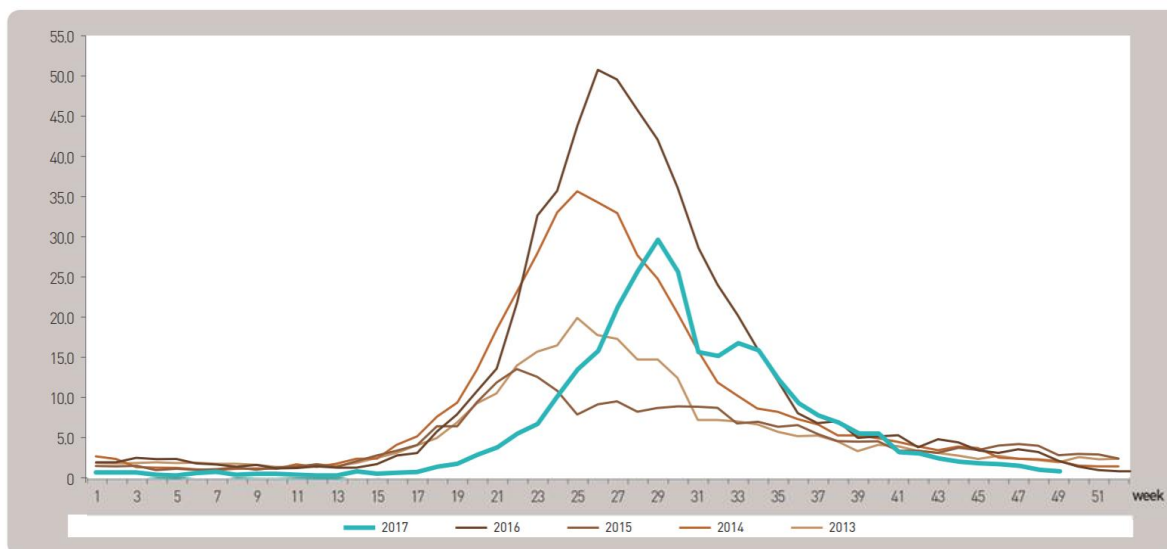


Figure 3: HFMD per 1,000 consultations reported weekly by sentinel sites 2013-2017, Korea Centres for Disease Control and Prevention, ROK

### Countries/regions in the tropical zone

#### Hong Kong SAR, China

The number of HFMD cases requiring hospitalisation reported from sentinel sites was 7 in week 49 of 2017. The trend in HFMD cases has decreased since week 42 (Figure 4).

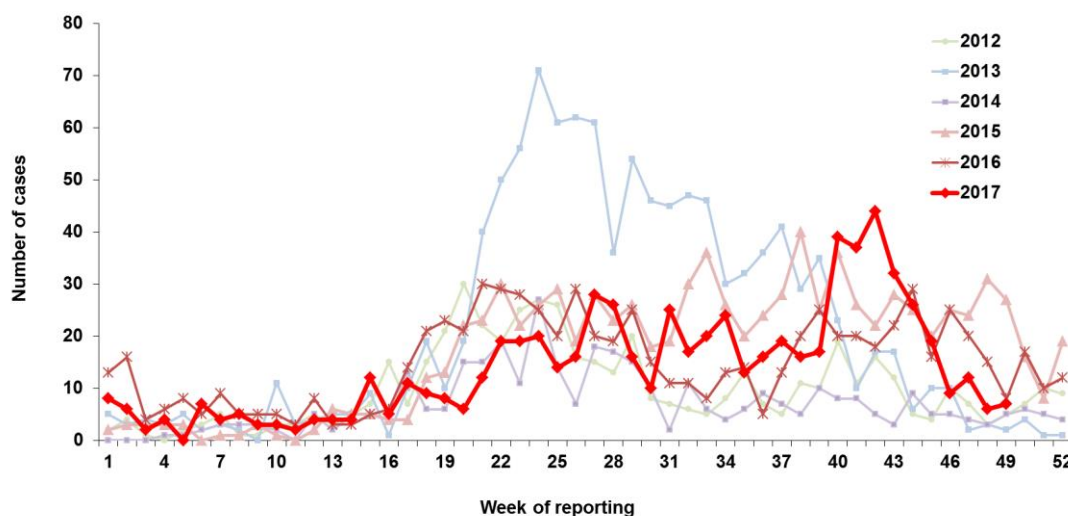


Figure 4: HFMD cases admitted to hospital reported weekly by sentinel sites 2012-2017, Hong Kong Centre for Health Protection, China

### Macao SAR, China

As of week 49, a total of 3,183 HFMD cases were reported in Macao SAR in 2017. There were 61 cases of HFMD reported in week 49, compared to 52 cases in week 48 (Figure 5).

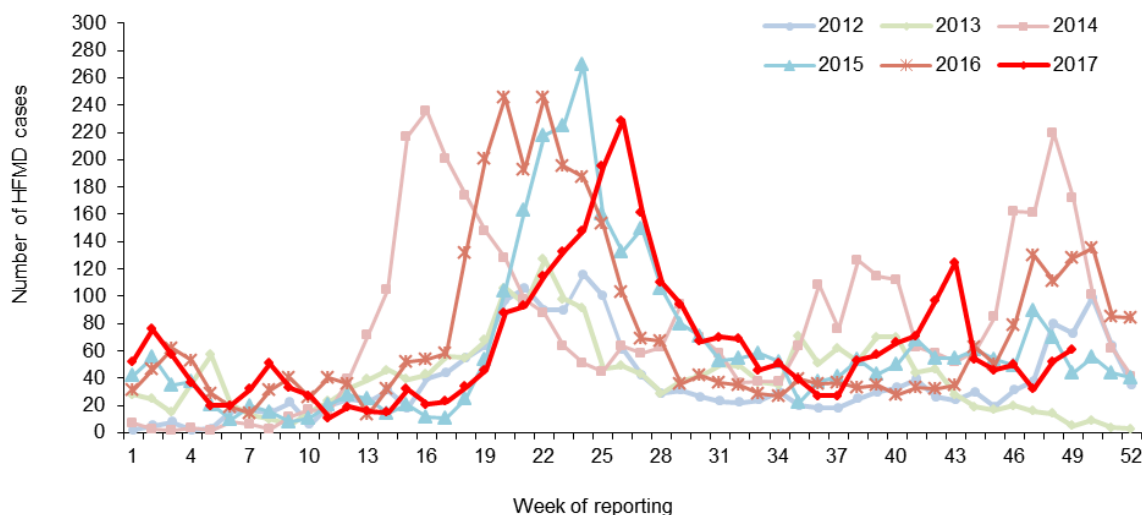


Figure 5: HFMD cases reported weekly 2012-2017, Macao Centre for Disease Control and Prevention, China

### Singapore

In week 49 of 2017, there were 416 cases of HFMD reported. The current number of reported HFMD cases is comparable to previous years (Figure 6).

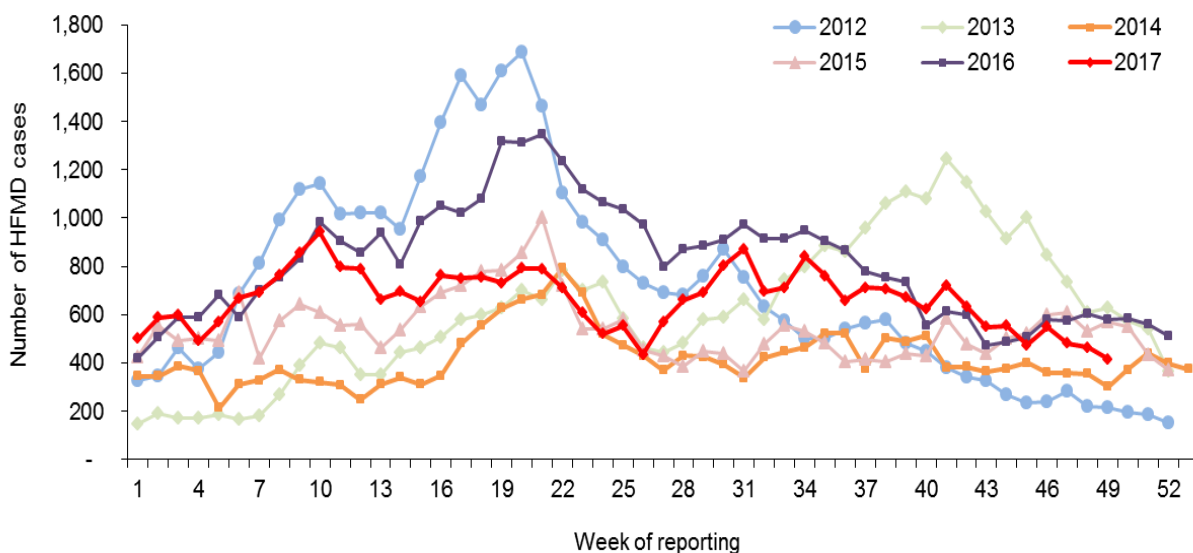


Figure 6: HFMD cases reported per week 2012-2017, Ministry of Health, Singapore

**Viet Nam**

The number of reported HFMD cases admitted to hospital was 624 in week 49, which was a 10% decrease from 693 cases in the previous week. No deaths were reported during week 49. The cumulative number of hospital admitted cases as of 10 December 2017 was 47,567 in 63 provinces, an increase of 0.3% compared to the same period of 2016. So far this year, one death has been reported (Figure 7).

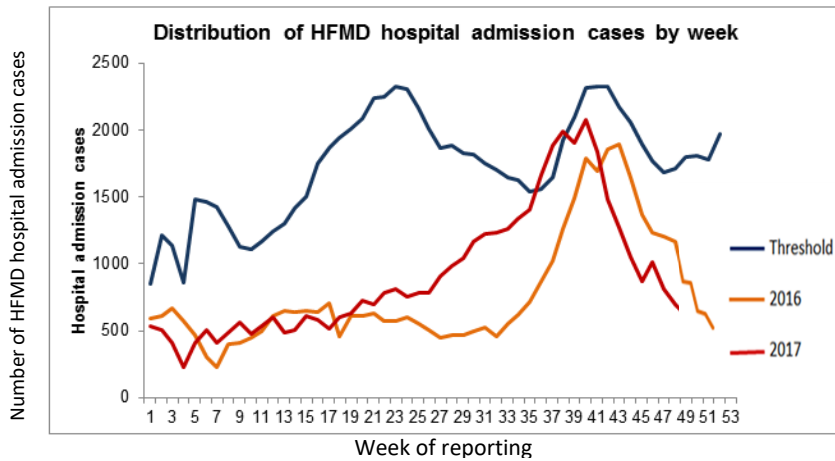


Figure 7: HFMD hospital admission cases by week from 2016 to 10 December 2017, Ministry of Health, Viet Nam