

## Western Pacific Region Hand, Foot and Mouth Disease (HFMD) Surveillance Summary

This surveillance summary includes information from countries and areas where transmission of Hand, Foot and Mouth Disease (HFMD) occur and case counts are routinely reported.

### Countries in the temperate zone

#### China (No update)

Between 1 and 31 July 2018, a total of 377 629 cases of HFMD and four deaths were reported in China (Figure 1). This is a 27% increase from the same period in 2017, but consistent with seasonal trends, as seen from 2013–2017.

28

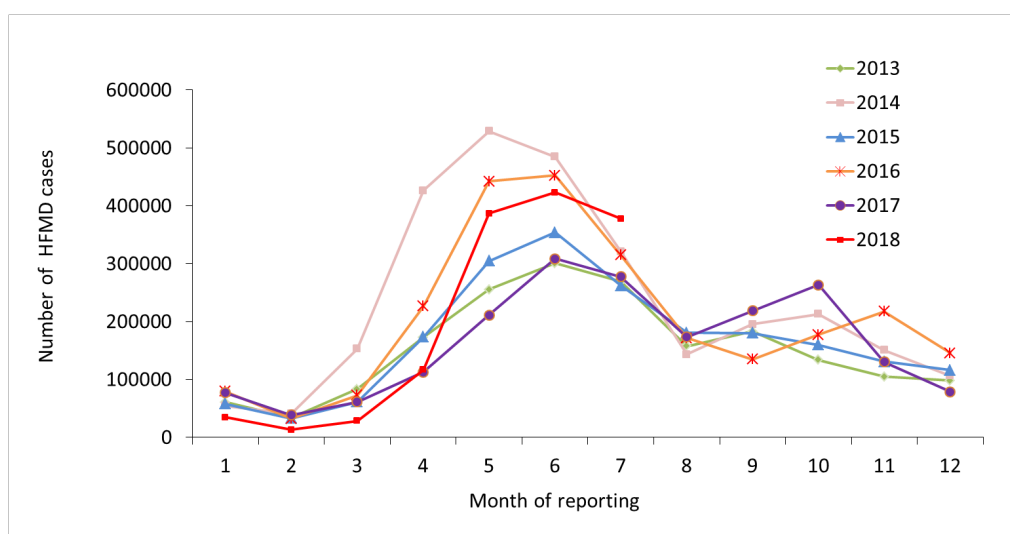


Figure 1. HFMD cases reported monthly, 2013-2018  
National Health and Family Planning Commission, China

#### Japan

In week 31 and 32 a total of 5 389 and 4 096 HFMD cases were reported respectively, bringing the total number of cases in 2018 to 69,041. This is consistent with seasonal trends of the same period in 2014 and 2016, but fewer cases compared to 2013, 2015 and 2017 (Figure 2).

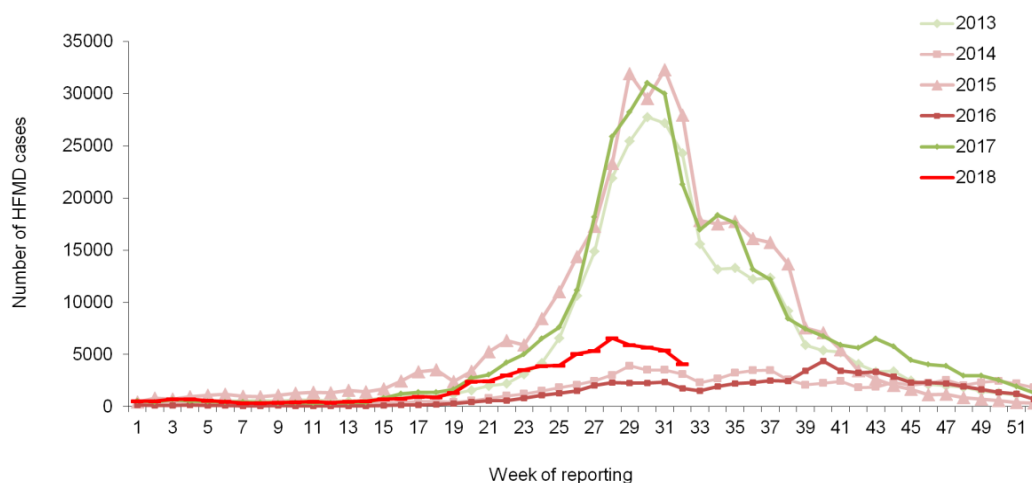


Figure 2. HFMD cases reported weekly from sentinel sites, 2013-2018  
National Institute of Infectious Diseases, Japan

## Republic of Korea

In week 33 of 2018, there were 95 HFMD cases per 1 000 consultations at sentinel sites. There is a downward trend in HFMD consultations since a seasonal peak in week 29, following a similar trend with the same period last year (Figure 3).

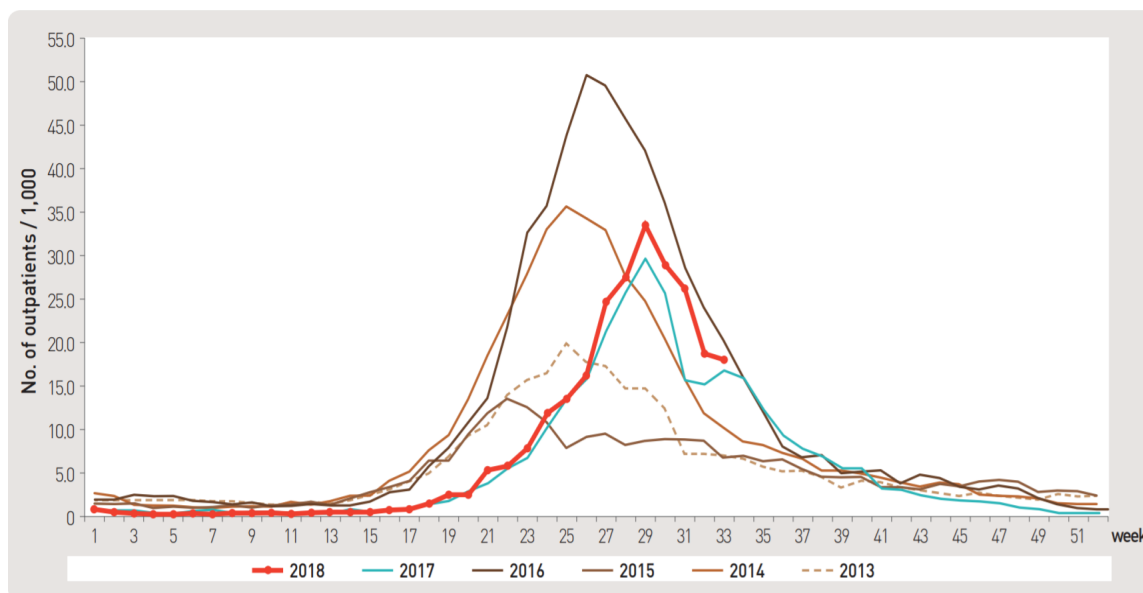


Figure 3. HFMD cases per 1,000 consultations reported weekly by sentinel sites, 2013-2018, Korea Centers for Disease Control and Prevention, Republic of Korea

## Hong Kong SAR, China

In week 32 and 33, there have been 8 and 15 HFMD cases reported respectively, from sentinel hospital sites. A total of 212 cases have been reported since the beginning of 2018 (Figure 4).

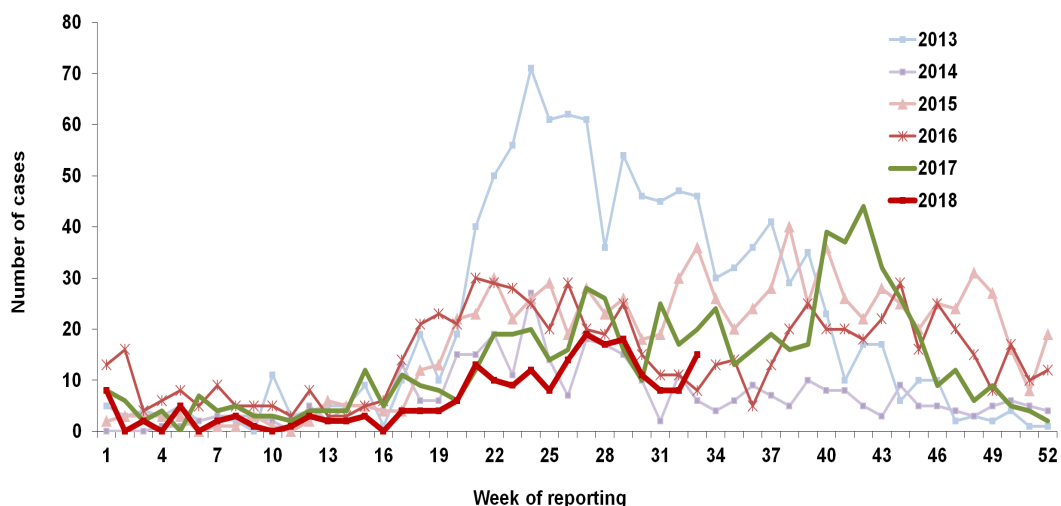


Figure 4. HFMD hospital admissions reported weekly by sentinel sites, 2013-2018, Hong Kong Centre for Health Protection, China

### Macao SAR, China

There were 19 cases of HFMD reported in week 33, 2018. A cumulative total of 2 323 HFMD cases have been reported in Macao SAR, China since the start of 2018 (Figure 5).

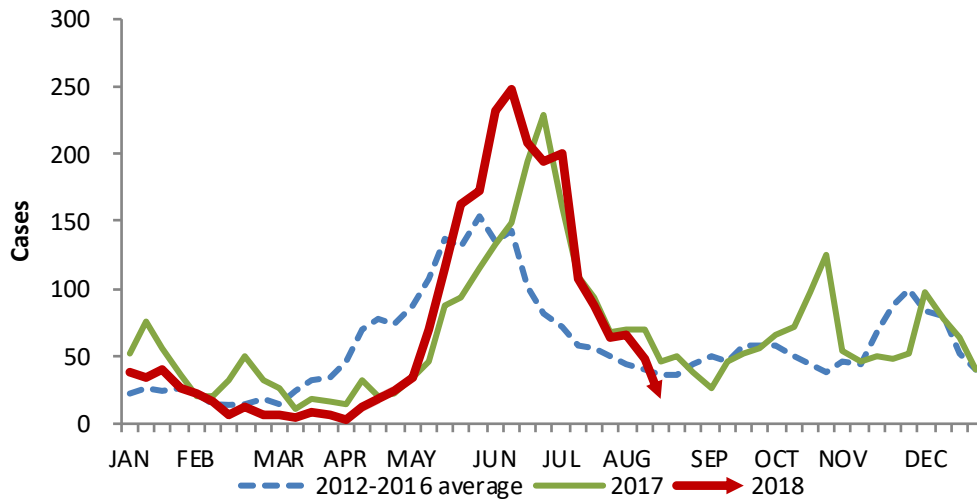


Figure 5. HFMD cases in Macao SAR reported weekly, 2012 – 2018, Macao Centre for Disease Control and Prevention, China

### Singapore (No Update)

In week 30, 2018, a total of 1 229 cases of HFMD were reported. A cumulative total of 26 252 cases have been reported since the start of 2018. The number of reported cases has increased since week 25 and is higher than the weekly number of cases reported during the same time period of the previous five years (Figure 6).

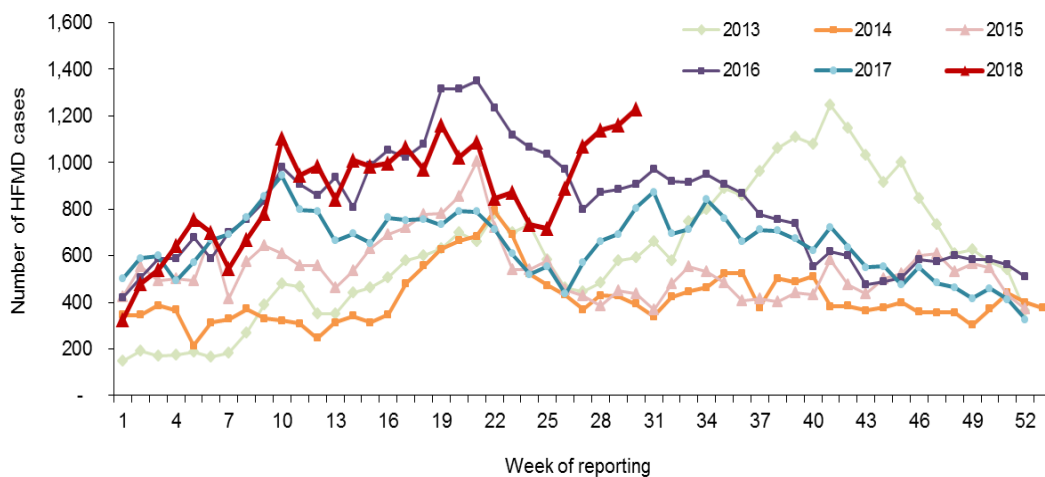


Figure 6. HFMD cases reported weekly, 2013-2018, Ministry of Health, Singapore

### Viet Nam

In week 33, a total of 2 378 HFMD cases with no deaths were reported from 63 provinces, of which 961 were hospitalized (Figure 7). It is consistent with seasonal trend of the same period of 2014 to 2017. Cumulatively, there have been 32 956 HFMD cases reported in 2018, of which 17 169 were hospitalized and no deaths were reported.

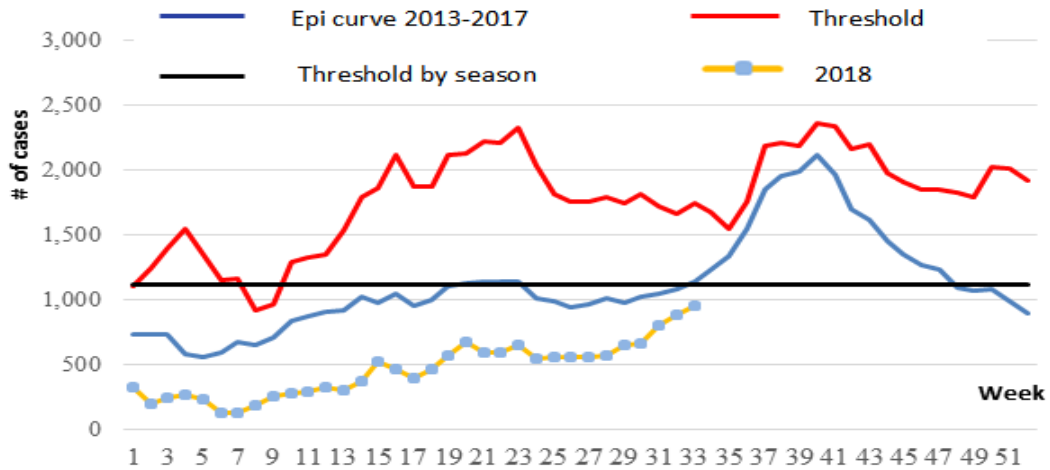


Figure 7. HFMD hospital admissions reported weekly, 2013-2018, General Department of Preventive Medicine, Ministry of Health, Viet Nam