

## Update on the Dengue situation in the Western Pacific Region

### Northern Hemisphere

#### Cambodia

Until week 3, 2019, a total of 493 suspected dengue cases have been reported in Cambodia. The number of suspected dengue cases is above the threshold level (Figure 1).

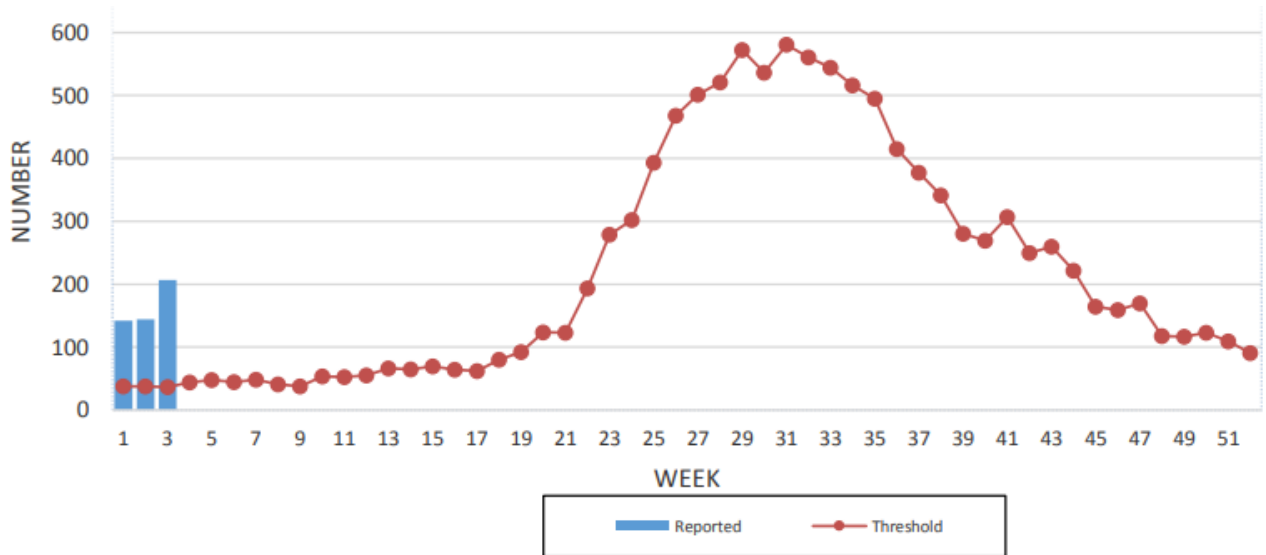


Figure 1: Dengue fever, Dengue haemorrhagic fever, and Dengue shock syndrome cases reported weekly in 2019, Ministry of Health, Cambodia

#### China

In December 2018, 184 dengue cases were reported in China. The number of cases decreased compared to the previous month, but the trend is similar to 2017. There have been 5,141 dengue cases reported to date in 2018. (Figure2).

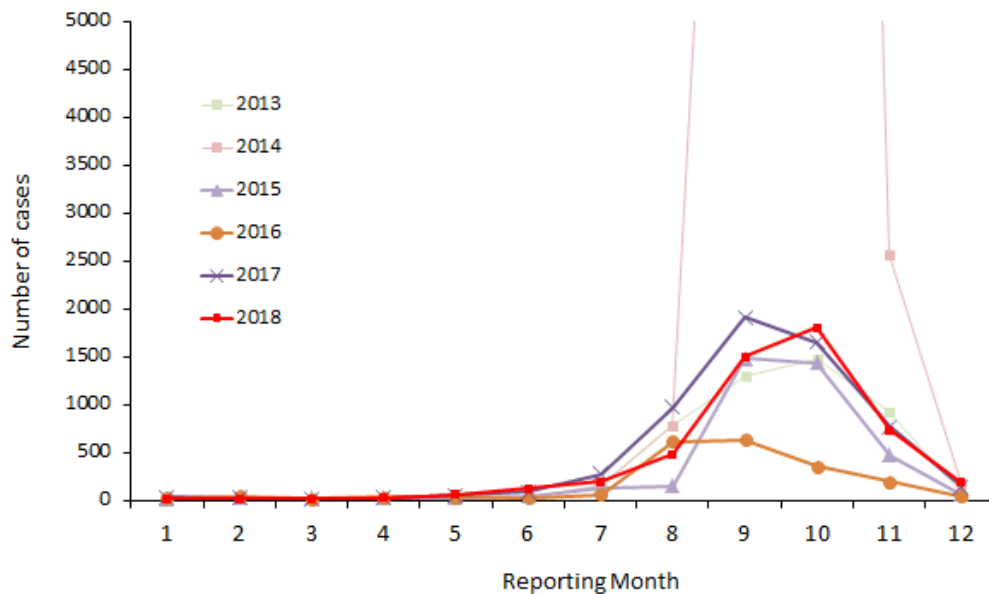


Figure 2: Dengue cases reported monthly in 2013-2018, National Health and Family Planning Commission, China

### Lao PDR

In week 2 and 3 2019, a total of 189 dengue cases were reported, bringing the cumulative number so far this year to 285 (Figure 3). Dengue activity shows a consistent trend for the past three weeks but is increased compared to same period in 2018.

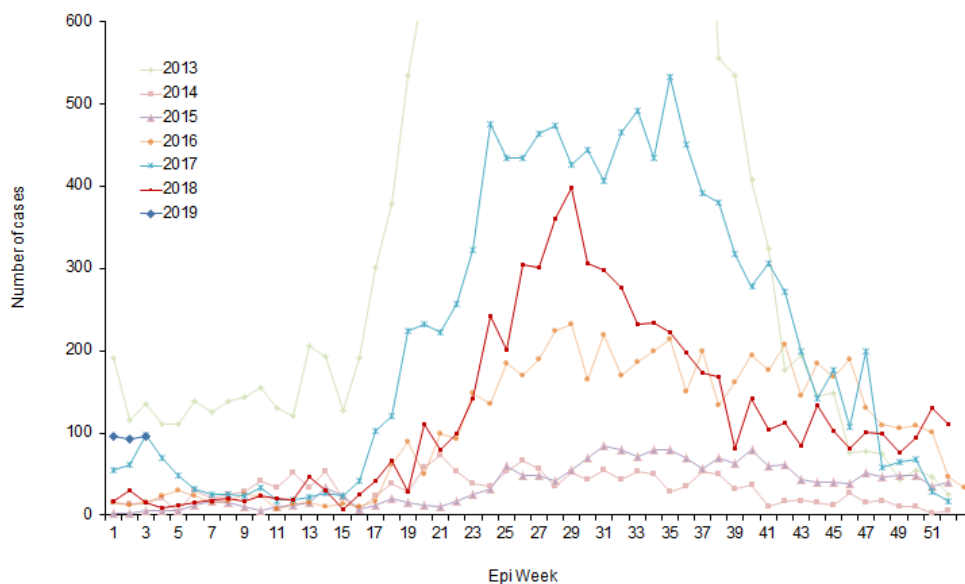


Figure 3: Dengue cases reported weekly in 2013-2019, National Centre for Laboratory and Epidemiology, Ministry of Health, Lao PDR

### Malaysia

During the week 4, 2019, a total of 3,127 dengue cases including 19 death were reported, which is an increase of 7,836 cases (177.7%) compared to 4,410 cases during the same period of 2018. (Figure 4).

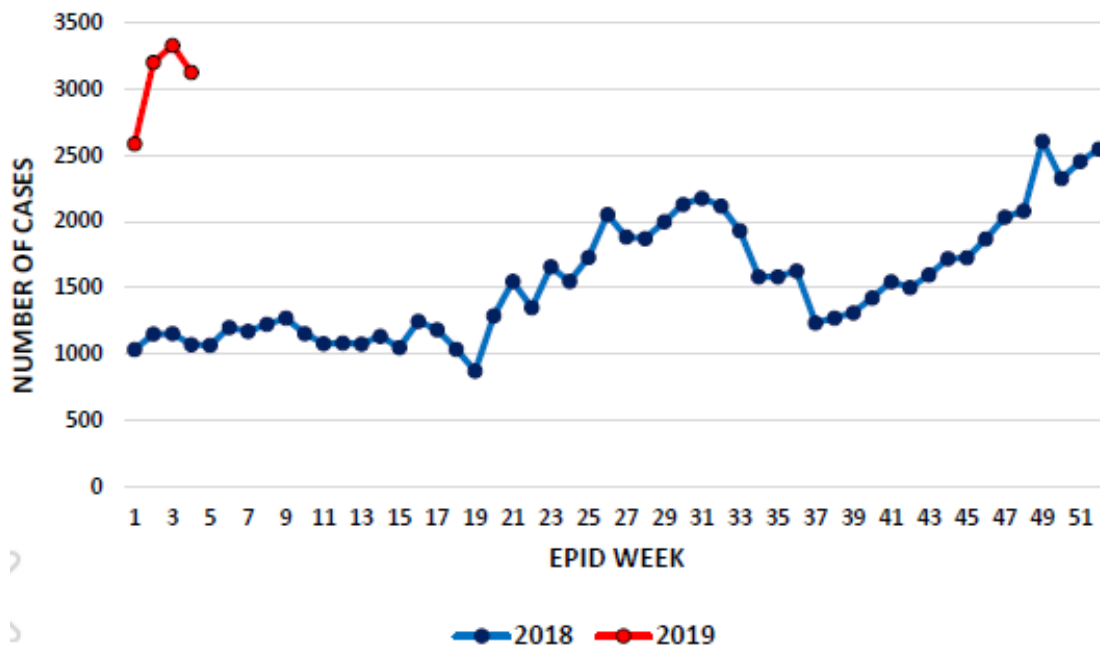


Figure 4: Dengue cases reported weekly in 2018 and 2019, Department of Health, Malaysia

## Philippines

A total of 497 dengue cases have been reported nationwide from 1 January to 5 January 2019 (Figure 5), which is 79% lower when compared to same period in 2018 (2,366).

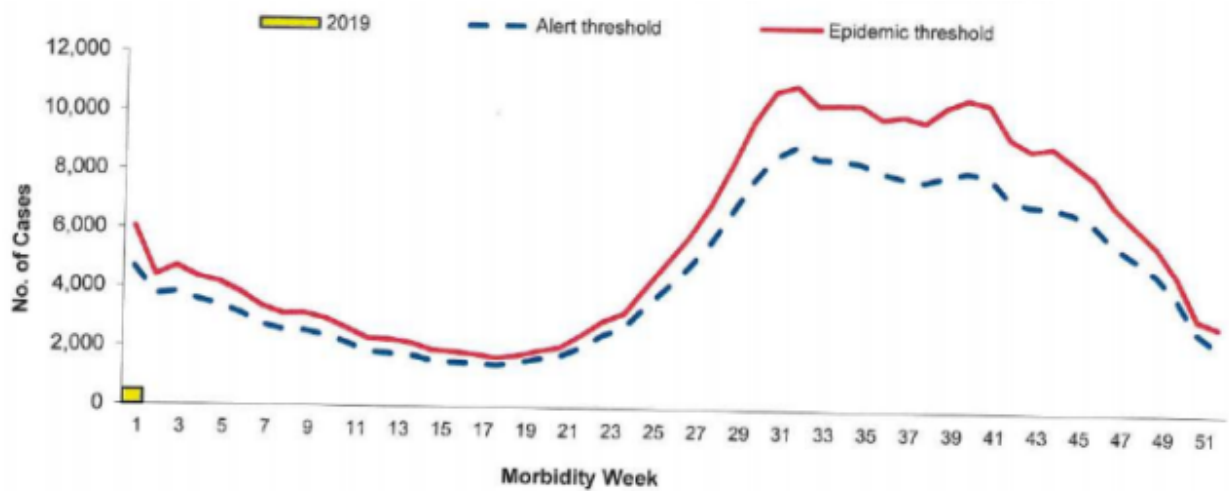


Figure 5: Dengue cases reported from weeks in 2019, Philippine Integrated Diseases Surveillance and Response, Public Health Surveillance Division, MOH, Philippines

## Singapore

In week 1, 2019, there were 207 dengue cases reported in Singapore, which is 47 cases more than in the previous week (Figure 6). The number of cases in Singapore has increased over the past three consecutive weeks.

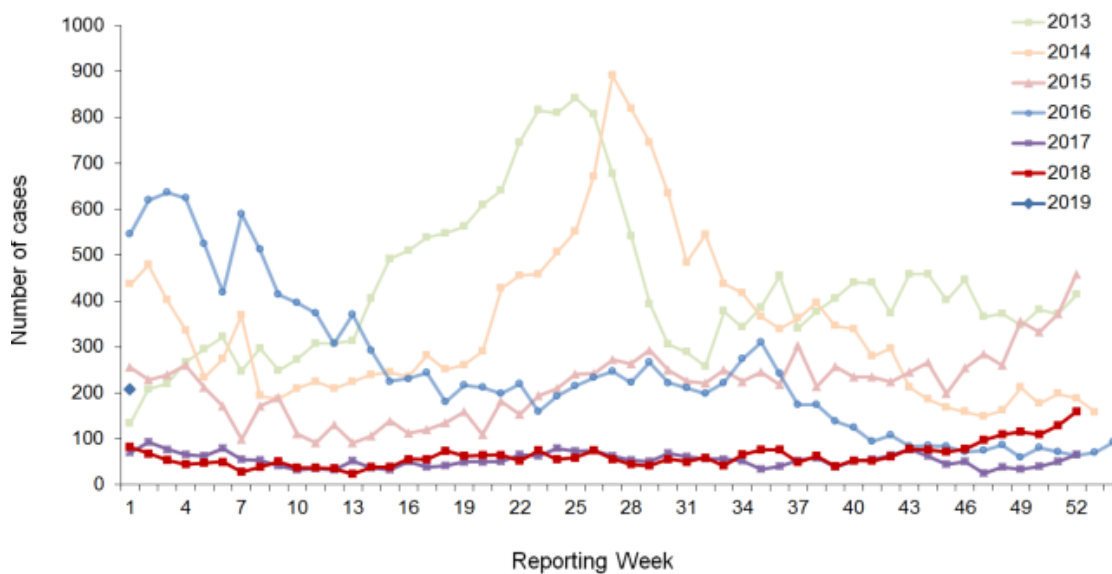


Figure 6: Dengue cases reported weekly in 2013-2019, Communicable Diseases Division, Ministry of Health, Singapore

### Viet Nam (no updates)

During week 47, a total of 5,046 new dengue cases with one death were reported from 55 out of 63 provinces, bringing a cumulative total of 113,850 cases with 16 deaths in 2018. There has been an increase in cases since week 22, though a slight decrease in week 47 (Figure 7).

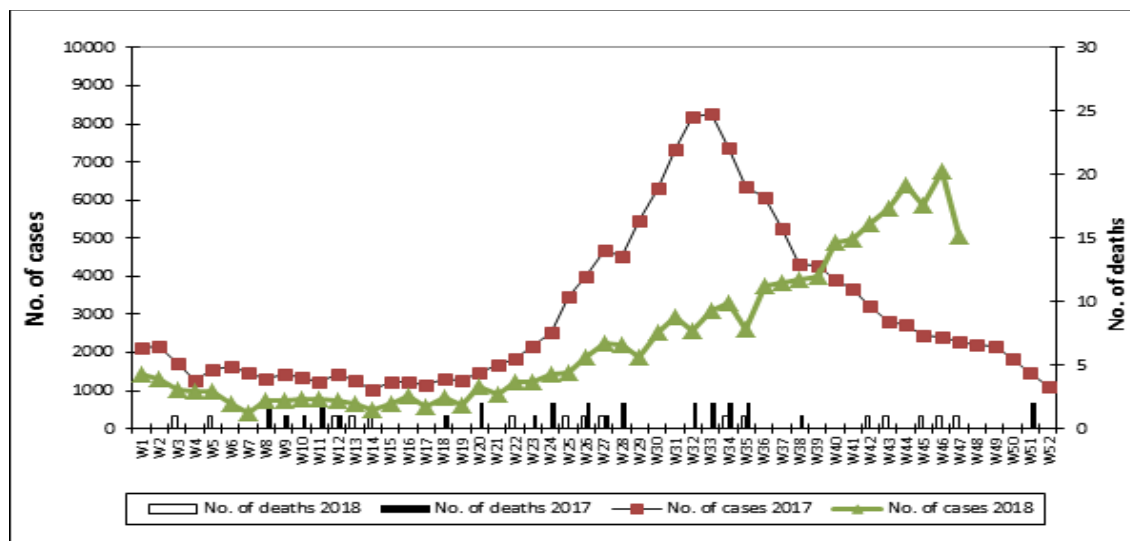


Figure 7: Dengue cases and deaths reported weekly in 2017-2018, General Department of Preventive Medicine, Ministry of Health, Viet Nam

## Southern Hemisphere

### Australia

As of 29 January 2019, a total of 59 dengue cases have been reported since the beginning of this year in Australia. Fewer cases have been reported to date in 2019 compared to same period of time since 2013 (Figure 8).

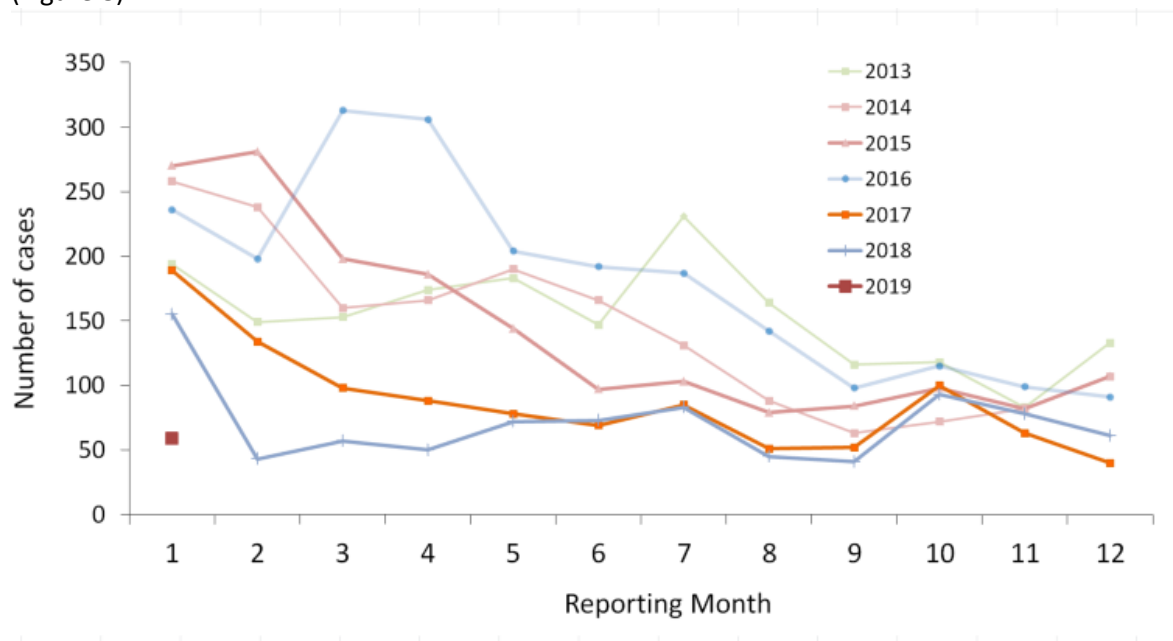


Figure 8: Laboratory-confirmed dengue cases reported monthly in 2013-2019, Department of Health, Australia

## Pacific Islands Countries

### French Polynesia

During week 1 and 2 in 2019, there were 25 dengue cases reported. Of these, 20 cases were confirmed and 5 were probable cases. Sixteen cases were serotype DENV-1 infection (Figure 9).

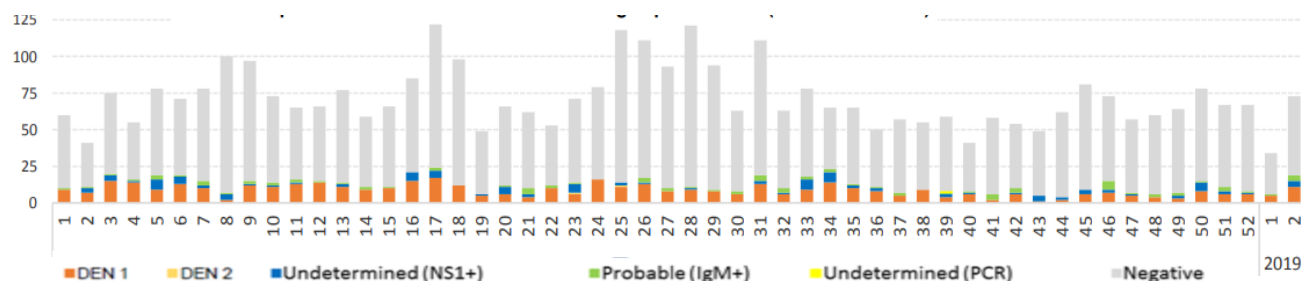


Figure 9: Samples and confirmed cases of dengue reported weekly in 2017-2019, Centre for Occupational Health and Public Safety, French Polynesia

### New Caledonia

As of 28 January, there have been a total of 348 dengue cases reported since the beginning of 2019 (Figure 10). All cases serotyped since the beginning of December 2018 are cases of DENV-2.

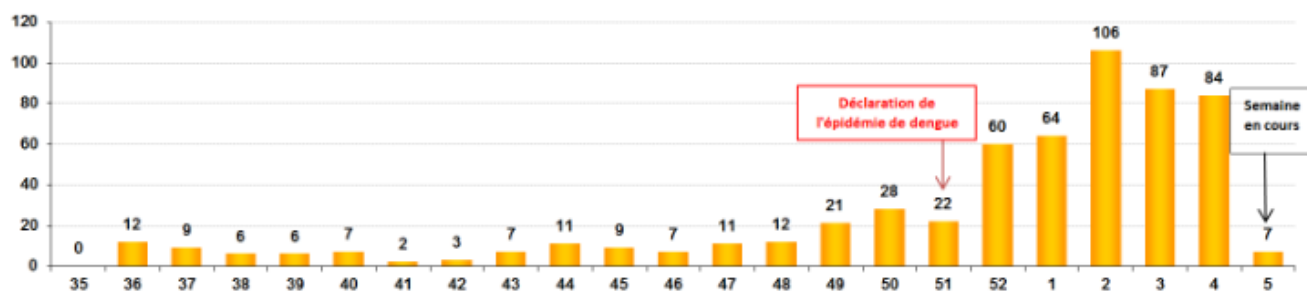


Figure 10: syndromic and confirmed dengue cases reported by weekly in 2018-2019, Network of sentinel physicians, New Caledonia