

Update on the Dengue situation in the Western Pacific Region

Northern Hemisphere

Cambodia

Until week 5, 2019, a total of 876 suspected dengue cases have been reported in Cambodia. The number of suspected dengue cases is above the threshold level (Figure 1).

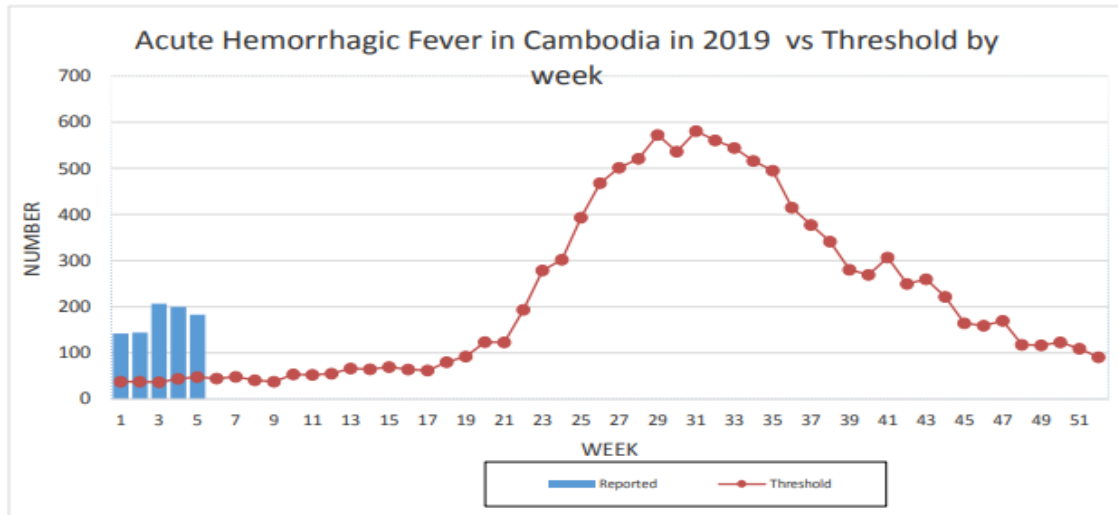


Figure 1: Dengue fever, Dengue haemorrhagic fever, and Dengue shock syndrome cases reported weekly in 2019, Ministry of Health, Cambodia

China (no updates)

In December 2018, 184 dengue cases were reported in China. The number of cases decreased compared to the previous month, but the trend is similar to 2017. There have been 5,141 dengue cases reported to date in 2018. (Figure2).

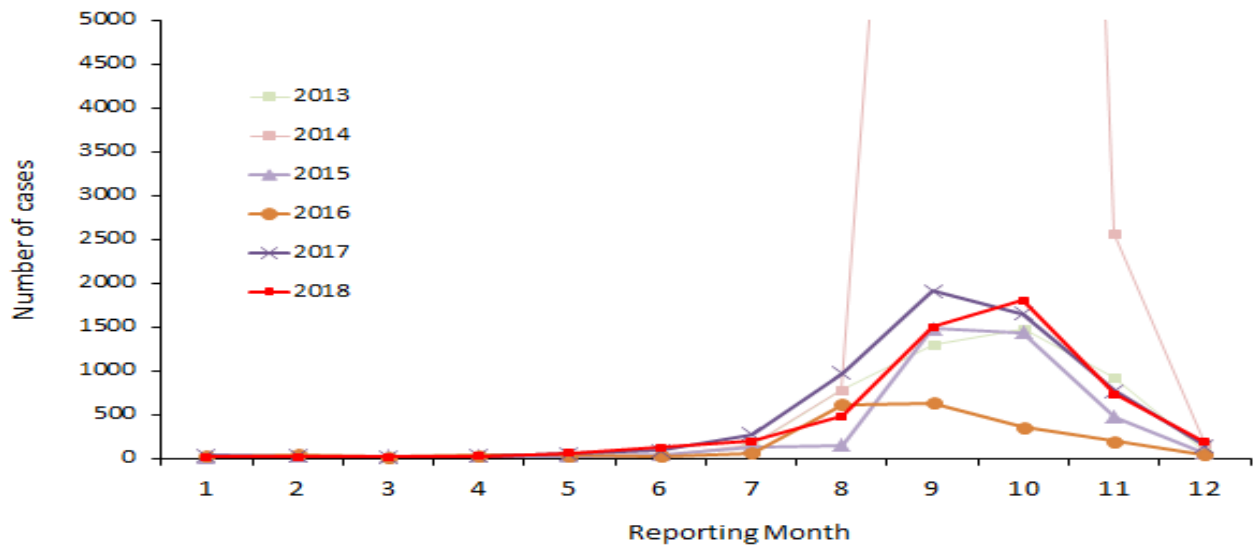


Figure 2: Dengue cases reported monthly in 2013-2018, National Health and Family Planning Commission, China

Lao PDR

In week 4 and 5 2019, a total of 260 dengue cases including 1 death were reported, bringing the cumulative number so far this year to 545 (Figure 3). Dengue activity shows a consistent trend for the past two weeks and is increased compared to same period in 2018.

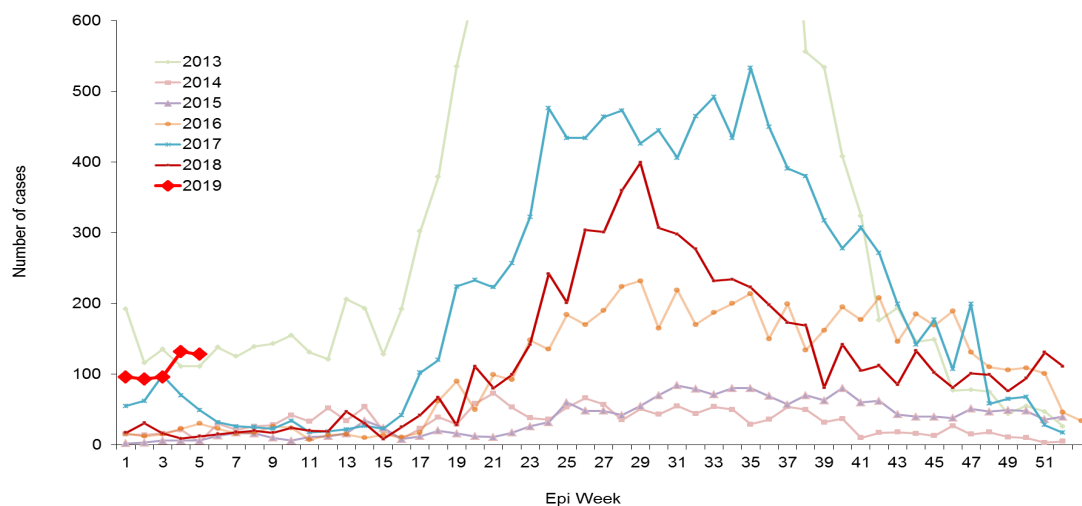


Figure 3: Dengue cases reported weekly in 2013-2019, National Centre for Laboratory and Epidemiology, Ministry of Health, Lao PDR

Malaysia

During week 5, 2019, a total of 3,223 dengue cases including 6 deaths were reported which is a 3.1% increase compared to the previous week. The cumulative number of reported cases as of 2 February 2019 was 15,469 cases, an increased of 9,993 cases (182.5%) compared to the 5,476 cases reported in 2018 during the same period.

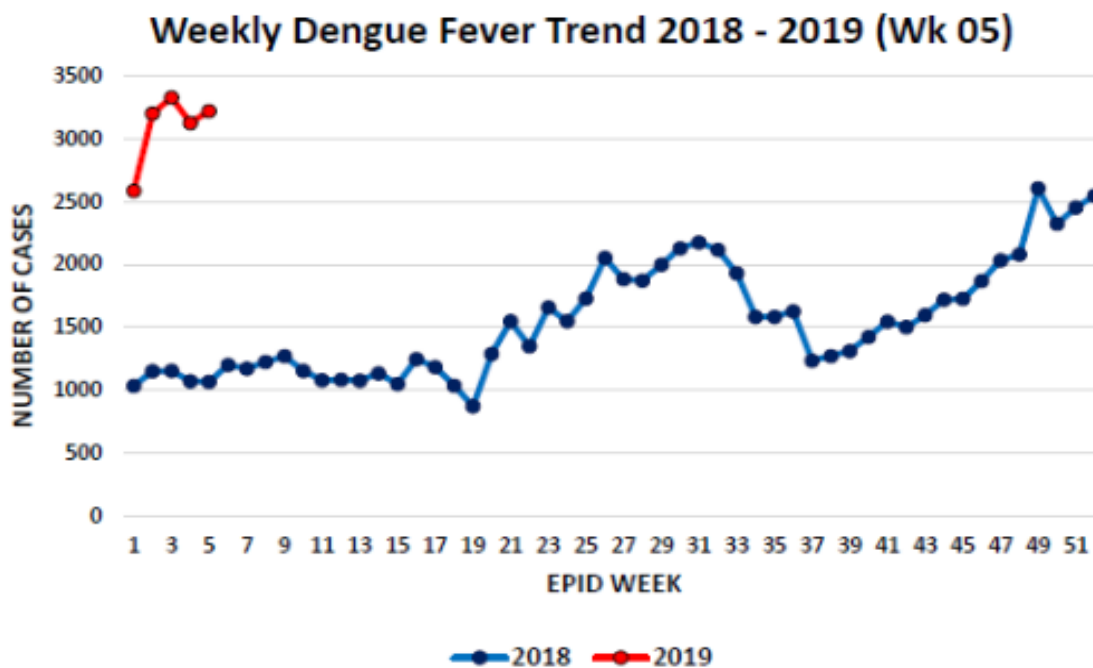


Figure 4: Dengue cases reported weekly in 2018 and 2019, Department of Health, Malaysia

Philippines (no updated graph available)

A total of 739 dengue cases have been reported nationwide from 20 January to 26 January 2019 (Figure 5), bringing the cumulative number to 12,431 cases in 2019.

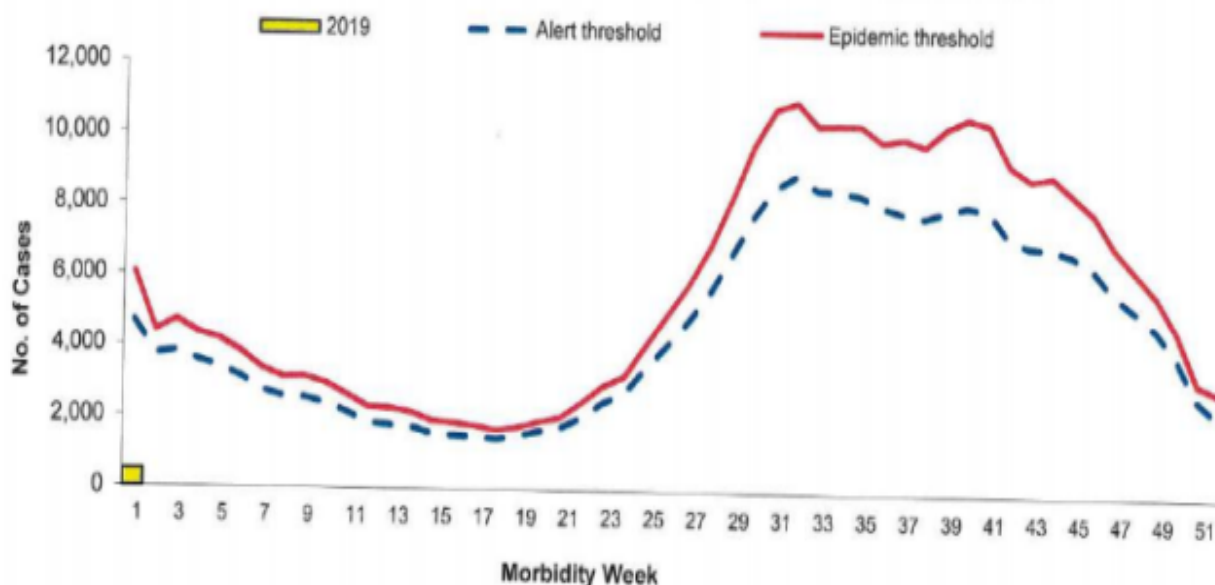


Figure 5: Dengue cases reported from weeks in 2019, Philippine Integrated Diseases Surveillance and Response, Public Health Surveillance Division, MOH, Philippines

Singapore

In week 5, 2019, there were 183 dengue cases reported in Singapore, which is 40 cases fewer than in the previous week (Figure 6). The number of cases reported to date in 2019 is higher when compared to the same period in 2018 (48 cases).

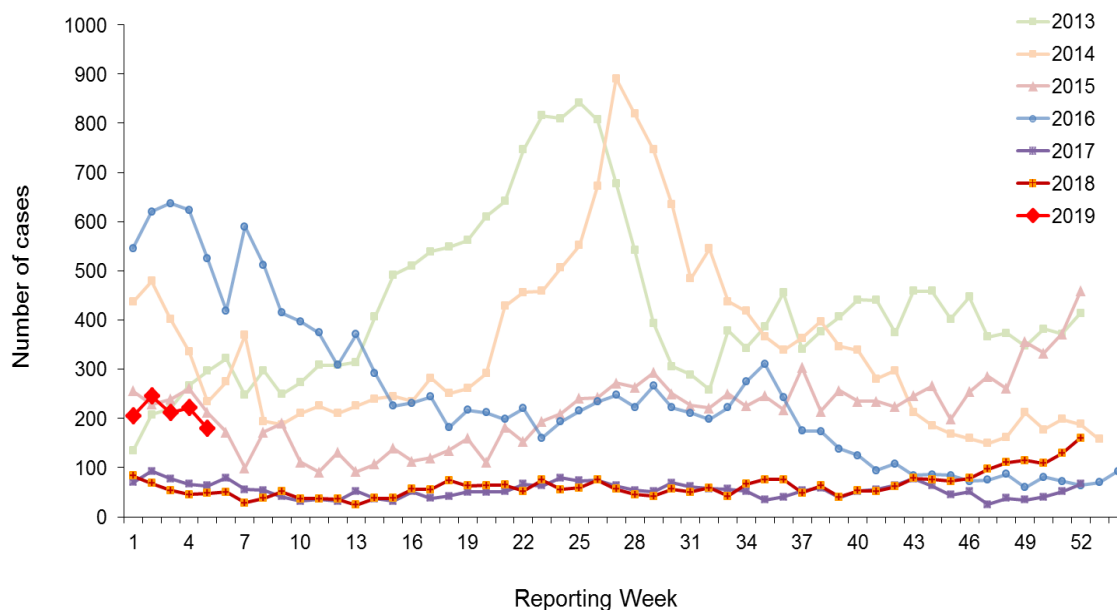


Figure 6: Dengue cases reported weekly in 2013-2019, Communicable Diseases Division, Ministry of Health, Singapore

Viet Nam

As of 20 January 2019, there have been a total of 15,540 cases of dengue with no deaths reported in Viet Nam. Compared to the same period in 2018 (4,752 cases including one death), the cumulative number of cases reported has increased 3.3 times.

During week 3, there were 4,845 cases reported from 45 out of 63 provinces without deaths.

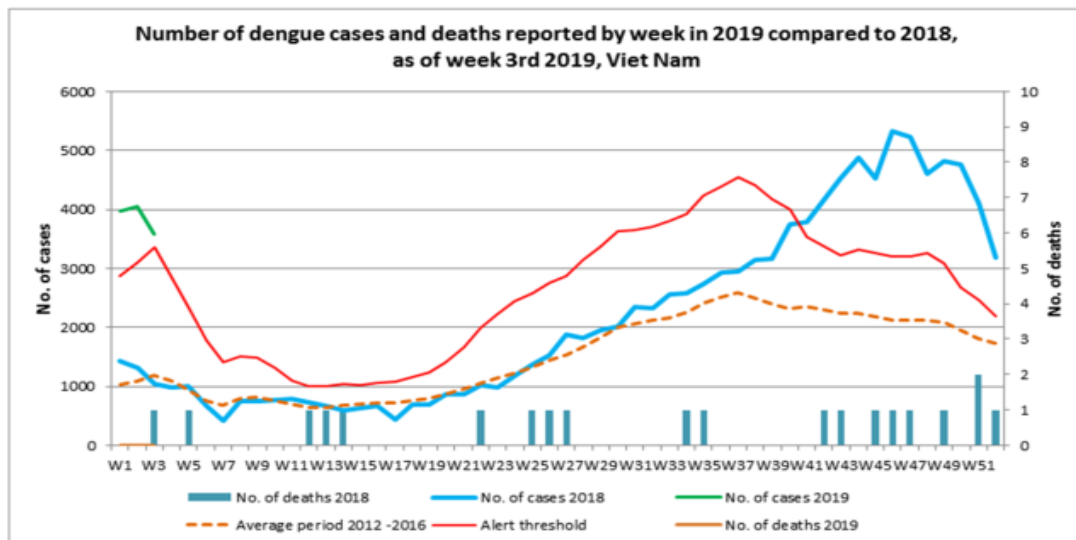


Figure 7: Dengue cases and deaths reported weekly in 2017-2018, General Department of Preventive Medicine, Ministry of Health, Viet Nam

Southern Hemisphere

Australia

As of 12 February 2019, a total of 91 dengue cases have been reported since the beginning of 2019 in Australia. Fewer cases have been reported to date in 2019 compared to same period of time since 2013 (Figure 8).

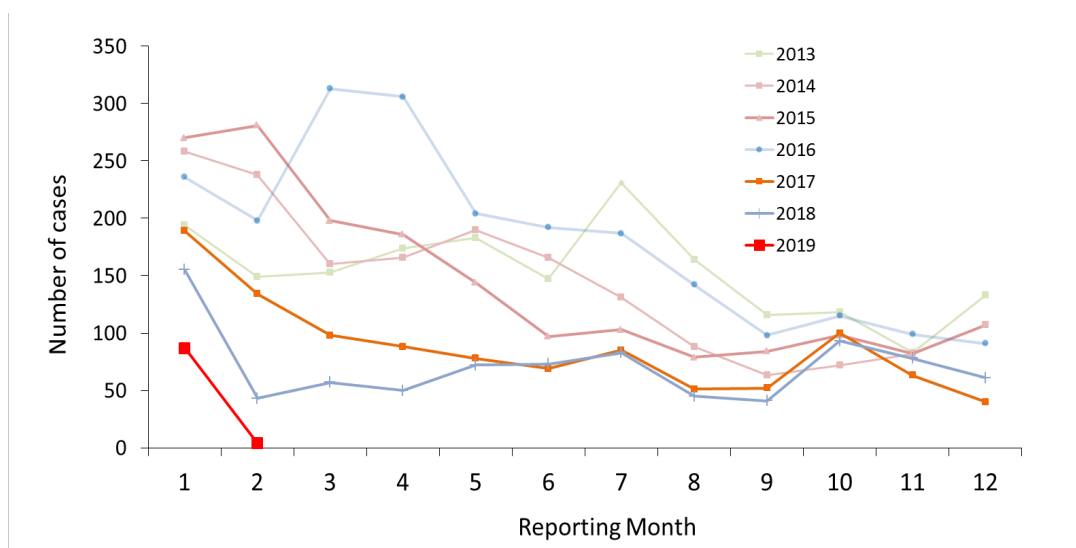


Figure 8: Laboratory-confirmed dengue cases reported monthly in 2013-2019, Department of Health, Australia

Pacific Islands Countries

French Polynesia

During week 3 and 4 in 2019, there were 34 dengue cases reported. Of these, 31 cases were confirmed and 3 were probable cases. Twenty seven cases were serotype DENV-1 infection (Figure 9).

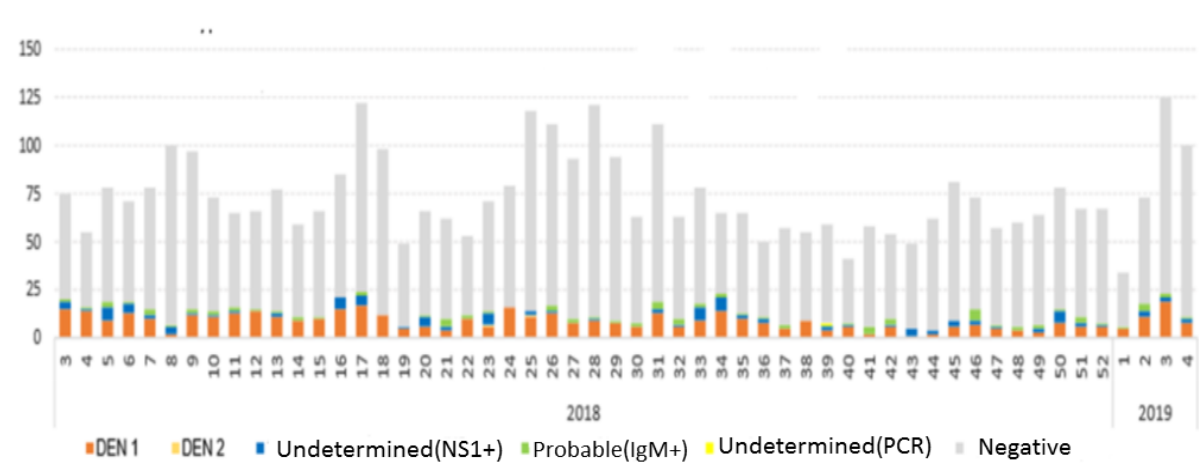


Figure 9: Samples and confirmed cases of dengue reported weekly in 2017-2019, Centre for Occupational Health and Public Safety, French Polynesia

New Caledonia

As of 8 February, there have been a total of 554 dengue cases reported since the beginning of 2019 (Figure 10). All of the 154 cases serotyped since the beginning of December 2018 are cases of DENV-2.

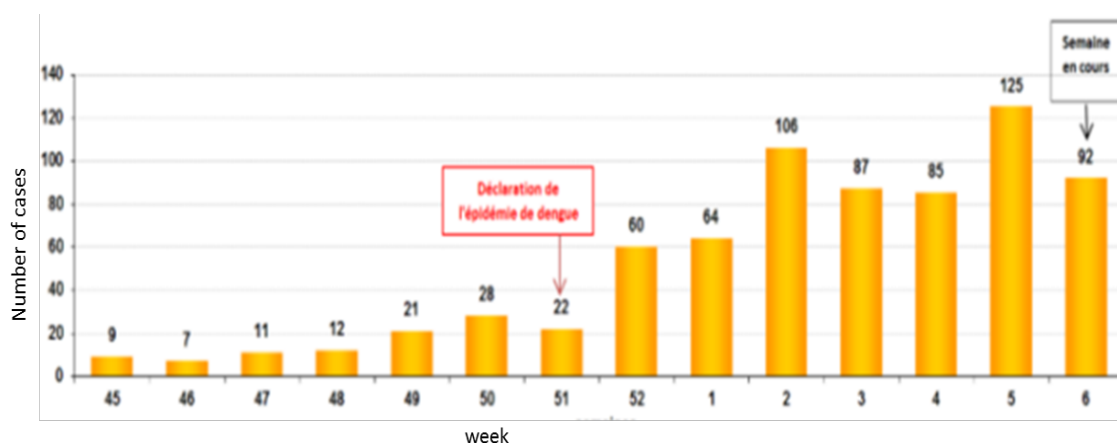


Figure 10: Syndromic and confirmed dengue cases reported by week in 2018-2019, Network of sentinel physicians, New Caledonia